

Product Range

PE Systems

Utility and Industry



Table of contents

Introduction		4
PE advantages		4
General information		7
Quality assurance at all levels		8
Specialized Solutions		10
ELGEF Plus		13
NeoFlow – Water in balance		14
Application areas		16
Success Stories		18
PE utility range – ELGEF Plus system		20
ELGEF Plus electrofusion fittings	Couplers	23
	Elbows	26
	Tees	28
	Reducers	31
	End caps	32
	Transition fittings	33
	Accessories	38
ELGEF Plus electrofusion saddles	Modular system	40
	Tapping saddles	45
	Pressure tapping valves	58
	Various parts	61
	Accessories & tools	64
ELGEF Plus branch saddles	Branch saddles	67
	Branch saddles toplow	68
	Accessories & tools	71
ELGEF Plus spigot fittings	Elbows	75
	Bends	79
	Tees	88
	Reducers	94
	End caps	97
ELGEF Plus stop-off valves	Ball valves	100
	Extension spindles	101
	Accessories	103
Utility product ranges		104

Table of contents

PE industrial range – ecoFIT system		105
ecoFIT pipes		108
ecoFIT socket fusion fittings		111
ecoFIT unions for socket fusion		113
ecoFIT adaptor fittings for socket fusion		115
ecoFIT butt welding system	Fittings	117
	Bends and elbows	118
	Tees	121
	Reducers	124
	End caps	130
ecoFIT adaptor fittings for butt fusion		131
ecoFIT installation fittings		132
ecoFIT unions		135
Valves with PE ends	PVC-U body	140
	ABS body	153
	PP body	156
	Valve ends	170
Industry product ranges		172
Flanged connections		173
Flanged connections	Flange adaptors long end	175
	Flange adaptors short end	178
	Flanges for butt fusion systems	182
	Flange adaptors for socket fusion systems	189
	Flanges for socket fusion systems	190
	Gaskets	193
Water Distribution Control Valves - NeoFlow		196
NeoFlow pressure reducing valves		197
Underground fire protection - FM PE system		205
FM Products		209
Index		218



PE advantages

The PE (polyethylene) systems of GF Piping Systems convince with their numerous advantages during their long lasting lifetime. The flexible systems cover different applications even under the most challenging conditions and are comprised of easy, quick to install components with the best cost-performance ratio and 100 years estimated lifetime in utility applications. Not only are they reliable under all circumstances but they also contribute to the world's sustainability by having one of the lowest carbon footprints compared to metal or other plastic systems.



+ 100-year lifetime

In the water and gas sector, the PE systems are expected to last for at least 100 years – even for large dimensions. They remain maintenance-free and show no additional pressure loss. The PE systems are corrosion-free, weatherproof, UV-resistant and remain impact-resistant under all climatic conditions.

+ Easy trenchless laying

The material-specific flexibility of the PE systems allows trenchless laying, including relining and horizontal directional drilling. This reduces construction times and follow-up costs on the surface and avoids unnecessary damage to the infrastructure, like cutting roads, increased traffic, and noise pollution in urban areas.

+ Highly cost-effective

PE systems significantly reduce maintenance and repair costs, because they do not corrode. Their low weight makes it possible to reduce heavy transport equipment on the construction site. With big dimensions, PE can be installed more easily, quickly and efficiently.

+ Safety through flexibility

Once laid, the natural resiliency of PE pipes means they absorb surges in pressure, vibration and stress caused by soil movements such as earthquakes, largely adapting to natural ground motion. This reduces the risks of breaks and leaks, keeping the water and gas supply continuous.

+ Reduced carbon footprint

PE systems reduce CO₂ emissions by more than 80 percent compared to metal systems and are fully recyclable. Especially for installations with large dimensions and more material, this is a considerable advantage. They make a positive environmental contribution and support your sustainability efforts.

GF Piping Systems

+GF+

+GF+
ELGEF Plus

PE
Systems



General information

Measures, units and shortcuts

d, d1, d2	Diameter
DN	Nominal diameter
L, L1, L2	Length
H, H1, H2	Height
e, e1, e2	Wall thickness
kg	Weight
SC	Size of bolts
AL	Number of bolt holes
S	Pipe series
SDR	Standard dimension ratio
PN	Pressure nominal

Packaging

GP	Pieces per bulk pack
pcs. pal.	Pieces per pallet
kg pal.	Weight per pallet
vol. pal.	Volume per pallet (including pallet)

Working pressure

The pressure rating of GF Piping Systems PE-Fittings refers to the calculated values of EN 12201 and EN 1555 considering the total security value. National Regulations and standards have to be observed.

Specification

GF Piping Systems fittings meet the ISO-standards, CEN-standards (respectively draft standards) as well as other national standards.

Approval

The GF Piping Systems products are subjected to extensive internal and external tests and are approved by all major institutes and approval authorities (for example: DVGW, SVGW, KIWA, etc.).

General conditions of supply

Please find the general conditions of supply on the last page.

Quality management / environmental management

Quality management system is well established at GF Piping Systems and is continuously improved to satisfy our customers. GF Piping Systems is certified according to ISO 9001 as well as ISO 14001 (environmental management).

Technical documentation

For further technical information we offer you the GF Piping Systems technical manual, the technical dossier and the installation instructions of the products.

Service, training and consultation

GF Piping Systems offers you the possibility to do trainings and extend your knowledge in the piping systems field. Please contact your sales company for further information and registrations.

Your partner

GF Piping Systems is a world-wide organisation. Please find the address of your GF Piping Systems partner on the back cover.

Quality & production

Quality assurance at all levels




GF Piping Systems products are designed with the highest quality standards to give you the deserved peace of mind. Therefore, not only intensive testing and multiple quality controls are required, but also consistent materials.

Safety and reliability on the materials can only be achieved through the correct dispersion of the carbon black and other essential additives within the polymer matrix. As a result, GF Piping Systems only uses fully compounded 100% virgin PE resins, approved by the PE100+ association. This assures not only a high quality material, but also an outstandingly long lifetime performance.

Whether it is for a 100% virgin PE resin or a completely finished product, GF Piping Systems tests compliance with the guaranteed characteristics thanks to its outstanding laboratory competence.

GF Piping Systems tests the material, jointing technology and products down to the smallest detail beyond the measure specified by standards at its accredited laboratory (ISO/IEC 17025) in Schaffhausen, Switzerland. Moving to the ultimate safety level, the outstanding quality provided by GF Piping Systems is proven by the numerous international approvals that it possesses.





GF Piping Systems has always been committed to providing the best quality in products and services. We know that, in more than 100 countries, our solutions are used in vital applications that allow for no failures or unplanned downtimes. Our experts work every day to make sure that you receive the best quality possible. You can trust the products from GF Piping Systems – today and for years to come.

This is expressed in the way we work: quality, safety, and responsibility are implemented in our organization to serve you as well as possible. GF Piping Systems fulfils the ISO 9001, ISO 14001, and OHSAS 18001 standards for quality, environmental, and work safety management. After all, governance and process excellence are essential for quality.

Our products are designed to be safe and easy to install, with lifespans as long as the applications themselves. To ensure this, we subject our products to extensive internal and external tests and reviews. Their outstanding quality is confirmed by the numerous certifications and approvals they have received. These include global and national standards from highly respected organizations and institutions, but also specific customer certifications, as requested.

Our experts are happy to provide you the certificates you need for your applications and guide you through the applicable systems and standards, as needed. Please contact a GF Piping Systems representative near you, or contact our Global Service & Support team by e-mail at info.ps@georgfischer.com.

Visual quality control of the welding zone at the **ELGEF Plus Branch Saddle Topload**



Approvals



A selection of more than 40 product approvals available, more on request.

Specialized Solutions

Ready when you are

With Specialized Solutions, the global leader GF Piping Systems provides project support every step of the way to achieve construction excellence. Allowing owners and planners to concentrate on their daily business without interruption.



Taking care of your needs

GF Piping Systems supports the conception and design process of a project from the outset to ensure that a sustainable and efficient solution is achieved. Whether in the selection of the right plastic solution from our extensive portfolio, the management of complex sub-projects, or quality control based on recognized international standards

- you can benefit from Specialized Solutions for all application areas and references from a wide range of industries across the entire product range.

More information at
gfps.com/specialized-solutions

Specialized Solutions

Ready when you are

With Specialized Solutions, GF Piping Systems supports the design and installation of state of the art plastic piping systems, so that owners and planners can concentrate on their daily business without interruption. GF Piping Systems is present every step of the way, from providing planning support on new projects to testing the condition of old systems.

Recommended services



Condition analysis

Integrity of a piping system is essential for owner/operators of water, gas and chemical process plants. Ultrasonic NDT (Non-Destructive Testing) provides testing options at the point of installation, while Pipe Condition Assessment can be employed during operation to acquire real data about the state of piping systems.



Custom Product Design and Prefabrication

Having your individual needs and application in focus, our customizing teams forge the solution that fits you best, developing custom-made parts to complete systems or special solutions produced in small series, individual consulting and off-site prefabrication.



Track & Trace


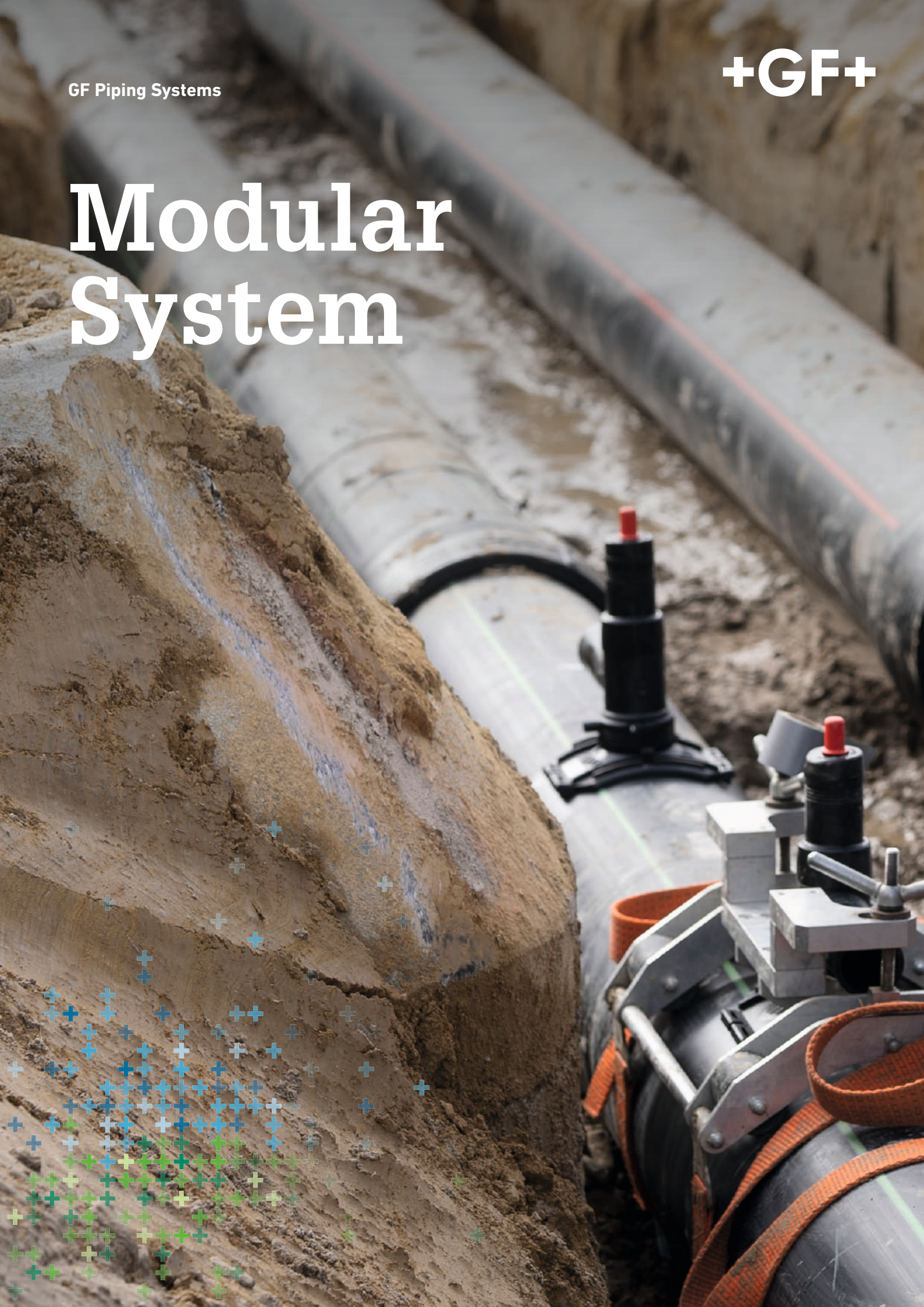
Track & Trace is a cloud-based field data collector, supporting you with a wide range of online functionalities to streamline your decision-making processes throughout the implementation and operation of any kind of project.



Training

GF Piping Systems instructional courses to help you teach your customers and their installers essential knowledge for the welding of pipes and piping components, as well as an in-depth understanding of butt and electrofusion connections. With Specialized Education from GF Piping Systems, we help prevent damage before it occurs, with well-trained and qualified installers.

Modular System



ELGEF Plus – The unique modular electrofusion system

The ELGEF Plus modular saddle system from GF Piping Systems offers you the right kind of connection for every application.

With the ELGEF Plus electrofusion saddle at its core, the installation guarantees ...

+ Speed + Simplicity + Flexibility

The only
programme
with a modular
system!



Saddle



with tapping tee



with pressure tapping valve



with tapping tee, coupler and ball valve



with transition adaptor



with spigot and cutter



with stop-off adaptor



Water in balance

Protect your water distribution network from excess pressure and reduce leakage rates and pipe bursts. NeoFlow is a state-of-the-art technology for pressure management that can prevent your pipes over-pressurizing while delivering accurate, stable flow, and increased flow capacity to utilities.

What is non-revenue water?



Water Produced

Water Billed

Non-revenue Water

Due to the aging water distribution infrastructure, non-revenue water (NRW) is a major issue for water utility companies across the globe.



Pipe burst disruption

Water distribution utilities worldwide suffer serious water pipe failures every year, losing water and millions of dollars due to expensive emergency repair tasks and asset renewals as well as interrupting supply to end-customers and substantially harming the reputation of the water utility.

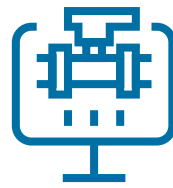



Increase sustainability impact

By reducing water loss, less water needs to be treated and pumped through the system. Consequently the energy needs can be decreased in an efficient way. In the US a 5% reduction of water leakage can save up to 225'000¹ metric tons of CO₂ annually, the equivalent to the annual CO₂ emissions of 14'000 US citizens².

¹The Carbon Footprint of Water. Bevan Griffiths-Sattenspiel/Wendy Wilson
²Fossil CO₂ and GHG emissions of all world countries, European Union, 2019





Smart valve

Integrated pilot valve to optimize pressure regulation and optional integrated equipment to monitor flow, and water quality.



Axial flow

More accurate and very stable flow (down to zero), even at a small operating differential. Higher flow precision, also enabling pressure management in low pressure systems.



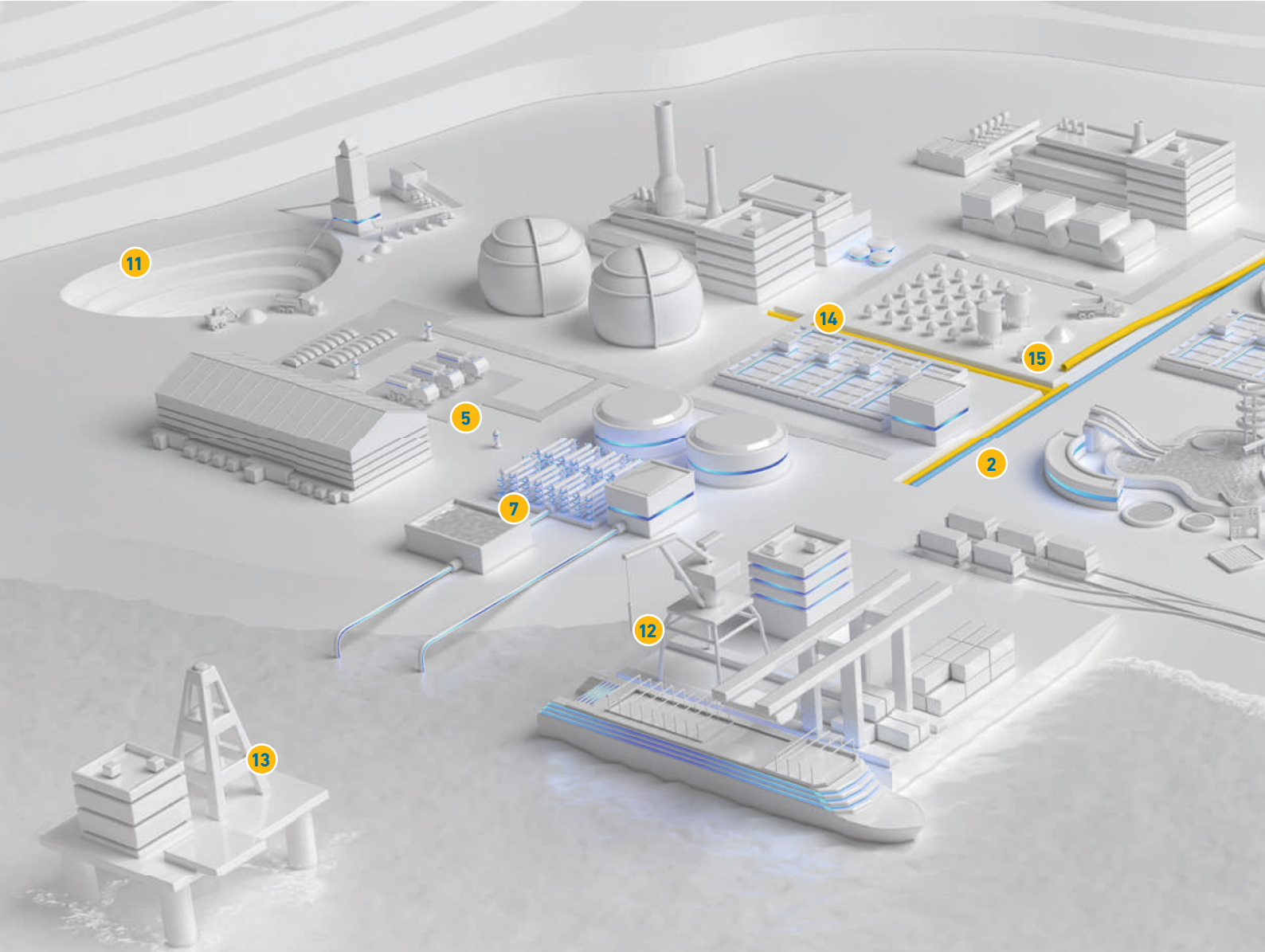
No actuator stem or diaphragm

Significantly reduced complexity. Low maintenance requirements due to very simple design with few components and no elastomer diaphragm.



www.gfps.com/neoflow

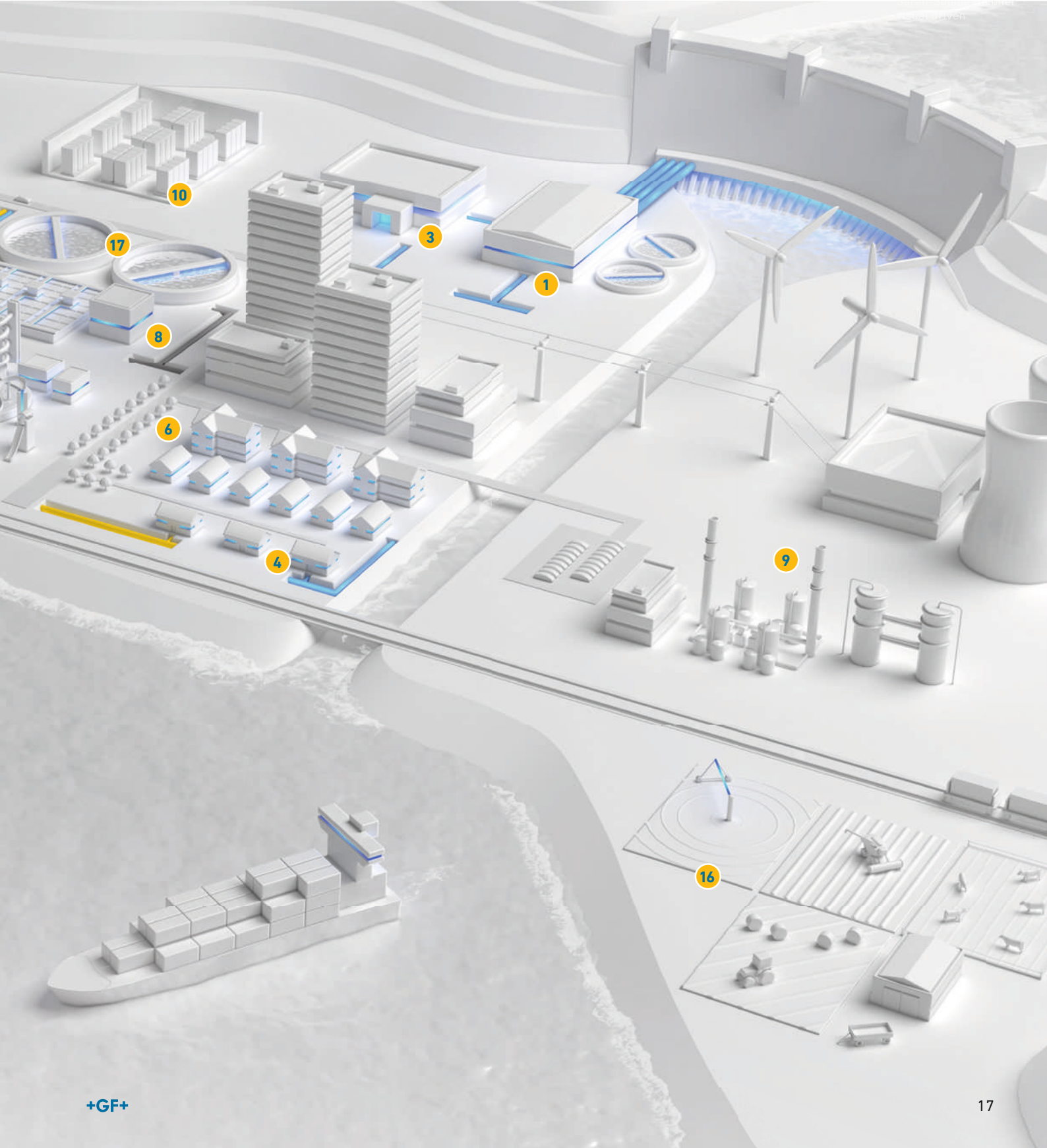
Big diversity with no limits in designing your pipeworks



Applications


- 1 Water transportation lines
- 2 Water distribution lines
- 3 Cold district water
- 4 Water & gas house connections
- 5 Fire protection
- 6 Pressure Management
- 7 Desalination plant
- 8 Sewage / waste water
- 9 Cooling – Chemical process
- 10 Data Center
- 11 Mining
- 12 Shipbuilding
- 13 Seam gas
- 14 Gas transportation
- 15 Gas distribution
- 16 Irrigation
- 17 Water treatment plant

GF Piping Systems offers smart solutions for PE piping systems, up to d2000. Getting everything from one source means comprehensive solutions that are perfectly compatible. A combination of fittings, and with state of art fusion and jointing technology as well as tools results in reliable and cost-efficient installations.



Success stories

Our products are successfully implemented in the water and gas market in various applications around the world.



PE fittings for green utility

Buried water supply networks in urban areas need to be ultra-reliable to ensure security of supply, and to keep maintenance and repair costs to a minimum. Operating a reliable water supply system while complying with stringent environmental objectives can represent a headache for utilities. Helsinki Region Environmental Services Authority HSY (Finland) chose GF Piping Systems' ELGEF Plus fittings to renovate the capital's water supply system.

[Read more](#)



Safe gas supply to the food processing plant

To secure reliable and cost-efficient food production, Agristo requires a 100% safe and steady gas supply for its new plant of Belgian fries. Consequently, the contractor was asked to provide measures to minimize the risks of supply shut-downs. To guarantee the best jointing quality of the gas main d355 mm, the installation process was done with GF Piping Systems products – including ELGEF Plus couplers, tools, and welding machines, and it was fully recorded by the Track & Trace system.

[Read more](#)



Networks without compromises

IRETI supplies water to over 2.5 million customers in almost 300 municipalities in Northwest Italy, with a network of roughly 20'000 kilometers. The water loss in Italy is on average 37%. Also IRETI faces the challenge of non-revenue water and with it the associated maintenance and asset lifetime. The innovative NeoFlow pressure regulating valve (PRV) by GF Piping Systems is providing the solution.

[Read more](#)



PE Customizing



ELGEF Plus

**Electrofusion and
butt fusion system**

Benefits

- + Modular concept
- + Customized solutions
- + Highest jointing quality
- + Complete traceability



Polyethylene for utility applications



System specification



* Standards:









	PE100
Material Color Density Thermal expansion coefficient Thermal conductivity at 23 °C Thermal expansion Yield stress at 23 °C Tensile E-modul at 23 °C Charpy notched impact strength at 23 °C Charpy notched impact strength at -40 °C Limiting Oxygen Index (LOI)	RAL 9005 ~ 0.95 g/cm ³ (EN ISO 1183 / ASTM D 792) 0.15–0.20 mm/m K (DIN 53752) 0.38 W/m K (EN 12664) 0.16–0.18 mm/m K 25 N/mm ² (EN ISO 527) 900 N/mm ² (EN ISO 527) 83 kJ/m ² (EN ISO 179) 13 kJ/m ² (EN ISO 179) 17.4 % (ISO 4589)
Dimensions	d20-d2000 in accordance to EN 1555-3 and EN 12201-1
Surface condition	in accordance to EN 1555-3 and EN 12201-1
Material and product approvals	<ul style="list-style-type: none"> - ACS (Attestation de Conformité Sanitaire) - BSI (BSI Assurance UK Limited) - NF (CERTIgaz) - DVGW (Deutscher Verein des Gas- und Wasserfaches) - FM Approvals - Global Mark - INSTA-CERT (Dancert S/A) - KIWA (Keuringsinstituut voor Waterleidingsartikelen) - KTW / W270 (Kunststoff-Trinkwasser-Empfehlungen) - SVGW (Schweizerischer Verein des Gas- und Wasserfaches)
Packaging	Fittings and valves are bagged
Marking and labeling	All components are embossed with a permanent identification during the production process to ensure full traceability: <ul style="list-style-type: none"> <li style="width: 50%;">- Brand name <li style="width: 50%;">- Lot No. <li style="width: 50%;">- Material <li style="width: 50%;">- Product description <li style="width: 50%;">- Dimensions <li style="width: 50%;">- Article number <li style="width: 50%;">- Pressure rating <li style="width: 50%;">- Standard and approvals

* Approvals / Acceptance:



* An overview of all standards and approvals see the GF Utility planning fundamentals

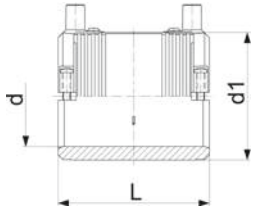
ELGEF Plus electrofusion fittings

ELGEF Plus electrofusion fittings		Page
	Couplers	23
	Elbows	26
	Tees	28
	Reducers	31
	End caps	32
	Transition fittings	33
	Accessories	38



ELGEF Plus electrofusion

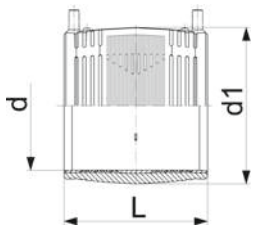
Couplers



ELGEF Plus Electrofusion coupler PE100 d20-63mm / SDR11

- 10 bar Gas / 16 bar Water
- 4 mm pin connectors
- Limited path fusion indicators
- Removable centre stop
- With integral pipe fixation

d (mm)	SDR	PN (bar)	DN (mm)	Code	Weight (kg)	d1 (mm)	L (mm)	SDR pipe
20	11	16	15	753 911 606	0.053	31	70	9-11
25	11	16	20	753 911 607	0.050	36	70	9-11
32	11	16	25	753 911 608	0.071	44	72	9-11
40	11	16	32	753 911 609	0.095	54	80	9-11
50	11	16	40	753 911 610	0.131	66	88	9-11
63	11	16	50	753 911 611	0.194	81	96	9-17.6



ELGEF Plus Electrofusion coupler PE100 d75-315mm / SDR11

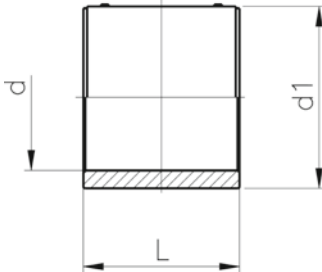
- 10 bar Gas / 16 bar Water
- 4 mm pin connectors
- Limited path fusion indicators
- Removable centre stop up to d160
- 1) FM 1613 approved – 15 bar

	d (mm)	SDR	PN (bar)	DN (mm)	Code	Weight (kg)	d1 (mm)	L (mm)	SDR pipe
	75	11	16	65	753 911 612	0.282	96	110	9-17.6
1	90	11	16	80	753 911 613	0.406	113	125	9-17.6
1	110	11	16	100	753 911 614	0.692	138	145	9-17.6
1	125	11	16	100	753 911 615	0.718	154	156	9-17.6
1	140	11	16	125	753 911 616	0.945	172	166	9-17.6
1	160	11	16	150	753 911 617	1.362	196	180	9-17.6
1	180	11	16	150	753 911 618	1.747	219	192	9-17.6
1	200	11	16	200	753 911 619	1.866	244	208	9-17.6
1	225	11	16	200	753 911 620	3.329	273	225	9-17.6
1	250	11	16	250	753 911 621	4.678	304	248	9-17.6
1	280	11	16	250	753 911 622	7.500	340	252	9-17.6
1	315	11	16	300	753 911 623	8.142	382	267	9-17.6



**ELGEF Plus Electrofusion coupler PE100
d355-800mm / SDR11**

- 10 bar Gas / 16 bar Water
- 4 mm pin connectors
- Limited path fusion indicators
- With active reinforcement
- Ø355 – 500 have two connected (monofilar) welding zones (Both pipe ends can be welded simultaneously)
- Ø560 – 800 have two separate (bifilar) welding zones (Both pipe ends welded separately)
- * FM 1613 approved - 15 bar



	d	SDR	PN	DN	Code	Weight	d1	L	SDR pipe
	(mm)		(bar)	(mm)		(kg)	(mm)	(mm)	
*	355	11	16	350	753 911 704	13.098	438	291	9-17
*	400	11	16	400	753 911 705	18.320	493	295	9-17
*	450	11	16	450	753 911 706	24.700	554	327	9-17
*	500	11	16	500	753 911 707	33.700	616	358	9-17
	560	11	16	600	753 911 708	46.200	689	396	9-17
	630	11	16	600	753 911 709	65.300	775	440	9-17
	710	11	16	700	753 911 710	97.400	874	463	9-17
	800	11	16	800	753 911 711	114.500	982	484	9-17

**ELGEF Plus Electrofusion coupler PE100
d900mm / SDR11**



- 16 bar Water
- Only for water applications
- 4 mm pin connectors

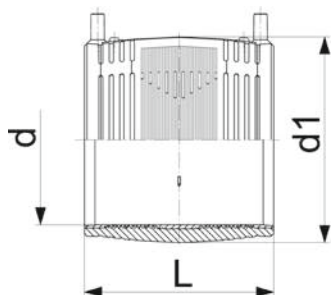
d	SDR	PN	DN	Code	Weight	d1	L	SDR pipe
(mm)		(bar)	(mm)		(kg)	(mm)	(mm)	
900	11	16	900	753 911 652	137.930	1110	550	9-17.6



ELGEF Plus Electrofusion coupler PE100
d160-315mm / SDR17



- 5 bar Gas / 10 bar Water
- 4 mm pin connectors
- Limited path fusion indicators
- d160 with removable centre stop

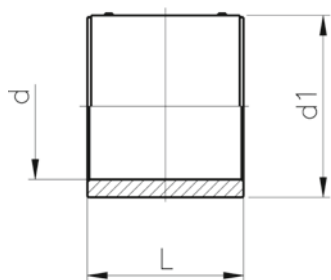


d (mm)	SDR	PN (bar)	DN (mm)	Code	Weight (kg)	d1 (mm)	L (mm)	SDR pipe
160	17	10	150	753 911 817	1.017	186	180	9-26
180	17	10	150	753 911 818	1.434	213	192	9-26
200	17	10	200	753 911 819	1.726	233	206	9-26
225	17	10	200	753 911 820	2.545	261	225	9-26
250	17	10	250	753 911 821	4.616	304	248	9-26
280	17	10	250	753 911 822	5.606	340	252	9-26
315	17	10	300	753 911 823	6.100	382	267	9-26

ELGEF Plus Electrofusion coupler PE100
d355-800mm / SDR17



- 5 bar Gas / 10 bar Water
- 4 mm pin connectors
- Limited path fusion indicators
- With active reinforcement
- Ø355 – 500 have two connected (monofilar) welding zones (Both pipe ends can be welded simultaneously)
- Ø560 – 800 have two separate (bifilar) welding zones (Both pipe ends welded separately)



d (mm)	SDR	PN (bar)	DN (mm)	Code	Weight (kg)	d1 (mm)	L (mm)	SDR pipe
355	17	10	350	753 911 804	9.522	416	291	17-33
400	17	10	400	753 911 805	13.000	467	295	17-33
450	17	10	450	753 911 806	18.000	526	327	17-33
500	17	10	500	753 911 807	22.000	584	358	17-33
560	17	10	600	753 911 808	34.000	647	396	17-33
630	17	10	600	753 911 809	46.000	727	440	17-33
710	17	10	700	753 911 810	55.600	820	463	17-33
800	17	10	800	753 911 811	73.000	922	484	17-33

ELGEF Plus Electrofusion coupler PE100
d900-1200mm / SDR17



- 10 bar water
- Only for water applications
- 4 mm pin connectors

d (mm)	SDR	PN (bar)	DN (mm)	Code	Weight (kg)	d1 (mm)	L (mm)	SDR pipe
900	17	10	900	753 911 852	93.150	1030	550	9-26
1000	17	10	1000	753 911 853	125.650	1143	600	9-26
1200	17	10	1200	753 911 854	196.450	1370	650	9-26



ELGEF Plus Electrofusion coupler PE100
d710-1200mm / SDR26



- 6 bar water
- Only for water applications
- 4 mm pin connectors

d (mm)	SDR	PN (bar)	DN (mm)	Code	Weight (kg)	d1 (mm)	L (mm)	SDR pipe
710	26	6	700	753 911 950	31.920	797	360	9-26
800	26	6	800	753 911 951	42.800	897	380	9-26
900	26	6	900	753 911 952	57.580	1009	400	9-26
1000	26	6	1000	753 911 953	79.270	1121	440	9-26
1200	26	6	1200	753 911 954	125.700	1345	480	9-26



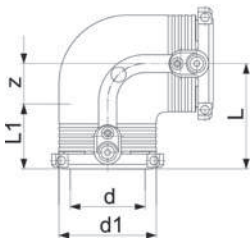
Elbows

ELGEF Plus Elbow 90° PE100
d20-63mm / SDR11 / with integral pipe fixation



- 10 bar Gas / 16 bar Water
- 4 mm pin connectors
- Limited path fusion indicators

d (mm)	DN (mm)	PN (bar)	SDR	Code	Weight (kg)	d1 (mm)	L (mm)	L1 (mm)	z (mm)	SDR pipe
20	15	16	11	753 101 606	0.080	35	54	34	20	9-11
25	20	16	11	753 101 607	0.074	35	54	34	20	9-11
32	25	16	11	753 101 608	0.094	44	53	36	17	9-11
40	32	16	11	753 101 609	0.128	54	62	39	23	9-11
50	40	16	11	753 101 610	0.196	66	71	43	28	9-11
63	50	16	11	753 101 611	0.312	81	81	48	32	9-17.6



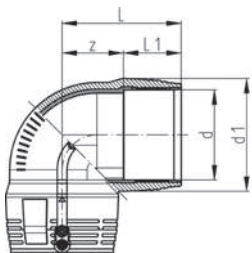
ELGEF Plus Elbow 90° PE100
d75-180mm / SDR11



- 10 bar Gas / 16 bar Water
- 4 mm pin connectors
- Limited path fusion indicators



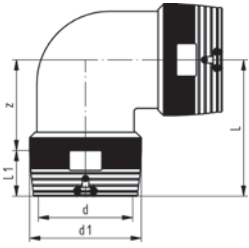
d (mm)	DN (mm)	PN (bar)	SDR	Code	Weight (kg)	d1 (mm)	L (mm)	L1 (mm)	z (mm)	SDR pipe
75	65	16	11	753 101 612	0.415	97	94	54	40	9-11
90	80	16	11	753 101 813	0.828	115	122	62	60	9-17.6
110	100	16	11	753 101 814	1.224	140	147	72	76	9-17.6
125	100	16	11	753 101 815	1.742	160	155	77	68	9-17.6
140	125	16	11	753 101 816	2.762	185	170	83	87	9-17.6
160	150	16	11	753 101 817	3.830	196	191	92	103	11-17.6
180	150	16	11	753 101 818	5.410	219	210	96	114	11-17.6





ELGEF Plus Elbow 90° PE100
d200-250mm / SDR11

- 10 bar Gas / 16 bar Water
- 4 mm pin connectors
- Limited path fusion indicators
- Two separate fusion zones

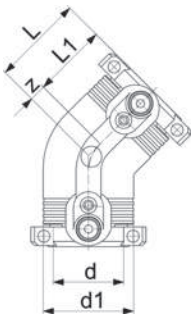


d	DN	PN	SDR	Code	Weight	d1	L	L1	z	SDR pipe
(mm)	(mm)	(bar)			(kg)	(mm)	(mm)	(mm)	(mm)	
200	200	16	11	753 101 819	9.320	250	298	104	194	11-26
225	200	16	11	753 101 820	13.220	280	318	112	206	11-26
250	250	16	11	753 101 821	16.600	310	347	123	224	11-26



ELGEF Plus Elbow 45° PE100
d32-63mm / SDR11 / with integral pipe fixation

- 10 bar Gas / 16 bar Water
- 4 mm pin connectors
- Limited path fusion indicators

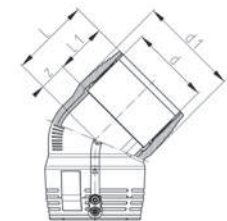


d	DN	PN	SDR	Code	Weight	d1	L	L1	z	SDR pipe
(mm)	(mm)	(bar)			(kg)	(mm)	(mm)	(mm)	(mm)	
32	25	16	11	753 151 608	0.075	44	44	36	8	9-11
40	32	16	11	753 151 609	0.106	54	50	39	11	9-11
50	40	16	11	753 151 610	0.171	66	56	43	13	9-11
63	50	16	11	753 151 611	0.252	81	63	48	15	9-17.6



ELGEF Plus Elbow 45° PE100
d75-180mm / SDR11

- 10 bar Gas / 16 bar Water
- 4 mm pin connectors
- Limited path fusion indicators

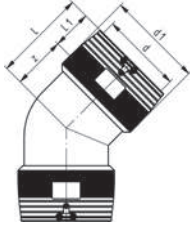


d	DN	PN	SDR	Code	Weight	d1	L	L1	z	SDR pipe
(mm)	(mm)	(bar)			(kg)	(mm)	(mm)	(mm)	(mm)	
75	65	16	11	753 151 612	0.332	97	71	54	17	9-11
90	80	16	11	753 151 813	0.583	115	91	62	29	9-11
110	100	16	11	753 151 814	0.985	140	112	72	40	9-17.6
125	100	16	11	753 151 815	1.438	160	119	78	49	9-17.6
140	125	16	11	753 151 816	2.242	185	125	83	42	9-17.6
160	150	16	11	753 151 817	3.055	196	135	92	42	11-17.6
180	150	16	11	753 151 818	4.037	217	144	95	47	11-17.6



ELGEF Plus Elbow 45° PE100
d200-250mm / SDR11

- 10 bar Gas / 16 bar Water
- 4 mm pin connectors
- Limited path fusion indicators
- Two separate fusion zones



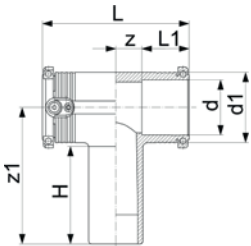
d	DN	PN	SDR	Code	Weight	d1	L	L1	z	SDR pipe
(mm)	(mm)	(bar)			(kg)	(mm)	(mm)	(mm)	(mm)	
200	200	16	11	753 151 819	7.566	250	232	104	128	11-26
225	200	16	11	753 151 820	11.300	280	247	112	135	11-26
250	250	16	11	753 151 821	13.500	310	275	123	152	11-26

Tees



ELGEF Plus Tee 90° PE100
d20-63mm / SDR11 / with integral pipe fixation

- 10 bar Gas / 16 bar Water
- 4 mm pin connectors
- Limited path fusion indicators

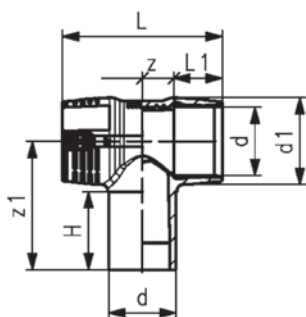


d	DN	PN	SDR	Code	Weight	d1	L	L1	z	z1	H	SDR pipe
(mm)	(mm)	(bar)			(kg)	(mm)	(mm)	(mm)	(mm)	(mm)	(mm)	
20	15	16	11	753 211 606	0.085	35	88	32	11	92	67	9-11
25	20	16	11	753 211 607	0.075	35	90	32	11	92	70	9-11
32	25	16	11	753 211 608	0.118	44	102	34	15	100	74	9-11
40	32	16	11	753 211 609	0.175	54	119	39	21	114	82	9-11
50	40	16	11	753 211 610	0.252	66	135	42	24	126	90	9-11
63	50	16	11	753 211 611	0.407	81	151	46	28	150	102	9-17.6



ELGEF Plus Tee 90° PE100
d75-180mm / SDR11

- 10 bar Gas / 16 bar Water
- 4 mm pin connectors
- Limited path fusion indicators

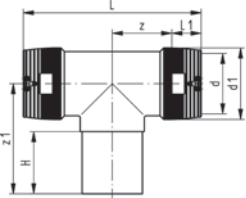


d	DN	PN	SDR	Code	Weight	d1	L	L1	z	z1	H	SDR pipe
(mm)	(mm)	(bar)			(kg)	(mm)	(mm)	(mm)	(mm)	(mm)	(mm)	
75	65	16	11	753 201 612	0.569	97	178	54	35	143	87	9-17.6
90	80	16	11	753 201 813	0.891	115	205	62	41	161	94	9-17.6
110	100	16	11	753 201 814	1.576	140	255	72	56	184	104	9-17.6
125	100	16	11	753 201 815	2.212	161	276	78	60	207	113	9-17.6
140	125	16	11	753 201 816	3.639	185	300	83	67	260	120	9-17.6
160	150	16	11	753 201 817	4.386	196	325	92	71	206	103	11-17.6
180	150	16	11	753 201 818	6.796	225	344	90	82	250	110	11-17.6



**ELGEF Plus Tee 90° PE100
d200-250mm / SDR11**

- 10 bar Gas / 16 bar Water
- 4 mm pin connectors
- Limited path fusion indicators
- Two separate fusion zones

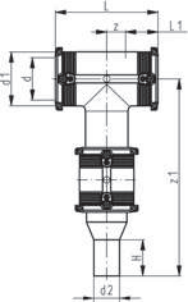


d	DN	PN	SDR	Code	Weight	d1	L	L1	z	z1	H	SDR pipe
(mm)	(mm)	(bar)			(kg)	(mm)	(mm)	(mm)	(mm)	(mm)	(mm)	
200	200	16	11	753 201 819	10.800	250	590	104	191	250	117	11-26
225	200	16	11	753 201 820	15.900	280	636	112	206	270	122	11-26
250	250	16	11	753 201 821	18.900	310	685	123	220	288	127	11-26



**ELGEF Plus Tee 90° reduced (kit) PE100
d25-180mm / SDR11**

- 10 bar Gas / 16 bar Water
- Integral pipe fixation (up to d63)
- 4 mm pin connectors
- Limited path fusion indicators
- Supplied as kit including ELGEF Plus Coupler and Spigot Reducer



d	d2	DN	PN	SDR	Code	Weight	d1	L	L1	z	z1	H
(mm)	(mm)	(mm)	(bar)			(kg)	(mm)	(mm)	(mm)	(mm)	(mm)	(mm)
75	40	65	16	11	193 280 998	1.060	97	187	61	33	296	49
90	50	80	16	11	193 280 999	1.655	112	202	61	41	336	55
110	63	100	16	11	193 280 961	2.812	136	242	65	56	336	63
125	63	100	16	11	193 280 963	3.673	151	256	75	53	361	63
125	110	100	16	11	193 280 965	3.920	151	256	75	53	389	82
180	90	150	16	11	193 281 032	10.891	225	344	90	82	487	79
180	110	150	16	11	193 281 033	10.465	225	344	90	82	495	82



**ELGEF Plus Tee 90° reduced PE100
d90-250mm / SDR11**

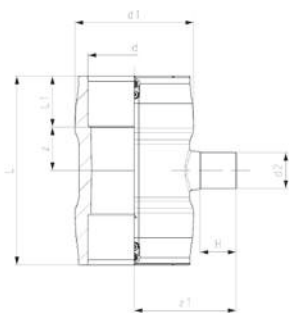
- 10 bar Gas / 16 bar Water
- 4 mm pin connectors
- Limited path fusion indicators
- * Two separate fusion zones



d	d2	DN	PN	SDR	Code	Weight	
(mm)	(mm)	(mm)	(bar)			(kg)	
110	90	100	16	11	753 211 034	1.652	
125	90	100	16	11	753 211 035	2.242	
140	63	125	16	11	753 901 867	2.879	
140	75	125	16	11	753 901 868	2.938	
140	90	125	16	11	753 901 869	3.044	
140	110	125	16	11	753 901 870	3.234	
160	63	150	16	11	753 211 025	3.737	
160	90	150	16	11	753 211 026	3.855	
160	110	150	16	11	753 211 027	3.973	
*	200	90	200	16	11	753 211 059	9.012
*	200	110	200	16	11	753 211 060	12.400
*	200	160	200	16	11	753 211 063	12.400
*	225	90	200	16	11	753 211 069	13.100



table continued on the next page



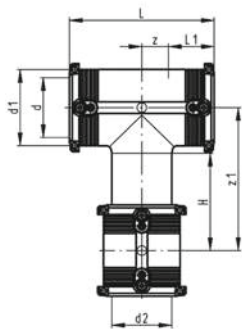
	d (mm)	d2 (mm)	DN (mm)	PN (bar)	SDR	Code	Weight (kg)
*	225	110	200	16	11	753 211 070	13.100
*	225	160	200	16	11	753 211 073	13.600
*	250	110	250	16	11	753 211 080	11.660
*	250	160	250	16	11	753 211 083	17.070

	d1 (mm)	L (mm)	L1 (mm)	z (mm)	z1 (mm)	H (mm)	SDR pipe
	140	255	72	56	245	80	9-17.6
	156	276	75	53	245	80	9-17.6
	185	300	83	67	220	80	9-17.6
	185	300	83	67	230	90	9-17.6
	185	300	83	67	235	95	9-17.6
	185	300	83	67	245	105	9-17.6
	208	330	89	76	178	63	11-17.6
	208	330	89	76	209	94	11-17.6
	208	330	89	76	219	104	11-17.6
*	250	595	104	194	216	81	11-26
*	250	600	104	194	219	84	11-26
*	250	595	104	194	237	101	11-26
*	280	666	112	217	228	80	11-26
*	280	670	112	217	238	85	11-26
*	280	667	112	217	258	105	11-26
*	310	709	123	220	284	85	11-26
*	310	711	123	220	266	101	11-26



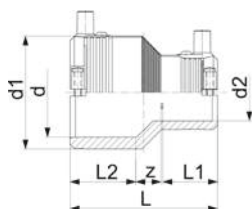
ELGEF Plus Tee 90° (kit) PE100
d20-160mm / SDR11 / Equal or reduced with weldable outlet

- 10 bar Gas / 16 bar Water
- Integral pipe fixation (up to d63)
- 4 mm pin connectors
- Limited path fusion indicators
- Supplied as kit including ELGEF Plus Coupler or ELGEF Plus Reducer



	d (mm)	d2 (mm)	DN (mm)	PN (bar)	SDR	Code	Weight (kg)	d1 (mm)	L (mm)	L1 (mm)	z (mm)	z1 (mm)	H (mm)
	20	20	15	16	11	753 201 606	0.161	35	90	34	11	92	67
	25	25	20	16	11	753 201 607	0.122	35	90	34	11	92	70
	32	32	25	16	11	753 201 608	0.201	44	102	36	15	100	74
	40	32	32	16	11	193 281 006	0.288	54	120	39	21	127	95
	40	40	32	16	11	753 201 609	0.285	54	120	39	21	114	82
	50	32	40	16	11	193 281 007	0.364	66	135	43	24	144	108
	50	40	40	16	11	193 281 008	0.407	66	135	43	24	140	104
	50	50	40	16	11	753 201 610	0.389	66	135	43	24	126	90
	63	32	50	16	11	193 280 997	0.550	81	152	48	28	173	125
	63	40	50	16	11	193 281 009	0.566	81	152	48	28	169	121
	63	50	50	16	11	193 281 010	0.628	81	152	48	28	165	117
	63	63	50	16	11	753 201 611	0.615	81	152	48	28	150	102
	90	63	80	16	11	193 281 011	1.311	112	202	61	41	182	120
	90	90	80	16	11	753 201 613	1.342	112	202	61	41	146	84
	110	90	100	16	11	193 281 012	2.343	136	242	65	56	200	127
	110	110	100	16	11	753 201 614	2.329	136	242	65	56	161	88
	125	90	100	16	11	193 281 013	3.146	151	256	75	53	214	132
	125	125	100	16	11	753 201 615	2.960	151	256	75	53	174	92
	160	110	150	16	11	193 281 030	7.443	196	325	92	71	271	168
	160	160	150	16	11	753 201 617	6.359	196	325	92	71	206	103
	180	125	150	16	11	193 281 031	9.654	225	344	90	82	330	190
	180	180	150	16	11	753 201 618	8.561	225	344	90	82	250	110

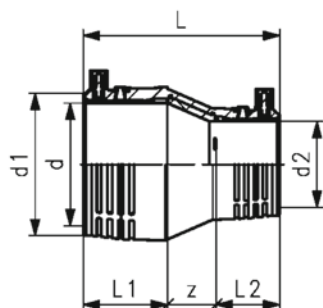
Reducers



ELGEF Plus Reducer PE100 d20-63mm / SDR11 / with integral pipe fixation

- 10 bar Gas / 16 bar Water
- 4 mm pin connectors
- Limited path fusion indicators

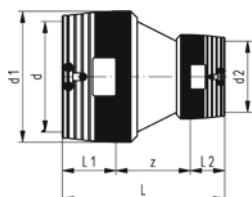
d (mm)	d2 (mm)	DN (mm)	PN (bar)	SDR	Code	Weight (kg)	d1 (mm)	L (mm)	L1 (mm)	L2 (mm)	z (mm)	SDR pipe
25	20	20	16	11	753 901 639	0.051	35	74	34	34	6	9-11
32	20	25	16	11	753 901 640	0.056	44	79	33	36	10	9-11
32	25	25	16	11	753 901 641	0.062	44	79	33	36	10	9-11
40	20	32	16	11	753 901 644	0.069	54	88	33	39	15	9-11
40	25	32	16	11	753 901 645	0.084	54	88	33	39	15	9-11
40	32	32	16	11	753 901 646	0.095	54	88	33	39	13	9-11
50	32	40	16	11	753 901 651	0.124	66	96	35	43	18	9-11
50	40	40	16	11	753 901 652	0.119	66	96	39	43	14	9-11
63	32	50	16	11	753 901 656	0.158	81	105	35	48	23	9-11
63	40	50	16	11	753 901 657	0.176	81	105	39	48	19	9-11
63	50	50	16	11	753 901 658	0.176	81	105	43	48	15	9-11



ELGEF Plus Reducer PE100 d63-180mm / SDR11

- 10 bar Gas / 16 bar Water
- 4 mm pin connectors
- Limited path fusion indicators

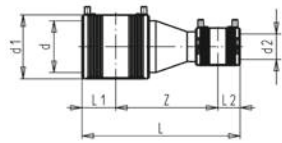
d (mm)	d2 (mm)	DN (mm)	PN (bar)	SDR	Code	Weight (kg)	d1 (mm)	L (mm)	L1 (mm)	L2 (mm)	z (mm)	SDR pipe
90	63	80	16	11	753 901 831	0.385	113	146	63	47	36	9-17.6
110	63	100	16	11	753 901 832	0.644	140	184	71	58	55	9-11
110	90	100	16	11	753 901 833	0.700	138	173	73	63	38	9-17.6
125	90	100	16	11	753 901 836	0.891	152	194	77	62	55	9-17.6
160	90	150	16	11	753 901 839	1.600	202	227	90	72	65	9-17.6
160	110	150	16	11	753 901 864	1.783	202	226	90	71	65	9-17.6
180	125	150	16	11	753 901 865	2.340	225	254	96	78	80	9-17.6



ELGEF Plus Reducer PE100 d200/160-250/225mm / SDR11

- 10 bar Gas / 16 bar Water
- 4 mm pin connectors
- Limited path fusion indicators
- Two separate fusion zones

d (mm)	d2 (mm)	DN (mm)	PN (bar)	SDR	Code	Weight (kg)	d1 (mm)	L (mm)	L1 (mm)	L2 (mm)	z (mm)	SDR pipe
200	160	200	16	11	753 901 837	5.098	250	365	104	90	171	11-26
225	160	200	16	11	753 901 838	6.000	280	385	112	90	183	11-26
225	200	200	16	11	753 901 845	8.200	280	390	112	104	173	11-26
250	160	250	16	11	753 901 840	7.860	310	400	123	90	187	11-26
250	200	250	16	11	753 901 841	8.480	310	417	123	104	200	11-26
250	225	250	16	11	753 901 842	8.450	310	430	123	112	204	11-26

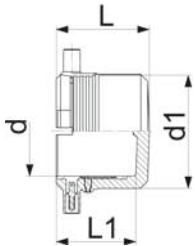


ELGEF Plus Reducer (kit) PE100 d75/40-180/110mm / SDR11

- 10 bar Gas / 16 bar Water
- Integral pipe fixation (up to d63)
- 4 mm pin connectors
- Limited path fusion indicators
- Supplied as kit including ELGEF Plus Coupler and Spigot Reducer

d (mm)	d2 (mm)	DN (mm)	PN (bar)	SDR	Code	Weight (kg)	d1 (mm)	L (mm)	L1 (mm)	L2 (mm)	z (mm)
75	40	65	16	11	193 280 992	0.574	96	265	55	40	170
75	50	65	16	11	193 280 993	0.623	96	269	55	44	170
75	63	65	16	11	193 280 994	0.700	96	273	55	48	170
90	50	80	16	11	193 280 958	0.857	113	297	63	44	190
90	75	80	16	11	193 280 995	1.071	113	308	63	55	190
110	75	100	16	11	193 280 996	1.496	138	333	73	55	205
125	63	100	16	11	193 280 953	1.567	154	314	79	48	187
125	110	100	16	11	193 280 951	2.098	154	367	79	73	215
160	125	150	16	11	193 280 952	3.252	196	414	90	79	245
180	110	150	16	11	193 280 959	4.167	214	413	95	73	245

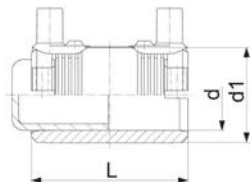
End caps



ELGEF Plus End cap PE100 d20-63mm / SDR11

- 10 bar Gas / 16 bar Water
- 4 mm pin connectors
- Limited path fusion indicators
- With integral pipe fixation

d (mm)	SDR	PN (bar)	DN (mm)	Code	Weight (kg)	d1 (mm)	L (mm)	L1 (mm)	SDR pipe
20	11	16	15	753 961 606	0.041	35	52	44	9-11
25	11	16	20	753 961 607	0.046	35	52	44	9-11
32	11	16	25	753 961 608	0.058	44	52	44	9-11
40	11	16	32	753 961 609	0.064	54	56	47	9-11
50	11	16	40	753 961 610	0.154	66	60	49	9-11
63	11	16	50	753 961 611	0.142	81	66	54	9-17.6



ELGEF Plus End cap (kit) PE100 d75-225mm / SDR11

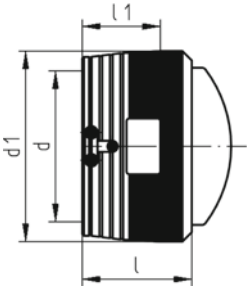
- 10 bar Gas / 16 bar Water
- 4 mm pin connectors
- Limited path fusion indicators
- Supplied as kit including ELGEF Plus Coupler

d (mm)	SDR	PN (bar)	DN (mm)	Code	Weight (kg)	d1 (mm)	L (mm)
75	11	16	65	753 961 712	0.446	96	110
90	11	16	80	753 961 713	0.663	113	125
110	11	16	100	753 961 714	1.090	133	145
125	11	16	100	753 961 715	1.345	155	158
140	11	16	125	753 961 716	2.250	175	170
160	11	16	150	753 961 717	2.382	197	180
180	11	16	150	753 961 718	3.098	220	194
200	11	16	200	753 961 719	4.180	245	208
225	11	16	200	753 961 720	5.852	296	224



ELGEF Plus End cap PE100 d160-250mm / SDR11

- 10 bar Gas / 16 bar Water
- 4 mm pin connectors
- Limited path fusion indicators



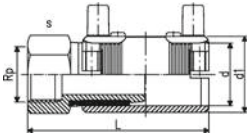
d (mm)	SDR	PN (bar)	DN (mm)	Code	Weight (kg)	d1 (mm)	L (mm)	L1 (mm)	SDR pipe
160	11	16	150	753 961 617	1.782	200	143	90	11-17.6
200	11	16	200	753 961 619	3.585	250	162	104	11-26
225	11	16	200	753 961 620	4.500	280	170	112	11-26
250	11	16	250	753 961 621	6.300	310	185	123	11-26

Transition fittings



ELGEF Plus Transition coupler PE/stainless steel d20-63mm / SDR11 / Female thread Rp

- 10 bar Gas / 16 bar Water
- With integral pipe fixation
- 4 mm pin connectors
- Limited path fusion indicators
- Supplied as a kit

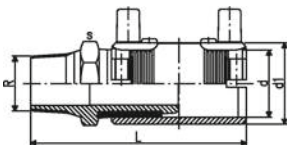


d (mm)	Thread Type	Size (inch)	DN (mm)	PN (bar)	SDR	Code	Weight (kg)	d1 (mm)	L (mm)	s (mm)	SDR pipe
20	Rp	½	15	16	11	724 920 256	0.179	31	100	30	9-11
25	Rp	¾	20	16	11	724 920 257	0.231	36	101	35	9-11
32	Rp	1	25	16	11	724 920 258	0.319	44	108	40	9-11
40	Rp	1 ¼	32	16	11	724 920 259	0.480	54	118	50	9-11
50	Rp	1 ½	40	16	11	724 920 260	0.646	66	126	60	9-11
63	Rp	2	50	16	11	724 920 261	0.931	81	138	70	9-17.6

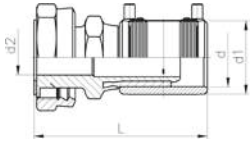


ELGEF Plus Transition coupler PE/stainless steel d20-63mm / SDR11 / Male thread R

- PE 100 SDR 11 (ISO S5)
- 10 bar Gas / 16 bar Water
- With integral pipe fixation
- 4 mm pin connectors
- Limited path fusion indicators
- Delivered as a kit. Further combinations: modular system with threaded adapter and (150 228-1) reductions



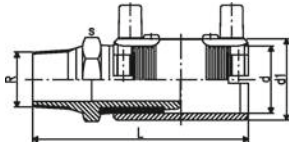
d (mm)	Thread Type	Size (inch)	DN (mm)	PN (bar)	SDR	Code	Weight (kg)	d1 (mm)	L (mm)	s (mm)	SDR pipe
20	R	½	15	16	11	724 920 756	0.165	31	110	30	9-11
25	R	¾	20	16	11	724 920 757	0.249	36	111	35	9-11
32	R	1	25	16	11	724 920 758	0.332	44	117	40	9-11
40	R	1 ¼	32	16	11	724 920 759	0.464	54	127	50	9-11
50	R	1 ½	40	16	11	724 920 760	0.611	66	135	60	9-11
63	R	2	50	16	11	724 920 761	0.942	81	147	70	9-17.6



**ELGEF Plus Transition coupler PE/brass
d25-63mm / SDR11 / Loose nut G**

- 16 bar Water
- With integral pipe fixation
- 4 mm pin connectors
- Limited path fusion indicators
- Delivered as a kit. Further combinations: modular system with threaded adapter and (150 228-1) reductions
- Incl. flat gasket for water applications (KTW / WRAS approved)

d (mm)	Thread Type	Size (inch)	DN (mm)	PN (bar)	SDR	Code	Weight (kg)	d1 (mm)	d2 (mm)	L (mm)	SDR pipe
25	G	¾	20	16	11	720 910 007	0.232	36	15	104	9-11
32	G	1	25	16	11	720 910 008	0.297	44	20	110	9-11
32	G	1 ½	25	16	11	720 910 028	0.480	44	22	114	9-11
50	G	1 ½	40	16	11	720 910 010	0.736	66	29	133	9-11
63	G	1	50	16	11	720 910 021	1.013	81	20	137	9-17.6
63	G	2	50	16	11	720 910 011	1.251	81	36	145	9-17.6



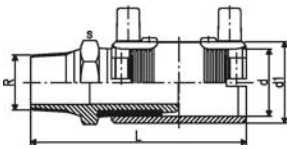
**ELGEF Plus Transition coupler PE/brass
d20-63mm / SDR11 / Male thread R**

- PE 100 SDR 11 (ISO S5)
- 10 bar Gas / 16 bar Water
- With integral pipe fixation
- 4 mm pin connectors
- Limited path fusion indicators
- Supplied as a kit with ELGEF Plus coupler or *reducer

d (mm)	Thread Type	Size (inch)	DN (mm)	PN (bar)	SDR	Code	Weight (kg)
20	R	½	15	16	11	720 920 756	0.187
*	R	1	15	16	11	720 920 754	0.344
25	R	¾	20	16	11	720 920 757	0.254
*	R	1	20	16	11	720 920 763	0.340
*	R	½	25	16	11	720 920 764	0.213
32	R	¾	25	16	11	720 920 765	0.268
32	R	1	25	16	11	720 920 758	0.340
32	R	1 ¼	25	16	11	720 920 766	0.489
32	R	1 ½	25	16	11	720 920 767	0.635
*	R	2	25	16	11	720 920 768	1.000
40	R	1	32	16	11	720 920 771	0.364
40	R	1 ¼	32	16	11	720 920 759	0.514
40	R	1 ½	32	16	11	720 920 772	0.645
*	R	2	32	16	11	720 920 773	0.961
50	R	1	40	16	11	720 920 776	0.367
50	R	1 ¼	40	16	11	720 920 777	0.554
50	R	1 ½	40	16	11	720 920 760	0.652
50	R	2	40	16	11	720 920 778	0.971
63	R	1	50	16	11	720 920 781	0.441
63	R	1 ¼	50	16	11	720 920 782	0.600
63	R	1 ½	50	16	11	720 920 783	0.712
63	R	2	50	16	11	720 920 761	0.943

d (mm)	d1 (mm)	L (mm)	s (mm)	SDR pipe	
20	31	110	30	9-11	
*	20	44	124	40	9-11
25	36	111	35	9-11	
*	25	44	124	40	9-11
*	32	44	121	30	9-11
32	44	122	35	9-11	
32	44	117	40	9-11	
32	54	135	50	9-11	

table continued on the next page

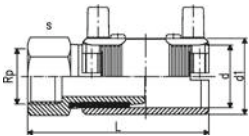


	d (mm)	d1 (mm)	L (mm)	s (mm)	SDR pipe
	32	60	143	60	9-11
*	32	81	157	70	9-11
	40	54	133	40	9-11
	40	54	127	50	9-11
	40	66	143	60	9-11
*	40	81	157	70	9-11
	50	66	141	40	9-11
	50	66	143	50	9-11
	50	66	135	60	9-11
	50	81	157	70	9-11
	63	81	151	40	9-11
	63	81	153	40	9-11
	63	81	153	60	9-17.6
	63	81	147	70	9-17.6



ELGEF Plus Transition coupler PE/brass
d32-63mm / SDR11 / Female thread Rp

- PE 100 SDR 11 (ISO S5)
- 10 bar Gas / 16 bar Water
- With integral pipe fixation
- 4 mm pin connectors
- Limited path fusion indicators
- Supplied as a kit

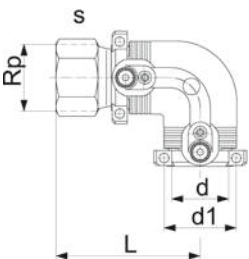


d (mm)	Thread Type	Size (inch)	DN (mm)	PN (bar)	SDR	Code	Weight (kg)	d1 (mm)	L (mm)	s (mm)
32	Rp	1	25	16	11	720 920 258	0.306	44	108	40
40	Rp	1 ¼	32	16	11	720 920 259	0.496	54	118	50
50	Rp	1 ½	40	16	11	720 920 260	0.725	66	126	60
63	Rp	1	50	16	11	720 920 281	1.300	81	138	70
63	Rp	1 ¼	50	16	11	720 920 282	1.230	81	138	70
63	Rp	1 ½	50	16	11	720 920 283	1.134	81	138	70
63	Rp	2	50	16	11	720 920 261	1.057	81	138	70



ELGEF Plus Transition elbow 90° PE/stainless steel
d20-63mm / SDR11 / Female thread Rp

- 10 bar Gas / 16 bar Water
- With integral pipe fixation
- 4 mm pin connectors
- Limited path fusion indicators
- Supplied as a kit

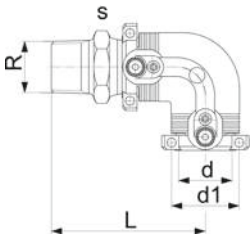


d (mm)	DN (mm)	Thread Type	Size (inch)	PN (bar)	SDR	Code	Weight (kg)	d1 (mm)	L (mm)	s (mm)	SDR pipe
20	15	Rp	½	16	11	724 100 256	0.211	31	86	30	9-11
25	20	Rp	¾	16	11	724 100 257	0.237	36	87	35	9-11
32	25	Rp	1	16	11	724 100 258	0.320	44	89	40	9-11
40	32	Rp	1 ¼	16	11	724 100 259	0.545	54	100	50	9-11
50	40	Rp	1 ½	16	11	724 100 260	0.805	66	109	60	9-11
63	50	Rp	2	16	11	724 100 261	1.020	81	123	70	9-17.6



ELGEF Plus Transition elbow 90° PE/stainless steel
d20-63mm / SDR11 / Male thread R

- 10 bar Gas / 16 bar Water
- With integral pipe fixation
- 4 mm pin connectors
- Limited path fusion indicators
- Supplied as a kit

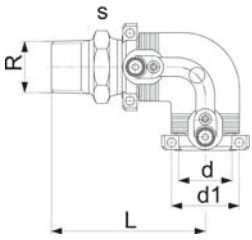


d	DN	Thread Type	Size	PN	SDR	Code	Weight	d1	L	s	SDR pipe
(mm)	(mm)		(inch)	(bar)			(kg)	(mm)	(mm)	(mm)	
20	15	R	½	16	11	724 100 756	0.211	31	96	30	9-11
25	20	R	¾	16	11	724 100 757	0.230	36	97	35	9-11
32	25	R	1	16	11	724 100 758	0.324	44	98	40	9-11
40	32	R	1 ¼	16	11	724 100 759	0.560	54	109	50	9-11
50	40	R	1 ½	16	11	724 100 760	0.701	66	118	60	9-11
63	50	R	2	16	11	724 100 761	1.105	81	132	70	9-17.6



ELGEF Plus Transition elbow 90° PE/brass
d20-63mm / SDR11 / Male thread R

- 10 bar Gas / 16 bar Water
- With integral pipe fixation
- 4 mm pin connectors
- Limited path fusion indicators
- Supplied as a kit

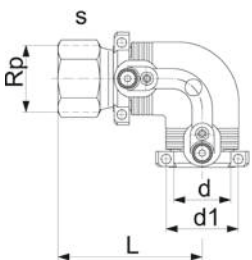


d	DN	Thread Type	Size	PN	SDR	Code	Weight	d1	L	s	SDR pipe
(mm)	(mm)		(inch)	(bar)			(kg)	(mm)	(mm)	(mm)	
20	15	R	½	16	11	720 100 756	0.240	31	96	30	9-11
25	20	R	¾	16	11	720 100 757	0.260	36	97	35	9-11
32	25	R	1	16	11	720 100 758	0.368	44	98	40	9-11
32	25	R	1 ¼	16	11	720 100 766	0.500	44	100	50	9-11
32	25	R	1 ½	16	11	720 100 767	0.562	44	100	60	9-11
40	32	R	1	16	11	720 100 771	0.511	54	107	50	9-11
40	32	R	1 ¼	16	11	720 100 759	0.534	54	109	50	9-11
40	32	R	1 ½	16	11	720 100 772	0.615	54	109	60	9-11
50	40	R	1	16	11	720 100 776	0.677	66	116	60	9-11
50	40	R	1 ¼	16	11	720 100 777	0.771	66	118	60	9-11
50	40	R	1 ½	16	11	720 100 760	0.734	66	118	60	9-11
63	50	R	1 ¼	16	11	720 100 782	1.040	81	128	70	9-17.6
63	50	R	1 ½	16	11	720 100 783	1.039	81	128	70	9-17.6
63	50	R	2	16	11	720 100 761	1.108	81	132	70	9-17.6

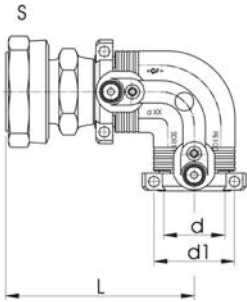


ELGEF Plus Transition elbow 90° PE/brass
d32-63mm / SDR11 / Female thread Rp

- 10 bar Gas / 16 bar Water
- With integral pipe fixation
- 4 mm pin connectors
- Limited path fusion indicators
- Supplied as a kit



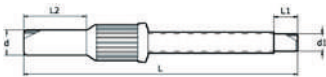
d	DN	Thread Type	Size	PN	SDR	Code	Weight	d1	L	s	SDR pipe
(mm)	(mm)		(inch)	(bar)			(kg)	(mm)	(mm)	(mm)	
32	25	Rp	1	16	11	720 100 258	0.359	44	89	40	9-11
40	32	Rp	1 ¼	16	11	720 100 259	0.525	54	100	50	9-11
50	40	Rp	1 ½	16	11	720 100 260	0.825	66	109	60	9-11
63	50	Rp	1	16	11	720 100 281	1.420	81	123	70	9-11
63	50	Rp	1 ¼	16	11	720 100 282	1.391	81	123	70	9-17.6
63	50	Rp	1 ½	16	11	720 100 283	1.305	81	123	70	9-17.6
63	50	Rp	2	16	11	720 100 261	1.165	81	123	70	9-17.6



ELGEF Plus Transition elbow 90° PE/brass
d25-63mm / SDR11 / Loose nut G

- PE 100 SDR 11 (ISO S5)
- 16 bar Water
- With integral pipe fixation
- 4 mm pin connectors
- Limited path fusion indicators
- Supplied as a kit
- Incl. flat gasket for water applications (KTW / WRAS approved)

d	DN	Thread	Type	Size	PN	SDR	Code	Weight	d1	L	SDR pipe
(mm)	(mm)			(inch)	(bar)			(kg)	(mm)	(mm)	
25	20	Rp		¾	16	11	720 100 007	0.240	36	90	9-11
32	25	Rp		1	16	11	720 100 008	0.347	44	91	9-11
32	25	Rp		1 ¼	16	11	720 100 018	0.490	44	95	9-11
50	40	Rp		1 ½	16	11	720 100 010	0.850	66	116	9-11
63	50	Rp		1	16	11	720 100 021	1.114	81	121	9-17.6
63	50	Rp		2	16	11	720 100 011	1.375	81	129	9-17.6



ELGEF Plus Transition fitting PE/steel
d20-355mm / SDR11

- 10 bar Gas / 16 bar Water
- Electrofusion weldable
- PE coated for corrosion resistance
- Steel pipe with weld-on end
- * Steel pipe galvanized

	d	d1	DN	PN	SDR	Code	Weight	L	L1	L2
	(mm)	(inch)	(mm)	(bar)			(kg)	(mm)	(mm)	(mm)
*	20	¾	15	16	11	775 641 502	0.450	425	15	80
	25	¾	20	16	11	775 641 507	0.658	463	35	90
	32	1	25	16	11	775 641 510	0.988	460	35	96
	40	1 ¼	32	16	11	775 641 514	1.208	470	35	100
	50	1 ½	40	16	11	775 641 518	1.355	480	35	110
	63	2	50	16	11	775 641 524	2.011	480	35	110
	75	2 ½	65	16	11	775 641 632	2.983	540	35	127
	90	3	80	16	11	775 641 636	3.762	580	45	141
	110	3	100	16	11	775 641 640	4.381	580	45	145
	110	4	100	16	11	775 641 641	6.633	585	45	145
	125	4	100	16	11	775 641 645	6.833	585	45	148
	160	6	150	16	11	775 641 655	12.406	610	45	158
	180	6	150	16	11	775 641 659	11.935	610	45	168
	200	8	200	16	11	775 642 664	19.647	630	45	155
	225	8	200	16	11	775 642 669	20.154	607	45	145
	250	8	250	16	11	775 642 665	21.354	630	45	200
	250	10	250	16	11	775 642 666	30.000	640	45	140
	280	10	250	16	11	775 642 673	31.000	640	45	160
	315	12	300	16	11	775 642 672	35.000	725	45	220
	355	12	350	16	11	775 642 675	49.000	735	45	260
	400	16	400	16	11	775 642 678	94.000	770	45	190

Accessories



Tangit KS Cleaner

- Special cleaner for plastic fusion connections in the material of PP, PE, PVDF and PB
- Suitable for Tangit Rapid. Must not be used for solvent cementing
- DVGW approved
- DW 5290 BR 0464

Size	Code	Weight (kg)
1 liter	799 298 023	0.872



Degreasing Tissues

- For degreasing the PE pipe surface prior to fusion






description	Type	Code	Weight (kg)
For pipes up to d225 mm	large	799 496 011	0.008



Marker

Type	Code	Weight (kg)
silver	799 350 364	0.010

ELGEF Plus electrofusion saddles

ELGEF Plus electrofusion saddles		Page
	Modular system	40
	Tapping saddles	45
	Pressure tapping valves	58
	Various parts	61
	Accessories & tools	64

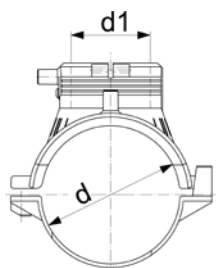


Modular system



ELGEF Plus Electrofusion saddle PE100 d63-400mm / SDR11

- 10 bar Gas / 16 bar Water
- Complete with lower part
- 4 mm pin connectors
- Limited path fusion indicators
- In combination with parts of the modular System, the SDR compatibility is defined by the tapping-tees, tapping-valves and spigots with cutter.
- * Topload: delivery without lower part for assembling as Top Load with tool no. 799.350.477



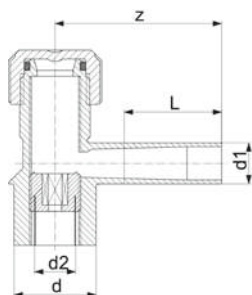
L = length / Länge

	d (mm)	SDR	PN (bar)	DN (mm)	d1 (mm)	Code	Weight (kg)	L (mm)	SDR pipe
	63	11	16	50	63	193 137 037	0.325	164	9 - 11
	75	11	16	65	63	193 137 047	0.455	164	9 - 11
	90	11	16	80	63	193 137 057	0.415	164	9 - 11
	110	11	16	100	63	193 137 067	0.458	164	9 - 17.6
	125	11	16	100	63	193 137 077	0.502	164	9 - 17.6
	140	11	16	125	63	193 137 087	0.523	164	9 - 17.6
	160	11	16	150	63	193 137 097	0.493	164	9 - 17.6
	180	11	16	150	63	193 137 107	0.600	164	9 - 26
	200	11	16	200	63	193 137 117	0.634	164	9 - 26
	225	11	16	200	63	193 137 127	0.618	164	9 - 26
	250	11	16	250	63	193 137 137	0.627	164	9 - 26
*	280	11	16	250	63	193 131 147	0.359	165	9 - 26
*	315 - 355	11	16	300 - 350	63	193 131 157	0.373	165	9 - 33
*	400	11	16	400	63	193 131 177	0.356	165	9 - 33



ELGEF Plus Tapping tee PE100 d63mm / SDR11

- 10 bar Gas / 16 bar Water
- With integrated cutter to tap live mains under pressure
- Long fusion outlet
- O-ring-sealed screw cap
- For ELGEF Plus Branch Saddle d63-225mm, pipe SDR11
- For ELGEF Plus Branch Saddle d110-315mm, pipe SDR17
- * For ELGEF Plus Branch Saddle d250-315mm, pipe SDR 11 and d250-400mm, pipe SDR 17
- ** For ELGEF Plus Branch Saddle d110-315mm, pipe SDR17 and d110-315mm, pipe SDR17

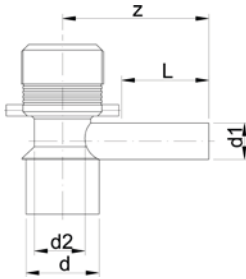


	d (mm)	d1 (mm)	DN (mm)	PN (bar)	SDR	Code	Weight (kg)	d2 (mm)	L (mm)	z (mm)	SW (mm)
	63	20	50	16	11	193 280 358	0.380	32	69	130	17
	63	25	50	16	11	193 280 359	0.375	32	70	130	17
	63	32	50	16	11	193 280 184	0.400	32	76	130	17
	63	40	50	16	11	193 280 360	0.396	32	81	137	17
	63	63	50	16	11	193 280 185	0.687	35	100	160	17
*	63	63	50	16	11	193 280 711	1.120	35	100	160	17
**	63	63	50	16	11	193 280 290	1.086	41	100	160	17



ELGEF Plus Tapping tee PE100
d63mm / SDR11 / With electrofusion cap

- 10 bar Gas / 16 bar Water
- With integrated cutter to tap live mains under pressure
- For ELGEF Plus Branch Saddle d63-225mm, pipe SDR11
- For ELGEF Plus Branch Saddle d110-315mm, pipe SDR17
- Long fusion outlet

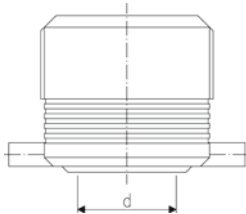


d	d1	DN	PN	SDR	Code	Weight	d2	D2	L	z	SW
(mm)	(mm)	(mm)	(bar)			(kg)	(mm)	(mm)	(mm)	(mm)	(mm)
63	32	50	16	11	193 280 300	0.441	32	32	76	130	17
63	63	50	16	11	193 280 301	1.209	32	32	100	160	17



ELGEF Plus Electrofusion cap PE100
d55-68mm / SDR11

- 10 bar Gas / 16 bar Water
- For ELGEF Plus Tapping Saddles
- 193 280 153 is suitable for all Tapping Tees with outlets d20, d25, d32, d40 mm
- 193 280 154 is suitable for all Tapping Tees with d63 mm outlet

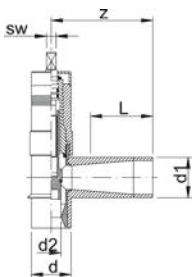


d	SDR	PN	Code	Weight
(mm)		(bar)		(kg)
55	11	16	193 280 153	0.126
68	11	16	193 280 154	0.200



ELGEF Plus Tapping valve tee PE100
d63mm / SDR11

- 10 bar Gas / 16 bar Water
- With integrated cutter to tap live mains under pressure
- SDR pipe compatibility see pressure tapping valve - with 360° rotatable outlet
- Spindle size (SW) 14
- Number of turns to fully open or close valve is 13 for outlet d32
- Number of turns to fully open or close valve is 28 for outlet d63
- Long fusion outlet



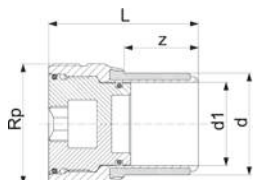
d	d1	DN	PN	SDR	Code	Weight	d2	L	z
(mm)	(mm)	(mm)	(bar)			(kg)	(mm)	(mm)	(mm)
63	32	50	16	11	193 281 605	1.493	21	70	127
63	63	50	16	11	193 281 606	2.361	31	100	160

ELGEF Plus Stop-off adaptor PE100
d63mm / SDR11 / With brass plug / Maximum passage 56.5 mm



- 10 bar Gas / 16 bar Water
- For ELGEF Plus Branch Saddle d63 - 400mm, pipe SDR 11
- We recommend the following maximum cutting diameter: For main dimension d63 and d75mm: d = 39mm; For main dimension d90mm: d = 50mm
- Stop-Off insert (CW617N) and plug

d	DN	Thread Type	Size	PN	SDR	Code	Weight	d1	L	z	SW
(mm)	(mm)		(inch)	(bar)			(kg)	(mm)	(mm)	(mm)	(mm)
63	50	Rp	2 ½	16	11	193 280 294	1.375	56.5	93	46	19

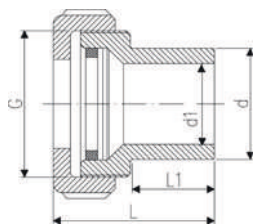


ELGEF Plus PE - Stop-off adaptor PE100
d63mm / SDR11



- 10 bar Gas / 16 bar Water
- For ELGEF Plus Branch Saddle d63-400mm, pipe SDR11; d110-400mm, pipe SDR17
- PE Stop-Off insert d 63
- Plug with rubber seal
- PVP nut
- For main dimension d63 and d75mm we recommend a maximum cutting diameter of d = 39mm

d	Thread Type	Size	SDR	PN	DN	Code	Weight	d1	L	z
(mm)		(inch)		(bar)	(mm)		(kg)	(mm)	(mm)	(mm)
63	G	2 ¾	11	16	50	193 280 279	0.254	51	87	45

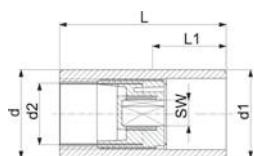


ELGEF Plus Spigot with cutter PE100
d63mm / SDR11



- 10 bar Gas / 16 bar Water
- 193 280 272: For ELGEF Plus Branch Saddle d63-140mm, pipe SDR 11 • For ELGEF Plus Branch Saddle d110-315mm, pipe SDR17 and d250-400mm, pipe SDR26
- 193 280 273: For ELGEF Plus Branch Saddle d63-225mm, pipe SDR11 • For ELGEF Plus Branch Saddle d110-315mm, pipe SDR17 and d250-400mm, pipe SDR26

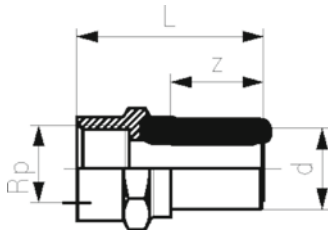
d	d1	DN	PN	SDR	Code	Weight	d2	L	L1	SW
(mm)	(mm)	(mm)	(bar)			(kg)	(mm)	(mm)	(mm)	(mm)
63	32	50	16	11	193 280 272	0.144	19	113	50	13
63	63	50	16	11	193 280 273	0.243	32	120	50	17





**ELGEF Plus Transition adapter PE/brass
d32-63mm / SDR11 / Female thread Rp**

- 10 bar Gas / 16 bar Water
- Only for ELGEF Plus Couplers and Fittings

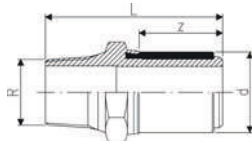


d (mm)	Thread Type	Size (inch)	DN (mm)	PN (bar)	SDR	Code	Weight (kg)	L (mm)	z (mm)
32	Rp	1	25	16	11	720 920 208	0.250	71	35
40	Rp	1 ¼	32	16	11	720 920 209	0.386	77	39
50	Rp	1 ½	40	16	11	720 920 210	0.520	81	43
63	Rp	1	50	16	11	720 920 221	0.780	83	47
63	Rp	1 ¼	50	16	11	720 920 231	1.062	85	47
63	Rp	1 ½	50	16	11	720 920 241	0.740	85	47
63	Rp	2	50	16	11	720 920 211	0.729	89	47



**ELGEF Plus Transition adapter PE/brass
d20-63mm / SDR11 / Male thread R**

- 10 bar Gas / 16 bar Water
- Only for ELGEF Plus Couplers and Fittings

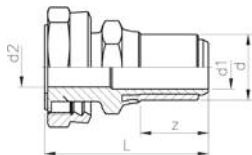


d (mm)	Thread Type	Size (inch)	DN (mm)	PN (bar)	SDR	Code	Weight (kg)	L (mm)	z (mm)
20	R	½	15	16	11	720 920 706	0.133	75	33
25	R	¾	20	16	11	720 920 707	0.182	76	33
32	R	1	25	16	11	720 920 708	0.257	80	35
32	R	1 ¼	25	16	11	720 920 718	0.370	82	35
32	R	1 ½	25	16	11	720 920 728	0.437	82	35
40	R	1	32	16	11	720 920 719	0.358	84	39
40	R	1 ¼	32	16	11	720 920 709	0.405	86	39
40	R	1 ½	32	16	11	720 920 729	0.454	86	39
50	R	1	40	16	11	720 920 720	0.505	88	43
50	R	1 ¼	40	16	11	720 920 730	0.539	90	43
50	R	1 ½	40	16	11	720 920 710	0.514	90	43
63	R	1 ¼	50	16	11	720 920 721	0.739	94	47
63	R	1 ½	50	16	11	720 920 731	0.709	94	47
63	R	2	50	16	11	720 920 711	0.762	98	47



**ELGEF Plus Transition adapter PE/brass
d25-63mm / SDR11 / Loose nut G**

- 16 bar Water
- Only for ELGEF Plus Couplers and Fittings
- Incl. flat gasket for water applications (KTW / WRAS approved)

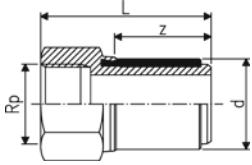


d (mm)	Thread Type	Size (inch)	DN (mm)	PN (bar)	SDR	Code	Weight (kg)	d2 (mm)	L (mm)	z (mm)
25	G	¾	20	16	11	720 920 007	0.152	15	68	32
32	G	1	25	16	11	720 920 008	0.235	20	72	34
50	G	1 ½	40	16	11	720 920 010	0.584	29	87	42
63	G	1	50	16	11	720 920 021	0.804	20	87	46
63	G	2	50	16	11	720 920 011	1.018	36	95	46



**ELGEF Plus Transition adapter PE/stainless steel
d20-63mm / SDR11 / Female thread Rp**

- 10 bar Gas / 16 bar Water
- Only for ELGEF Plus Couplers and Fittings

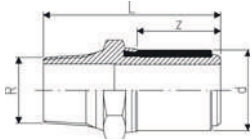


d (mm)	Thread Type	Size (inch)	DN (mm)	PN (bar)	SDR	Code	Weight (kg)	L (mm)	z (mm)
20	Rp	½	15	16	11	724 920 206	0.128	65	33
25	Rp	¾	20	16	11	724 920 207	0.181	66	33
32	Rp	1	25	16	11	724 920 208	0.237	71	35
40	Rp	1 ¼	32	16	11	724 920 209	0.373	77	39
50	Rp	1 ½	40	16	11	724 920 210	0.527	81	43
63	Rp	2	50	16	11	724 920 211	0.733	89	47



**ELGEF Plus Transition adapter PE/stainless steel
d20-63mm / SDR11 / Male thread R**

- 10 bar Gas / 16 bar Water
- Only for ELGEF Plus Couplers and Fittings

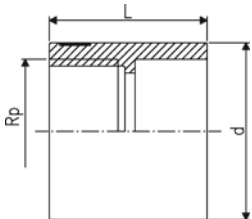


d (mm)	Thread Type	Size (inch)	DN (mm)	PN (bar)	SDR	Code	Weight (kg)	L (mm)	z (mm)
20	R	½	15	16	11	724 920 706	0.120	75	33
25	R	¾	20	16	11	724 920 707	0.179	76	33
32	R	1	25	16	11	724 920 708	0.244	80	35
40	R	1 ¼	32	16	11	724 920 709	0.380	86	39
50	R	1 ½	40	16	11	724 920 710	0.478	90	43
63	R	1 ½	50	16	11	724 920 721	0.653	98	47
63	R	2	50	16	11	724 920 711	0.722	98	47



**ELGEF Plus Adaptor PE100
d63mm / SDR11 / Female thread Rp**

- 5 bar Gas / 16 bar Water
- Connection to plastic or metal
- Reinforcing ring stainless (A2)
- For ELGEF Plus Branch Saddle d63-400mm, pipe SDR11; d110-400mm, pipe SDR17
- Parallel female thread

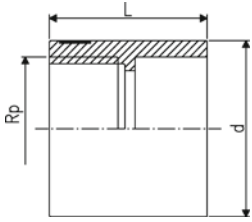


d (mm)	Thread Type	Size (inch)	DN (mm)	PN (bar)	SDR	Code	Weight (kg)	L (mm)
63	Rp	½	50	16.0	11	193 281 617	0.130	68



ELGEF Plus Adaptor PE80
d63mm / SDR11 / Female thread Rp

- 5 bar Gas / 12,5 bar Water
- Connection to plastic or metal
- Reinforcing ring stainless (A2)
- For ELGEF Plus Branch Saddle d63-400mm, pipe SDR11; d110-400mm, pipe SDR17
- Parallel female thread



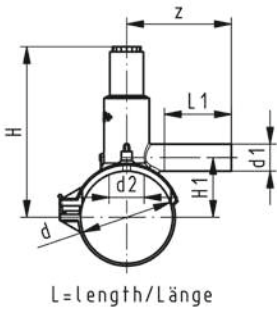
d (mm)	Thread Type	Size (inch)	DN (mm)	PN (bar)	SDR	Code	Weight (kg)	L (mm)
63	Rp	1 1/2	50	12.5	11	173 281 925	0.088	54

Tapping saddles



ELGEF Plus Tapping saddle PE100
d63-160mm / SDR11 / Monobloc version

- 10 bar Gas / 16 bar Water
- With integrated cutter to tap live mains under pressure
- Complete with moulded-on lower part
- 4 mm pin connectors
- Limited path fusion indicators
- Long fusion outlet
- O-ring-sealed screw cap

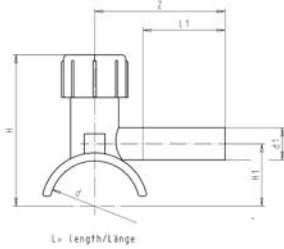


d (mm)	SDR	PN (bar)	DN (mm)	d1 (mm)	Code	Weight (kg)	d2 (mm)	H (mm)	H1 (mm)	L (mm)	L1 (mm)	z (mm)	SDR pipe
63	11	16	50	20	193 131 932	0.368	25	146	44	144	76	110	9 - 11
63	11	16	50	25	193 131 933	0.393	25	146	44	144	76	110	9 - 11
63	11	16	50	32	193 131 934	0.376	25	146	44	144	76	110	9 - 11
90	11	16	80	20	193 131 952	0.494	32	198	61	162	76	115	9 - 17.6
90	11	16	80	25	193 131 953	0.503	32	198	61	162	76	115	9 - 17.6
90	11	16	80	32	193 131 954	0.505	32	198	61	162	76	115	9 - 17.6
90	11	16	80	63	193 131 957	0.667	32	198	61	162	76	115	9 - 17.6
110	11	16	100	20	193 131 962	0.560	32	208	71	162	76	115	9 - 17.6
110	11	16	100	25	193 131 963	0.570	32	208	71	162	76	115	9 - 17.6
110	11	16	100	32	193 131 964	0.574	32	208	71	162	76	125	9 - 17.6
110	11	16	100	63	193 131 967	0.684	32	208	71	162	100	160	9 - 17.6
125	11	16	100	20	193 131 972	0.562	32	216	79	162	76	120	9 - 17.6
125	11	16	100	25	193 131 973	0.552	32	216	79	162	76	120	9 - 17.6
125	11	16	100	32	193 131 974	0.574	32	216	79	162	76	120	9 - 17.6
125	11	16	100	63	193 131 977	0.704	32	216	79	162	76	120	9 - 17.6
160	11	16	150	20	193 131 992	0.631	32	233	96	162	76	120	11 - 17.6
160	11	16	150	25	193 131 993	0.641	32	233	96	162	76	125	11 - 17.6
160	11	16	150	32	193 131 994	0.648	32	233	96	162	76	130	11 - 17.6
160	11	16	150	63	193 131 997	0.794	32	233	96	162	100	170	11 - 17.6



**ELGEF Plus Tapping saddle PE100
d32mm / SDR11 / Monobloc version**

- 10 bar Gas / 16 bar Water
- With integrated cutter to tap live mains under pressure
- Complete with lower part
- 4 mm pin connectors
- Fusion indicator
- Long fusion outlet
- O-ring-sealed screw cap



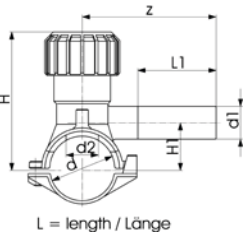
d	SDR	PN	DN	d1	Code	Weight
(mm)		(bar)	(mm)	(mm)		(kg)
32	11	16	25	20	193 281 459	0.156

d2	H	H1	L	L1	z	SDR pipe
(mm)	(mm)	(mm)	(mm)	(mm)	(mm)	
12	83	29	101	65	90	11



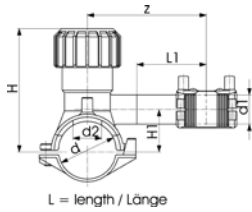
**ELGEF Plus Tapping saddle PE100
d40-63mm / SDR11 / Monobloc version**

- 10 bar Gas / 16 bar Water
- With integrated cutter to tap live mains under pressure
- Complete with lower part
- 4 mm pin connectors
- Limited path fusion indicators
- Long fusion outlet
- O-ring-sealed screw cap



d	SDR	PN	DN	d1	Code	Weight
(mm)		(bar)	(mm)	(mm)		(kg)
40	11	16	32	20	193 131 412	0.225
40	11	16	32	25	193 131 413	0.226
40	11	16	32	32	193 131 414	0.225
50	11	16	40	20	193 131 422	0.214
50	11	16	40	25	193 131 423	0.212
50	11	16	40	32	193 131 424	0.228
63	11	16	50	32	193 131 434	0.425

d2	H	H1	L	L1	z	SDR pipe
(mm)	(mm)	(mm)	(mm)	(mm)	(mm)	
16	99	33	103	70	102	9 - 11
16	99	33	103	70	102	9 - 11
16	99	33	103	70	120	9 - 11
16	104	38	103	70	102	9 - 11
16	104	38	103	70	102	9 - 11
16	104	38	103	70	120	9 - 11
25	134	44	126	70	130	9 - 17.6

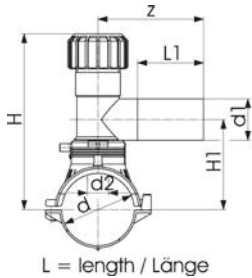


ELGEF Plus Tapping saddle (kit) PE100 d40-63mm / SDR11 / Monobloc version

- 10 bar Gas / 16 bar Water
- With integrated cutter to tap live mains under pressure
- Complete with lower part
- 4 mm pin connectors
- Limited path fusion indicators
- Long fusion outlet
- O-ring-sealed screw cap
- Supplied as Kit with enclosed service line fitting (ELGEF Plus Coupler or Reducer)

d	SDR	PN	DN	d1	Code	Weight
(mm)		(bar)	(mm)	(mm)		(kg)
40	11	16	32	20	193 132 412	0.278
40	11	16	32	25	193 132 413	0.289
40	11	16	32	32	193 132 414	0.284
50	11	16	40	20	193 132 422	0.325
50	11	16	40	25	193 132 423	0.273
50	11	16	40	32	193 132 424	0.296
63	11	16	50	40	193 132 435	0.461

d2	H	H1	L	L1	z	SDR pipe
(mm)	(mm)	(mm)	(mm)	(mm)	(mm)	
16	99	33	103	70	102	9 - 11
16	99	33	103	70	102	9 - 11
16	99	33	103	70	120	9 - 11
16	105	38	103	70	102	9 - 11
16	105	38	103	70	102	9 - 11
16	105	38	103	70	120	9 - 11
25	134	44	126	70	130	11 - 17.6

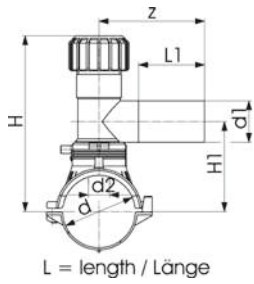


ELGEF Plus Tapping saddle PE100 d63-400mm/ SDR11 / With 360° rotatable outlet

- 10 bar Gas / 16 bar Water
 - With integrated cutter to tap live mains under pressure
 - Complete with lower part
 - 4 mm pin connectors
 - Limited path fusion indicators
 - Long fusion outlet
 - O-ring-sealed screw cap
 - d355-400mm. Not suitable for pipes if wall thickness is larger than SDR17 pipes.
- * Topload: delivery without lower part for assembling as Top Load with tool no. 799.350.477; angle adaptor (799.350.340) for fusion cable required

d	d1	SDR	PN	DN	Code	Weight
(mm)	(mm)		(bar)	(mm)		(kg)
63	20	11	16	50	193 131 402	0.697
63	25	11	16	50	193 131 403	0.637
63	32	11	16	50	193 131 404	0.701
63	40	11	16	50	193 131 405	0.718
63	63	11	16	50	193 131 437	1.426
75	20	11	16	65	193 131 442	0.831
75	25	11	16	65	193 131 443	0.830
75	32	11	16	65	193 131 444	0.812
75	40	11	16	65	193 131 445	0.849
75	63	11	16	65	193 131 447	1.549
90	20	11	16	80	193 131 452	0.794
90	25	11	16	80	193 131 453	0.790
90	32	11	16	80	193 131 454	0.770
90	40	11	16	80	193 131 455	0.811
90	63	11	16	80	193 131 457	1.494
110	20	11	16	100	193 131 462	0.826
110	25	11	16	100	193 131 463	0.808
110	32	11	16	100	193 131 464	0.831

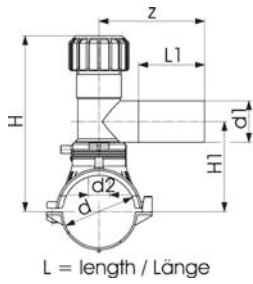
table continued on the next page



	d (mm)	d1 (mm)	SDR	PN (bar)	DN (mm)	Code	Weight (kg)
	110	40	11	16	100	193 131 465	0.805
	110	63	11	16	100	193 131 467	1.097
	125	20	11	16	100	193 131 472	0.880
	125	25	11	16	100	193 131 473	0.878
	125	32	11	16	100	193 131 474	0.878
	125	40	11	16	100	193 131 475	0.874
	125	63	11	16	100	193 131 477	1.184
	140	20	11	16	125	193 131 482	0.887
	140	25	11	16	125	193 131 483	0.874
	140	32	11	16	125	193 131 484	0.894
	140	40	11	16	125	193 131 485	0.920
	140	63	11	16	125	193 131 487	1.180
	160	20	11	16	150	193 131 492	0.916
	160	25	11	16	150	193 131 493	0.912
	160	32	11	16	150	193 131 494	0.915
	160	40	11	16	150	193 131 495	0.936
	160	63	11	16	150	193 131 497	1.221
	180	20	11	16	150	193 131 502	0.994
	180	25	11	16	150	193 131 503	1.001
	180	32	11	16	150	193 131 504	0.957
	180	40	11	16	150	193 131 505	1.007
	180	63	11	16	150	193 131 507	1.587
	200	20	11	16	200	193 131 512	1.015
	200	25	11	16	200	193 131 513	1.015
	200	32	11	16	200	193 131 514	0.985
	200	40	11	16	200	193 131 515	1.024
	200	63	11	16	200	193 131 517	1.290
	225	20	11	16	200	193 131 522	1.016
	225	25	11	16	200	193 131 523	1.025
	225	32	11	16	200	193 131 524	1.019
	225	40	11	16	200	193 131 525	1.029
	225	63	11	16	200	193 131 527	1.738
	250	20	11	16	250	193 131 532	1.025
	250	25	11	16	250	193 131 533	1.026
	250	32	11	16	250	193 131 534	0.996
	250	63	11	16	250	193 131 537	1.733
	250	40	11	16	250	193 131 535	1.008
Topload	280	63	11	16	250	193 131 547	1.478
Topload	315-355	63	11	16		193 131 557	1.481
Topload	400	63	11	16	400	193 131 577	1.473

	d (mm)	d2 (mm)	H (mm)	H1 (mm)	L (mm)	L1 (mm)	z (mm)	SDR pipe
	63	32	186	108	165	71	130	9 - 11
	63	32	186	108	165	71	130	9 - 11
	63	32	186	108	165	76	130	9 - 11
	63	32	186	108	165	81	137	9 - 11
	63	32	134	112	165	100	160	9 - 11
	75	32	191	113	165	71	130	9 - 11
	75	32	191	113	165	71	130	9 - 11
	75	32	191	113	165	76	130	9 - 11
	75	32	191	113	165	81	137	9 - 11
	75	32	240	118	165	100	160	9 - 11
	90	32	199	121	165	71	130	9 - 11
	90	32	199	121	165	71	130	9 - 11
	90	32	199	121	165	76	130	9 - 11
	90	32	199	121	165	81	137	9 - 11
	90	32	248	126	165	100	160	9 - 11
	110	32	209	131	182	71	130	9 - 17.6
	110	32	209	131	182	71	130	9 - 17.6
	110	32	209	131	182	76	130	9 - 17.6
	110	32	209	131	182	81	137	9 - 17.6
	110	35	258	136	182	100	160	9 - 17.6

table continued on the next page

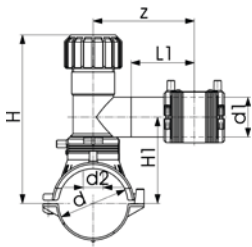
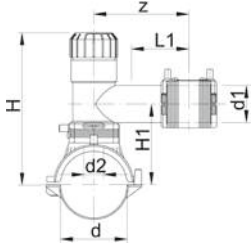


	d	d2	H	H1	L	L1	z	SDR pipe
	(mm)	(mm)	(mm)	(mm)	(mm)	(mm)	(mm)	
	125	32	216	138	165	71	130	9 - 17.6
	125	32	216	138	165	71	130	9 - 17.6
	125	32	216	138	165	76	130	9 - 17.6
	125	32	216	138	165	81	137	9 - 17.6
	125	35	265	143	165	100	160	9 - 17.6
	140	32	233	146	165	71	130	9 - 17.6
	140	32	233	146	165	71	130	9 - 17.6
	140	32	233	146	165	76	130	9 - 17.6
	140	32	233	146	165	81	137	9 - 17.6
	140	35	273	151	165	100	160	9 - 17.6
	160	32	243	156	182	71	130	9 - 17.6
	160	32	243	156	182	71	130	9 - 17.6
	160	32	243	156	182	76	130	9 - 17.6
	160	32	243	156	182	81	137	9 - 17.6
	160	35	283	161	182	100	160	9 - 17.6
	180	32	244	166	165	71	130	9 - 26
	180	32	244	166	165	71	130	9 - 26
	180	32	244	166	165	76	130	9 - 26
	180	32	244	166	165	81	137	9 - 26
	180	35	293	171	165	100	160	9 - 26
	200	32	254	176	165	71	130	9 - 26
	200	32	254	176	165	71	130	9 - 26
	200	32	254	176	165	76	130	9 - 26
	200	32	254	176	165	81	137	9 - 26
	200	35	303	181	165	100	160	9 - 26
	225	32	266	188	165	71	130	11 - 26
	225	32	266	188	165	71	130	11 - 26
	225	32	266	188	165	76	130	11 - 26
	225	32	266	188	165	81	137	11 - 26
	225	35	315	193	165	100	160	11 - 26
	250	32	279	201	165	76	130	11 - 26
	250	32	279	201	165	76	130	11 - 26
	250	32	279	201	165	76	130	11 - 26
	250	35	328	206	165	100	160	11 - 26
	250	32	279	201	165	81	137	11 - 26
Topload	280	35	343	206	165	100	160	11 - 26
Topload	315-355	35	381	206	165	100	160	17 - 33
Topload	400	35	403	206	165	100	160	17 - 33



ELGEF Plus Tapping saddle (kit) PE100
d63-315mm / SDR11 / With 360° rotatable outlet

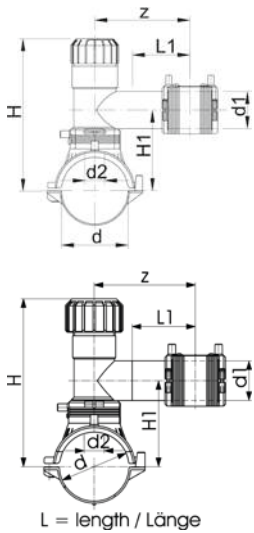
- 10 bar Gas / 16 bar Water
- With integrated cutter to tap live mains under pressure
- Complete with lower part
- 4 mm pin connectors
- Limited path fusion indicators
- Long fusion outlet
- O-ring-sealed screw cap
- Supplied as Kit with enclosed service line fitting (ELGEF Plus Coupler or Reducer)
- d355-400mm. Not suitable for pipes if wall thickness is larger than SDR17 pipes.
- * Topload: delivery without lower part for assembling as Top Load with tool no. 799.350.477; angle adaptor (799.350.340) for fusion cable required



L = length / Länge

d	SDR	PN	DN	d1	Code	Weight
(mm)		(bar)	(mm)	(mm)		(kg)
63	11	16	50	20	193 132 402	0.754
63	11	16	50	25	193 132 403	0.761
63	11	16	50	32	193 132 404	0.773
63	11	16	50	40	193 132 405	0.798
63	11	16	50	50	193 132 436	1.619
63	11	16	50	63	193 132 437	1.623
75	11	16	65	20	193 132 442	0.879
75	11	16	65	25	193 132 443	0.900
75	11	16	65	32	193 132 444	0.917
75	11	16	65	40	193 132 445	0.958
75	11	16	65	50	193 132 446	1.748
75	11	16	65	63	193 132 447	1.753
90	11	16	80	20	193 132 452	0.856
90	11	16	80	25	193 132 453	0.858
90	11	16	80	32	193 132 454	0.857
90	11	16	80	40	193 132 455	0.780
90	11	16	80	50	193 132 456	1.711
90	11	16	80	63	193 132 457	1.707
110	11	16	100	20	193 132 462	0.907
110	11	16	100	25	193 132 463	0.905
110	11	16	100	32	193 132 464	0.875
110	11	16	100	40	193 132 465	0.961
110	11	16	100	50	193 132 466	1.133
110	11	16	100	63	193 132 467	1.330
125	11	16	100	20	193 132 472	0.938
125	11	16	100	25	193 132 473	0.943
125	11	16	100	32	193 132 474	0.955
125	11	16	100	40	193 132 475	0.964
125	11	16	100	50	193 132 476	1.374
125	11	16	100	63	193 132 477	1.161
140	11	16	125	20	193 132 482	0.941
140	11	16	125	25	193 132 483	0.944
140	11	16	125	32	193 132 484	0.972
140	11	16	125	40	193 132 485	1.020
140	11	16	125	50	193 132 486	1.835
140	11	16	125	63	193 132 487	1.833
160	11	16	150	20	193 132 492	0.910
160	11	16	150	25	193 132 493	0.933
160	11	16	150	32	193 132 494	0.954
160	11	16	150	40	193 132 495	0.965
160	11	16	150	50	193 132 496	1.375
160	11	16	150	63	193 132 497	1.378
180	11	16	150	20	193 132 502	1.020
180	11	16	150	25	193 132 503	1.057
180	11	16	150	32	193 132 504	1.045
180	11	16	150	40	193 132 505	1.122
180	11	16	150	50	193 132 506	1.938
180	11	16	150	63	193 132 507	1.918
200	11	16	200	20	193 132 512	1.065

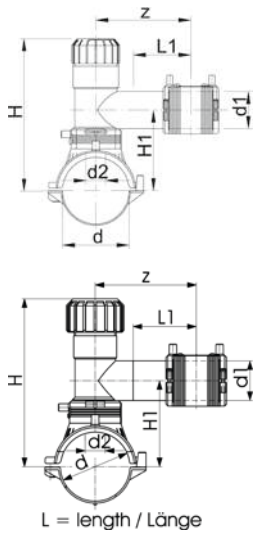
table continued on the next page



d	SDR	PN	DN	d1	Code	Weight	
(mm)		(bar)	(mm)	(mm)		(kg)	
200	11	16	200	25	193 132 513	1.065	
200	11	16	200	32	193 132 514	1.095	
200	11	16	200	40	193 132 515	1.131	
200	11	16	200	50	193 132 516	1.957	
200	11	16	200	63	193 132 517	1.900	
225	11	16	200	20	193 132 522	1.460	
225	11	16	200	25	193 132 523	0.991	
225	11	16	200	32	193 132 524	1.095	
225	11	16	200	40	193 132 525	1.134	
225	11	16	200	50	193 132 526	1.921	
225	11	16	200	63	193 132 527	1.951	
250	11	16	250	20	193 132 532	1.079	
250	11	16	250	25	193 132 533	1.095	
250	11	16	250	32	193 132 534	1.092	
250	11	16	250	40	193 132 535	1.113	
250	11	16	250	50	193 132 536	1.971	
250	11	16	250	63	193 132 537	1.923	
*	280	11	16	250	32	193 132 544	1.455
*	280	11	16	250	40	193 132 545	1.500
*	280	11	16	250	50	193 132 546	1.500
*	280	11	16	250	63	193 132 547	1.510
*	315	11	16	300 - 350	32	193 132 554	1.648
*	315	11	16	300 - 350	40	193 132 555	1.015
*	315	11	16	300 - 350	50	193 132 556	1.440
*	315	11	16	300 - 350	63	193 132 557	1.602

d	d2	H	H1	L	L1	z	SDR pipe
(mm)	(mm)	(mm)	(mm)	(mm)	(mm)	(mm)	
63	32	186	108	165	76	130	9 - 11
63	32	186	108	165	76	130	9 - 11
63	32	186	108	165	76	130	9 - 11
63	32	186	108	165	76	130	9 - 11
63	32	234	112	165	100	160	9 - 11
63	32	234	112	165	100	160	9 - 11
75	32	191	113	165	76	130	9 - 11
75	32	191	113	165	76	130	9 - 11
75	32	191	113	165	76	130	9 - 11
75	32	240	118	165	76	160	9 - 11
75	32	240	118	165	100	160	9 - 11
75	32	240	118	165	100	160	9 - 11
90	32	199	121	165	76	130	9 - 11
90	32	199	121	165	76	130	9 - 11
90	32	199	121	165	76	130	9 - 11
90	32	199	126	165	76	130	9 - 11
90	32	248	126	165	100	160	9 - 11
90	32	248	126	165	100	160	9 - 11
110	32	209	131	165	76	130	9 - 17.6
110	32	209	131	165	76	130	9 - 17.6
110	32	209	131	165	76	130	9 - 17.6
110	32	209	136	165	76	130	9 - 17.6
110	35	258	136	165	100	160	9 - 17.6
110	35	258	136	165	100	160	9 - 17.6
125	32	216	138	165	76	130	9 - 17.6
125	32	216	138	165	76	130	9 - 17.6
125	32	216	138	165	76	130	9 - 17.6
125	32	216	143	165	76	130	9 - 17.6
125	35	256	143	165	100	160	9 - 17.6
125	35	256	143	165	100	160	9 - 17.6
140	32	234	146	165	76	130	9 - 17.6
140	32	234	146	165	76	130	9 - 17.6
140	32	234	146	165	76	130	9 - 17.6
140	32	234	146	165	76	130	9 - 17.6
140	35	283	151	165	100	160	9 - 17.6

table continued on the next page



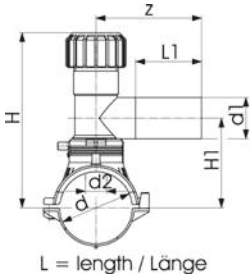
	d	d2	H	H1	L	L1	z	SDR pipe
	(mm)	(mm)	(mm)	(mm)	(mm)	(mm)	(mm)	
	140	35	283	151	165	100	160	9 - 17.6
	160	32	234	156	165	76	130	9 - 17.6
	160	32	234	156	165	76	130	9 - 17.6
	160	32	234	156	165	76	130	9 - 17.6
	160	32	234	161	165	76	130	9 - 17.6
	160	35	283	161	165	100	160	9 - 17.6
	160	35	283	161	165	100	160	9 - 17.6
	180	32	244	166	165	71	130	9 - 26
	180	32	244	166	165	71	130	9 - 26
	180	32	244	166	165	76	130	9 - 26
	180	32	244	171	165	76	130	9 - 26
	180	35	293	171	165	100	160	9 - 26
	180	35	293	171	165	100	160	9 - 26
	200	32	254	176	165	76	130	9 - 26
	200	32	254	176	165	71	130	9 - 26
	200	32	254	176	165	76	130	9 - 26
	200	32	254	181	165	76	130	9 - 26
	200	35	303	181	165	100	160	9 - 26
	200	35	303	181	165	100	160	9 - 26
	225	32	266	188	165	71	130	11 - 26
	225	32	266	188	165	71	130	11 - 26
	225	32	266	188	165	76	130	11 - 26
	225	32	266	193	165	76	130	11 - 26
	225	35	315	193	165	100	160	11 - 26
	225	35	315	193	165	100	160	11 - 26
	250	32	279	201	165	76	130	11 - 26
	250	32	279	201	165	76	130	11 - 26
	250	32	279	201	165	76	130	11 - 26
	250	32	279	206	165	76	160	11 - 26
	250	35	328	206	165	100	160	11 - 26
	250	35	328	206	165	100	160	11 - 26
*	280	35	343	206	165	100	160	11 - 26
*	280	35	343	206	165	100	160	11 - 26
*	280	35	343	206	165	100	160	11 - 26
*	280	35	343	206	165	100	160	11 - 26
*	315	35	381	206	165	100	160	17 - 33
*	315	35	381	206	165	100	160	17 - 33
*	315	35	381	206	165	100	160	17 - 33
*	315	35	381	206	165	100	160	17 - 33



ELGEF Plus Tapping saddle PE100
d315-400mm / SDR11 / With 360° rotatable outlet

- 10 bar Gas / 16 bar Water
- With integrated cutter to tap live mains under pressure
- **Suitable to tap SDR11 pipes**
- 4 mm pin connectors
- Limited path fusion indicators
- Long fusion outlet
- O-ring-sealed screw cap

* Topload: delivery without lower part for assembling as Top Load with tool no. 799.350.477; angle adaptor (799.350.340) for fusion cable required



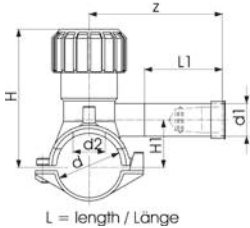
	d (mm)	d1 (mm)	SDR	PN (bar)	DN (mm)	Code	Weight (kg)
*	315-355	63	11	16	300 - 350	193 131 867	1.473
*	400	63	11	16	400	193 131 877	1.473

d2 (mm)	H (mm)	H1 (mm)	L (mm)	L1 (mm)	z (mm)	SDR pipe
33	328	206	165	100	160	11 - 33
33	328	206	165	100	160	11 - 33



ELGEF Plus Tapping saddle PE100
d40mm / SDR11 / Monobloc version / With gas-stop type 1-5 bar

- 5 bar Gas (for pressure 1 bar -5 bar)
- With integrated cutter to tap live mains under pressure
- Complete with lower part
- Gas-Stop System Pipelife (GS 20/1 or GS 32/1)
- **Without overflow orifice**
- Set comes with Gas-Stop pre-assembled
- Installation instructions of Gas-Stop manufacturer are to be observed
- 4 mm pin connectors
- Limited path fusion indicators
- Long fusion outlet
- O-ring-sealed screw cap



d (mm)	SDR	DN (mm)	d1 (mm)	Code	Weight (kg)
40	11	32	20	193 281 113	0.214
40	11	32	32	193 281 152	0.237

d2 (mm)	H (mm)	H1 (mm)	L (mm)	L1 (mm)	z (mm)	Vn max (m ³ /h)	SDR pipe
16	99	33	103	70	102	25	9 - 11
16	99	33	103	70	120	100	9 - 11



ELGEF Plus Tapping saddle PE100
d63-160mm / SDR11 / Monobloc version / With gas-stop type 1-5 bar

- 5 bar Gas (for pressure 1 bar -5 bar)
- With integrated cutter to tap live mains under pressure
- Complete with moulded-on lower part
- **Without overflow orifice**
- Set comes with Gas-Stop pre-assembled
- Installation instructions of Gas-Stop manufacturer are to be observed
- 4 mm pin connectors
- Limited path fusion indicators
- Long fusion outlet
- O-ring-sealed screw cap

d (mm)	SDR	DN (mm)	d1 (mm)	Code	Weight (kg)
63	11	50	20	193 130 432	0.368
63	11	50	32	193 130 434	0.412
90	11	80	20	193 130 452	0.524
90	11	80	32	193 130 454	0.520
110	11	100	20	193 130 462	0.552
110	11	100	32	193 130 464	0.620
125	11	100	20	193 130 472	0.664
125	11	100	32	193 130 474	0.628
160	11	150	20	193 130 492	0.672
160	11	150	32	193 130 494	0.786

d2 (mm)	H (mm)	H1 (mm)	L (mm)	L1 (mm)	z (mm)	Vn max (m ³ /h)	SDR pipe
25	146	44	144	76	110	25	9 - 11
25	146	44	144	76	110	100	9 - 11
32	198	61	162	76	115	25	9 - 17.6
32	198	61	162	76	115	100	9 - 17.6
32	208	71	162	76	115	25	9 - 17.6
32	208	71	162	76	125	100	9 - 17.6
32	216	79	162	76	120	25	9 - 17.6
32	216	79	162	76	120	100	9 - 17.6
32	233	96	162	76	120	25	9 - 17.6
32	233	96	162	76	130	100	9 - 17.6

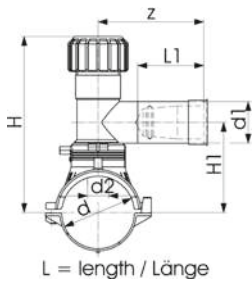


ELGEF Plus Tapping saddle PE100
d63-225 / SDR11 / With 360° rotatable outlet / With gas-stop type 1-5 bar

- 5 bar Gas (for pressure 1 bar -5 bar)
- With integrated cutter to tap live mains under pressure
- Gas-Stop System Pipelife Type GS 20/1, 32/1 or 63/1 UE
- **Without overflow orifice**
- Set comes with Gas-Stop pre-assembled
- Installation instructions of Gas-Stop manufacturer are to be observed
- Complete with lower part
- 4 mm pin connectors
- Limited path fusion indicators
- Long fusion outlet
- O-ring-sealed screw cap

d (mm)	SDR	DN (mm)	d1 (mm)	Code	Weight (kg)
63	11	50	63	193 281 159	1.548
90	11	80	20	193 281 435	0.728
90	11	80	32	193 281 154	0.728
90	11	80	63	193 281 160	1.642
110	11	100	20	193 281 437	0.875
110	11	100	32	193 281 155	0.873
110	11	100	63	193 281 161	1.691
125	11	100	20	193 281 438	0.895
125	11	100	32	193 281 156	0.869

table continued on the next page



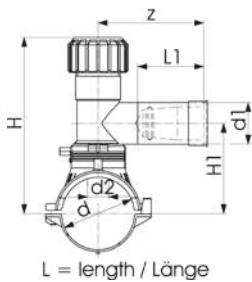
d (mm)	SDR	DN (mm)	d1 (mm)	Code	Weight (kg)
125	11	100	63	193 281 162	1.724
160	11	150	20	193 281 439	0.909
160	11	150	32	193 281 157	0.909
160	11	150	63	193 281 163	1.737
225	11	200	20	193 281 122	1.011
225	11	200	32	193 281 158	1.011
225	11	200	63	193 281 164	1.864

d2 (mm)	H (mm)	H1 (mm)	L (mm)	L1 (mm)	z (mm)	Vn max (m ³ /h)	SDR pipe
32	134	112	165	100	160	280	9 - 11
25	199	121	165	71	130	25	9 - 11
25	199	121	165	76	130	100	9 - 11
32	248	126	165	100	160	280	9 - 11
25	209	131	165	71	130	25	9 - 17.6
25	209	131	165	76	130	100	9 - 17.6
35	258	136	165	100	160	280	9 - 17.6
25	216	138	165	71	130	25	9 - 17.6
25	216	138	165	76	130	100	9 - 17.6
35	265	143	165	100	160	280	9 - 17.6
25	243	156	165	71	130	25	9 - 17.6
25	243	156	165	76	130	100	9 - 17.6
35	283	161	165	100	160	280	9 - 17.6
25	266	188	165	71	130	25	11 - 26
25	266	188	165	76	130	100	11 - 26
35	315	193	165	100	160	280	11 - 26



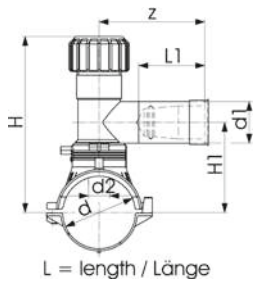
ELGEF Plus Tapping saddle PE100
d63-250mm / SDR11 / With 360° rotatable outlet / With gas-stop 0.025 - 1.0 bar

- 1 bar Gas (for pressures from **25 mbar to 1 bar**)
- With integrated cutter to tap live mains under pressure
- Gas-Stop System Pipelife Type AD (GS 32/25 UE or GS 63/25 UE)
- **With overflow orifice**
- Set comes with Gas-Stop pre-assembled
- Installation instructions of Gas-Stop manufacturer are to be observed
- Complete with lower part
- 4 mm pin connectors
- Limited path fusion indicators
- Long fusion outlet
- O-ring-sealed screw cap



d (mm)	SDR	DN (mm)	d1 (mm)	Code	Weight (kg)
63	11	50	32	193 130 604	0.728
63	11	50	63	193 130 637	1.556
75	11	65	32	193 130 644	0.854
75	11	65	63	193 130 647	1.680
90	11	80	32	193 130 654	0.814
90	11	80	63	193 130 657	1.642
140	11	100	32	193 130 664	0.884
125	11	100	63	193 130 667	1.691
125	11	100	32	193 130 674	0.902
125	11	100	63	193 130 677	1.724
140	11	125	32	193 130 684	0.913
140	11	125	63	193 130 687	1.740
160	11	150	32	193 130 694	0.909
160	11	150	63	193 130 697	1.737
180	11	150	32	193 130 704	1.015
180	11	150	63	193 130 707	1.843
200	11	200	32	193 130 714	1.034
200	11	200	63	193 130 717	1.862

table continued on the next page



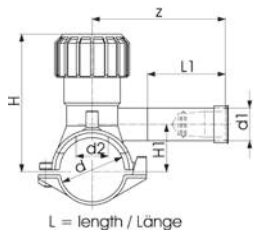
d	SDR	DN	d1	Code	Weight
(mm)	(mm)	(mm)	(mm)		(kg)
225	11	200	32	193 130 724	1.027
225	11	200	63	193 130 727	1.864
250	11	250	32	193 130 734	1.048
250	11	250	63	193 130 737	1.876

d2	H	H1	L	L1	z	Vn max	SDR pipe
(mm)	(mm)	(mm)	(mm)	(mm)	(mm)	(m ³ /h)	
32	186	108	165	76	130	10	9 - 11
32	134	112	165	100	160	40	9 - 11
32	191	113	165	76	130	10	9 - 11
32	240	118	165	100	160	40	9 - 11
32	199	121	165	76	130	10	9 - 11
32	248	126	165	100	160	40	9 - 11
32	209	131	165	76	130	10	9 - 17.6
35	258	136	165	100	160	40	9 - 17.6
32	216	138	165	76	130	10	9 - 17.6
35	265	143	165	100	160	40	9 - 17.6
32	233	146	165	76	130	10	9 - 17.6
35	273	151	165	100	160	40	9 - 17.6
32	243	156	165	76	130	10	9 - 17.6
35	283	161	165	100	160	40	9 - 17.6
32	244	166	165	76	130	10	9 - 26
35	293	171	165	100	160	40	9 - 26
32	254	176	165	76	130	10	9 - 26
35	303	181	165	100	160	40	9 - 26
32	266	188	165	76	130	10	11 - 26
35	315	193	165	100	160	40	11 - 26
32	279	201	165	76	130	10	11 - 26
35	328	206	165	100	160	40	11 - 26



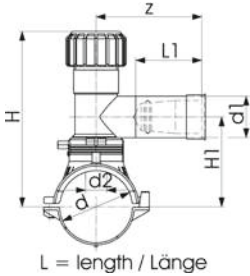
ELGEF Plus Tapping saddle PE100
d40-63mm / SDR11 / Monobloc version / With gas-stop 0.2 - 5 bar

- 5 bar Gas (for pressures from **200 mbar to 5 bar**)
- With integrated cutter to tap live mains under pressure
- Gas-Stop System Pipelife Type S (GS 32/200 UE)
- **With overflow orifice**
- Set comes with Gas-Stop pre-assembled
- Installation instructions of Gas-Stop manufacturer are to be observed
- Complete with lower part
- 4 mm pin connectors
- Limited path fusion indicators
- Long fusion outlet
- O-ring-sealed screw cap



d	SDR	DN	d1	Code	Weight
(mm)	(mm)	(mm)	(mm)		(kg)
40	11	32	32	193 130 814	0.290
50	11	40	32	193 130 824	0.283
63	11	50	32	193 130 834	0.446

D2	d2	H	H1	L	L1	z	Vn max	SDR pipe
(mm)	(mm)	(mm)	(mm)	(mm)	(mm)	(mm)	(m ³ /h)	
16	16	99	33	103	76	120	45	9 - 11
16	16	104	38	103	76	120	45	9 - 11
25	25	134	44	126	76	130	45	9 - 17.6



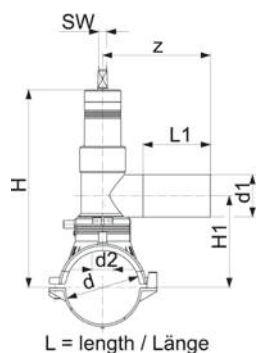
ELGEF Plus Tapping saddle PE100
d63-250 / SDR11 / With 360° rotatable outlet / With gas-stop 0.2 - 5 bar

- 5 bar Gas (for pressures from **200 mbar to 5 bar**)
- With integrated cutter to tap live mains under pressure
- Gas-Stop System Pipelife Type S (GS 32/200 UE or GS 63/200 UE)
- **With overflow orifice**
- Set comes with Gas-Stop pre-assembled
- Installation instructions of Gas-Stop manufacturer are to be observed
- Complete with lower part
- 4 mm pin connectors
- Limited path fusion indicators
- Long fusion outlet
- O-ring-sealed screw cap

d	SDR	DN	d1	Code	Weight
(mm)		(mm)	(mm)		(kg)
63	11	50	32	193 130 804	0.715
63	11	50	63	193 130 837	1.540
75	11	65	32	193 130 844	0.854
75	11	65	63	193 130 847	1.680
90	11	80	32	193 130 854	0.813
90	11	80	63	193 130 857	1.642
110	11	100	32	193 130 864	0.877
110	11	100	63	193 130 867	1.691
125	11	100	32	193 130 874	0.897
125	11	100	63	193 130 877	1.709
140	11	125	32	193 130 884	0.913
140	11	125	63	193 130 887	1.740
160	11	150	32	193 130 894	0.909
160	11	150	63	193 130 897	1.737
180	11	150	32	193 130 904	1.222
180	11	150	63	193 130 907	1.843
200	11	200	32	193 130 914	1.034
200	11	200	63	193 130 917	1.862
225	11	200	32	193 130 924	1.027
225	11	200	63	193 130 927	1.828
250	11	250	32	193 130 934	1.048
250	11	250	63	193 130 937	1.876

d2	H	H1	L	L1	z	Vn max	SDR pipe
(mm)	(mm)	(mm)	(mm)	(mm)	(mm)	(m ³ /h)	
32	186	108	165	76	130	45	9 - 11
35	134	112	165	100	160	180	9 - 11
32	191	113	165	76	130	45	9 - 11
35	240	118	165	100	160	180	9 - 11
32	199	121	165	76	130	45	9 - 11
35	248	126	165	100	160	180	9 - 11
32	209	131	165	76	130	45	9 - 17.6
35	258	136	165	100	160	180	9 - 17.6
32	216	138	165	76	130	45	9 - 17.6
35	265	143	165	100	160	180	9 - 17.6
32	233	146	165	76	130	45	9 - 17.6
35	273	151	165	100	160	180	9 - 17.6
32	243	156	165	76	130	45	9 - 17.6
35	283	161	165	100	160	180	9 - 17.6
32	244	166	165	76	130	45	9 - 26
35	293	171	165	100	160	180	9 - 26
32	254	176	165	76	130	45	9 - 26
35	303	181	165	100	160	180	9 - 26
32	266	188	165	76	130	45	11 - 26
35	315	193	165	100	160	180	11 - 26
32	279	201	165	76	130	45	11 - 26
35	328	206	165	100	160	180	11 - 26

Pressure tapping valves



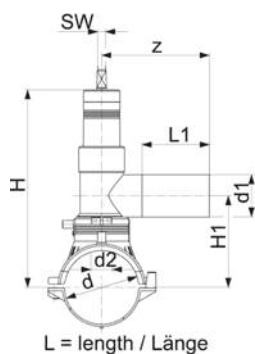
ELGEF Plus Pressure tapping valve PE100 d63-250mm / SDR11 / With 360° rotatable outlet

- 10 bar Gas / 16 bar Water
- With integrated drill bit to tap live mains under pressure
- Complete with lower part and premounted PE100 coated valve piece
- The valve is closed clockwise
- Number of turns to fully open or close valve is 13 for outlet d32
- Number of turns to fully open or close valve is 28 for outlet d63
- Spindle size (SW) 14
- 4 mm pin connectors
- Limited path fusion indicators
- Long fusion outlet

d (mm)	SDR	PN (bar)	DN (mm)	d1 (mm)	Code	Weight (kg)
63	11	16	50	32	193 155 234	1.811
63	11	16	50	63	193 155 237	2.680
75	11	16	65	32	193 155 244	1.943
75	11	16	65	63	193 155 247	2.749
90	11	16	80	32	193 155 254	1.894
90	11	16	80	63	193 155 257	2.781
110	11	16	100	32	193 155 264	1.896
110	11	16	100	63	193 155 267	2.739
125	11	16	100	32	193 155 274	1.986
125	11	16	100	63	193 155 277	2.867
140	11	16	125	32	193 155 284	2.009
140	11	16	125	63	193 155 287	2.908
160	11	16	150	32	193 155 294	2.029
160	11	16	150	63	193 155 297	2.913
180	11	16	150	32	193 155 304	2.111
180	11	16	150	63	193 155 307	2.923
200	11	16	200	32	193 155 314	2.127
200	11	16	200	63	193 155 317	3.007
225	11	16	200	32	193 155 324	2.091
225	11	16	200	63	193 155 327	2.932
250	11	16	250	63	193 155 337	2.978

d2 (mm)	H (mm)	H1 (mm)	L (mm)	L1 (mm)	z (mm)	SDR pipe
21	202	97	165	70	127	9 - 11
31	272	112	165	100	160	9 - 11
21	208	103	165	70	127	9 - 11
31	278	118	165	100	160	9 - 11
21	216	111	165	70	127	9 - 11
31	286	126	165	100	160	9 - 11
21	226	121	182	70	127	9 - 17.6
31	296	136	182	100	160	9 - 17.6
21	233	128	165	70	127	9 - 17.6
31	303	143	165	100	160	9 - 17.6
21	241	136	165	70	127	9 - 17.6
31	311	151	165	100	160	9 - 17.6
21	251	146	182	70	127	9 - 17.6
31	321	161	182	100	160	9 - 17.6
21	261	156	165	70	127	9 - 26
31	331	171	165	100	160	9 - 26
21	271	166	165	70	127	9 - 26
31	341	181	165	100	160	9 - 26
21	281	178	165	70	127	11 - 26
31	353	193	165	100	160	11 - 26
31	366	206	165	100	160	11 - 26

ELGEF Plus Pressure tapping valve PE100
d250-400mm / SDR 11 / With 360° rotatable outlet

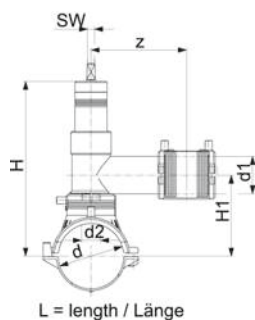


- 10 bar Gas / 16 bar Water
- With integrated drill bit to tap live mains under pressure
- **Suitable for pipes with wall thickness between 7 and 21 mm only.**
- Complete with lower part and premounted PE100 coated valve piece
- The valve is closed clockwise
- Number of turns to fully open or close valve is 13 for outlet d32
- Number of turns to fully open or close valve is 28 for outlet d63
- Spindle size (SW) 14
- 4 mm pin connectors
- Limited path fusion indicators
- Long fusion outlet
- * Topload: delivery without lower part for assembling as Top Load with tool no. 799.350.477; an- gler adaptor (799.350.340) for fusion cable required

	d	DN	SDR	PN	d1	Code	Weight
	(mm)	(mm)		(bar)	(mm)		(kg)
	250	250	11	16	32	193 155 334	2.096
*	280	250	11	16	32	193 155 344	1.835
*	280	250	11	16	63	193 155 347	3.000
*	315 - 355	300 - 350	11	16	32	193 155 354	3.000
*	315 - 355	300 - 350	11	16	63	193 155 357	2.696
*	400	400	11	16	32	193 155 374	3.000
*	400	400	11	16	63	193 155 377	3.000

	d	L1	H1	z	L	H	d2	SDR pipe
	(mm)	(mm)	(mm)	(mm)	(mm)	(mm)	(mm)	
	250	70	191	127	165	293	21	17 - 26
*	280	70	191	127	165	293	21	17 - 26
*	280	100	206	160	165	366	31	17 - 26
*	315 - 355	70	191	127	165	293	21	17 - 33
*	315 - 355	100	206	160	165	366	31	17 - 33
*	400	70	191	127	165	293	21	21 - 33
*	400	100	206	160	165	366	31	21 - 33

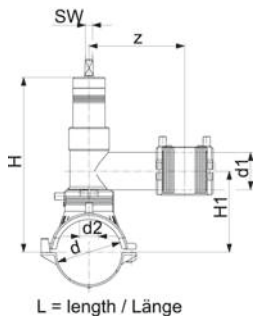
ELGEF Plus Pressure tapping valve (kit) PE100
d63-250mm / SDR11 / With 360° rotatable outlet



- 10 bar Gas / 16 bar Water
- With integrated drill bit to tap live mains under pressure
- Complete with lower part and premounted PE100 coated valve piece
- The valve is closed clockwise
- Number of turns to fully open or close valve is 13 for outlet d32
- Number of turns to fully open or close valve is 28 for outlet d 40, d 50, d 63
- Spindle size (SW) 14
- 4 mm pin connectors
- Limited path fusion indicators
- Long fusion outlet
- Supplied as Kit with enclosed service line fitting (ELGEF Plus Coupler or Reducer)

d	SDR	PN	DN	d1	Code	Weight	d2	H	H1	L	z	SDR pipe
(mm)		(bar)	(mm)	(mm)		(kg)	(mm)	(mm)	(mm)	(mm)	(mm)	
63	11	16	50	32	193 155 034	1.864	21	202	97	165	127	9 - 11
63	11	16	50	40	193 155 035	2.862	31	272	112	165	160	9 - 11
63	11	16	50	50	193 155 036	2.879	31	272	112	165	160	9 - 11
63	11	16	50	63	193 155 037	2.887	31	272	112	165	160	9 - 11
75	11	16	65	32	193 155 044	3.243	21	208	103	165	127	9 - 11
75	11	16	65	40	193 155 045	3.249	31	278	118	165	160	9 - 11
75	11	16	65	50	193 155 046	3.261	31	278	118	165	160	9 - 11
75	11	16	65	63	193 155 047	3.259	31	278	118	165	160	9 - 11
90	11	16	80	32	193 155 054	1.962	21	216	111	165	127	9 - 11
90	11	16	80	40	193 155 055	2.957	31	286	126	165	160	9 - 11
90	11	16	80	50	193 155 056	2.970	31	286	126	165	160	9 - 11
90	11	16	80	32	193 155 064	2.030	21	226	121	165	127	9 - 11
110	11	16	100	63	193 155 057	2.924	31	286	126	165	160	9 - 17.6

table continued on the next page

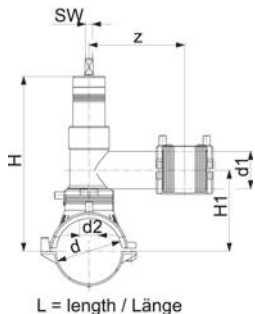


d	SDR	PN	DN	d1	Code	Weight	d2	H	H1	L	z	SDR pipe
(mm)		(bar)	(mm)	(mm)		(kg)	(mm)	(mm)	(mm)	(mm)	(mm)	
110	11	16	100	40	193 155 065	2.984	31	296	136	165	160	9 - 17.6
110	11	16	100	50	193 155 066	2.696	31	296	136	165	160	9 - 17.6
110	11	16	100	63	193 155 067	3.010	31	296	136	165	160	9 - 17.6
125	11	16	100	32	193 155 074	2.039	21	233	128	165	127	9 - 17.6
125	11	16	100	40	193 155 075	3.007	31	303	143	165	160	9 - 17.6
125	11	16	100	50	193 155 076	3.023	31	303	143	165	160	9 - 17.6
125	11	16	100	63	193 155 077	3.058	31	303	143	165	160	9 - 17.6
140	11	16	125	32	193 155 084	3.301	21	241	136	165	127	9 - 17.6
140	11	16	125	40	193 155 085	3.040	31	311	151	165	160	9 - 17.6
140	11	16	125	50	193 155 086	3.315	31	311	151	165	160	9 - 17.6
140	11	16	125	63	193 155 087	3.313	31	311	151	165	160	9 - 17.6
160	11	16	150	32	193 155 094	2.057	21	251	146	165	127	9 - 17.6
160	11	16	150	40	193 155 095	2.980	31	321	161	165	160	9 - 17.6
160	11	16	150	50	193 155 096	3.022	31	321	161	165	160	9 - 17.6
160	11	16	150	63	193 155 097	3.025	31	321	161	165	160	9 - 17.6
180	11	16	150	32	193 155 104	3.410	21	261	156	165	127	9 - 26
180	11	16	150	40	193 155 105	3.126	31	331	171	165	160	9 - 26
180	11	16	150	50	193 155 106	3.181	31	331	171	165	160	9 - 26
180	11	16	150	63	193 155 107	3.164	31	331	171	165	160	9 - 26
200	11	16	200	32	193 155 114	3.431	21	271	166	165	127	9 - 26
200	11	16	200	40	193 155 115	3.435	31	341	181	165	160	9 - 26
200	11	16	200	50	193 155 116	3.453	31	341	181	165	160	9 - 26
200	11	16	200	63	193 155 124	2.195	21	281	178	165	127	11 - 26
225	11	16	200	63	193 155 117	3.215	31	341	181	165	160	11 - 26
225	11	16	200	40	193 155 125	3.178	31	353	193	165	160	11 - 26
225	11	16	200	50	193 155 126	3.120	31	353	193	165	160	11 - 26
225	11	16	200	63	193 155 127	3.196	31	353	193	165	160	11 - 26
250	11	16	250	40	193 155 135	3.449	30	366	206	165	160	11 - 26
250	11	16	250	50	193 155 136	3.124	30	366	206	165	160	11 - 26
250	11	16	250	63	193 155 137	3.221	30	366	206	165	160	11 - 26



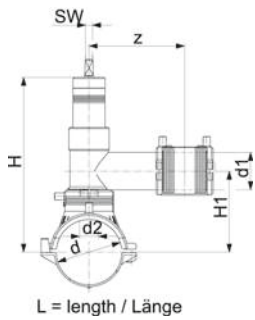
**ELGEF Plus Pressure tapping valve (kit) PE100
d250-315mm / SDR11 / With 360° rotatable outlet**

- 10 bar Gas / 16 bar Water
 - With integrated drill bit to tap live mains under pressure
 - **Suitable for pipes with wall thickness between 7 and 21 mm only.**
 - Complete with lower part and premounted PE100 coated valve piece
 - The valve is closed clockwise
 - Number of turns to fully open or close valve is 13 for outlet d32
 - Number of turns to fully open or close valve is 28 for outlet d 40, d 50, d 63
 - Spindle size (SW) 14
 - 4 mm pin connectors
 - Limited path fusion indicators
 - Long fusion outlet
 - Supplied as Kit with enclosed service line fitting (ELGEF Plus Coupler or Reducer)
- * Topload: delivery without lower part for assembling as Top Load with tool no. 799.350.477; angle adaptor (799.350.340) for fusion cable required



	d	SDR	PN	DN	d1	Code	Weight
	(mm)		(bar)	(mm)	(mm)		(kg)
	250	11	16	250	32	193 155 134	3.443
*	280	11	16	250	32	193 155 144	3.118
*	280	11	16	250	40	193 155 145	2.913
*	280	11	16	250	50	193 155 146	3.136
*	280	11	16	250	63	193 155 147	2.719
*	315 - 355	11	16	300 - 350	32	193 155 154	3.118
*	315 - 355	11	16	300 - 350	40	193 155 155	3.124
*	315 - 355	11	16	300 - 350	50	193 155 156	3.136
*	315 - 355	11	16	300 - 350	63	193 155 157	3.134

table continued on the next page



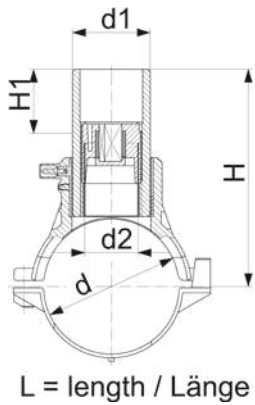
	d (mm)	d2 (mm)	H (mm)	H1 (mm)	L (mm)	z (mm)	SDR pipe
	250	21	293	191	165	127	17 - 26
*	280	21	293	191	165	127	17 - 26
*	280	30	366	206	165	160	17 - 26
*	280	30	366	206	165	160	17 - 26
*	280	30	366	206	165	160	17 - 26
*	315 - 355	21	293	191	165	127	17 - 33
*	315 - 355	30	366	206	165	160	17 - 33
*	315 - 355	30	366	206	165	160	17 - 33
*	315 - 355	30	366	206	165	160	17 - 33

Various parts



ELGEF Plus Spigot saddle PE100 d63-400mm / SDR11 / With integrated cutter

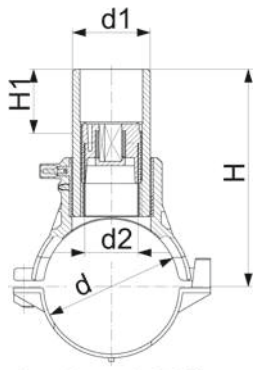
- 10 bar Gas / 16 bar Water
 - Complete with lower part
 - 4 mm pin connectors
 - Limited path fusion indicators
 - d355-400mm. Not suitable for pipes if wall thickness is larger than SDR17 pipes.
- * Topload: delivery without lower part for assembling as Top Load with tool no. 799.350.477; angle adaptor (799.350.340) for fusion cable required



	d (mm)	d1 (mm)	DN (mm)	PN (bar)	SDR	Code	Weight (kg)
	63	32	50	16	11	193 131 234	0.469
	63	63	50	16	11	193 131 237	1.036
	75	32	65	16	11	193 131 244	0.618
	75	63	65	16	11	193 131 247	1.166
	90	32	80	16	11	193 131 254	0.543
	90	63	80	16	11	193 131 257	1.128
	110	32	100	16	11	193 131 264	0.607
	110	63	100	16	11	193 131 267	1.195
	125	32	100	16	11	193 131 274	0.659
	125	63	100	16	11	193 131 277	1.224
	140	32	125	16	11	193 131 284	0.679
	140	63	125	16	11	193 131 287	1.224
	160	32	150	16	11	193 131 294	0.652
	160	63	150	16	11	193 131 297	0.850
	180	32	150	16	11	193 131 304	0.777
	180	63	150	16	11	193 131 307	1.316
	200	32	200	16	11	193 131 314	0.854
	200	63	200	16	11	193 131 317	1.352
	225	32	200	16	11	193 131 324	0.856
	225	63	200	16	11	193 131 327	1.324
	250	32	250	16	11	193 131 334	0.787
	250	63	250	16	11	193 131 337	1.348
*	280	63	250	16	11	193 131 347	0.830
*	315 - 355	63	300 - 350	16	11	193 131 357	1.094
*	400	63	400	16	11	193 131 377	0.830

	d (mm)	d1 (mm)	d2 (mm)	H (mm)	H1 (mm)	L (mm)	SW (mm)	SDR pipe
	63	32	19	145	50	165	13	9 - 11
	63	63	32	152	50	165	17	9 - 11
	75	32	19	151	50	165	13	9 - 11
	75	63	32	158	50	165	17	9 - 11
	90	32	19	158	50	165	13	9 - 11
	90	63	32	165	50	165	17	9 - 11
	110	32	19	168	50	182	13	9 - 17.6
	110	63	32	175	50	182	17	9 - 17.6

table continued on the next page



L = length / Länge

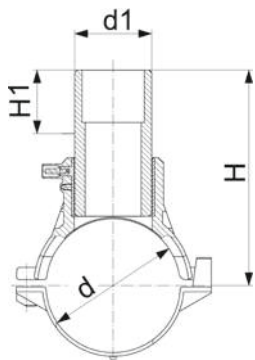
	d (mm)	d1 (mm)	d2 (mm)	H (mm)	H1 (mm)	L (mm)	SW (mm)	SDR pipe
	125	32	19	176	50	165	13	9 - 17.6
	125	63	32	183	50	165	17	9 - 17.6
	140	32	19	183	50	165	13	9 - 17.6
	140	63	32	190	50	165	17	9 - 17.6
	160	32	19	193	50	182	13	9 - 17.6
	160	63	32	200	50	182	17	9 - 17.6
	180	32	19	203	50	165	13	9 - 26
	180	63	32	210	50	165	17	9 - 26
	200	32	19	213	50	165	13	9 - 26
	200	63	32	220	50	165	17	9 - 26
	225	32	19	226	50	165	13	11 - 26
	225	63	32	233	50	165	17	11 - 26
	250	32	19	238	50	165	13	11 - 26
	250	63	32	245	50	165	17	11 - 26
*	280	63	35	260	50	165	17	11 - 26
*	315 - 355	63	35	298	50	165	17	17 - 33
*	400	63	35	320	50	165	17	17 - 33



ELGEF Plus Spigot Saddle PE100 d63-400mm / SDR11

- 10 bar Gas / 16 bar Water
- Complete with lower part
- 4 mm pin connectors
- Limited path fusion indicators

* Topload: delivery without lower part for assembling as Top Load with tool no. 799.350.477; angle adaptor (799.350.340) for fusion cable required



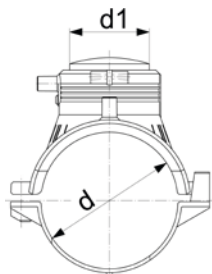
L = length / Länge

	d (mm)	d1 (mm)	DN (mm)	PN (bar)	SDR	Code	Weight (kg)	H (mm)	H1 (mm)	L (mm)	SDR pipe
	63	32	50	16	11	193 130 234	0.434	145	50	165	9 - 11
	63	63	50	16	11	193 130 237	0.630	152	50	165	9 - 11
	75	32	65	16	11	193 130 244	0.634	151	50	165	9 - 11
	75	63	65	16	11	193 130 247	0.536	158	50	165	9 - 11
	90	32	80	16	11	193 130 254	0.508	158	50	165	9 - 11
	90	63	80	16	11	193 130 257	0.573	165	50	165	9 - 11
	110	32	100	16	11	193 130 264	0.590	168	50	182	9 - 17.6
	110	63	100	16	11	193 130 267	0.600	175	50	182	9 - 17.6
	125	32	100	16	11	193 130 274	0.594	176	50	165	9 - 17.6
	125	63	100	16	11	193 130 277	0.660	183	50	165	9 - 17.6
	140	32	125	16	11	193 130 284	0.638	183	50	165	9 - 17.6
	140	63	125	16	11	193 130 287	0.594	190	50	165	9 - 17.6
	160	32	150	16	11	193 130 294	0.600	193	50	182	9 - 17.6
	160	63	150	16	11	193 130 297	0.658	200	50	182	9 - 17.6
	180	32	150	16	11	193 130 304	0.742	203	50	165	9 - 26
	180	63	150	16	11	193 130 307	0.771	210	50	165	9 - 26
	200	32	200	16	11	193 130 314	0.766	213	50	165	9 - 26
	200	63	200	16	11	193 130 317	0.762	220	50	165	9 - 26
	225	32	200	16	11	193 130 324	0.730	226	50	165	9 - 26
	225	63	200	16	11	193 130 327	0.782	233	50	165	9 - 26
	250	32	250	16	11	193 130 334	0.741	238	50	165	9 - 26
	250	63	250	16	11	193 130 337	0.792	245	50	165	9 - 26
*	280	63	250	16	11	193 130 347	0.400	260	50	165	9 - 26
*	315 - 355	63	300 - 355	16	11	193 130 357	0.503	298	50	165	9 - 33
*	400	63	400	16	11	193 130 377	0.400	320	50	165	9 - 33



ELGEF Plus Repair saddle PE100 d63-400mm / SDR11

- 10 bar Gas / 16 bar Water
- Complete with lower part
- 4 mm pin connectors
- Limited path fusion indicators
- Supplied as kit including Spigot Cap (753.961.011)
- * Topload: delivery without lower part for assembling as Top Load with tool no. 799.350.477; angle adaptor (799.350.340) for fusion cable required



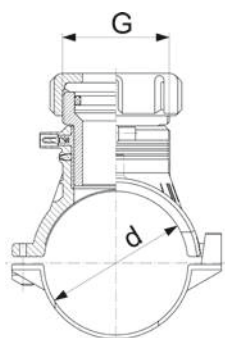
L = length / Länge

d	SDR	DN	PN	d1	Code	Weight	L	SDR pipe	
(mm)		(mm)	(bar)	(mm)		(kg)	(mm)		
63	11	50	16	63	193 130 037	0.417	165	9 - 11	
75	11	65	16	63	193 130 047	0.574	165	9 - 11	
90	11	80	16	63	193 130 057	0.513	165	9 - 11	
110	11	100	16	63	193 130 067	0.565	182	9 - 17.6	
125	11	100	16	63	193 130 077	0.622	165	9 - 17.6	
140	11	125	16	63	193 130 087	0.660	165	9 - 17.6	
160	11	150	16	63	193 130 097	0.589	182	9 - 17.6	
180	11	150	16	63	193 130 107	0.733	165	9 - 26	
200	11	200	16	63	193 130 117	0.731	165	9 - 26	
225	11	200	16	63	193 130 127	0.708	165	9 - 26	
250	11	250	16	63	193 130 137	0.640	165	9 - 26	
*	280	11	250	16	63	193 130 147	0.450	165	9 - 26
*	300	11	300 - 350	16	63	193 130 157	0.443	165	9 - 33
*	400	11	400	16	63	193 130 177	0.450	165	9 - 33



ELGEF Plus Stop-off saddle with PE-adaptor PE100 d63-400mm / SDR11 / Maximum passage 50 mm

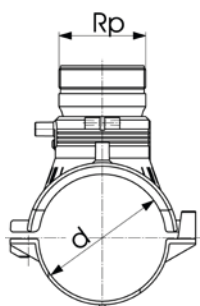
- 10 bar Gas / 16 bar Water
- Complete with lower part
- Supplied as Kit with PE-Stop-Off Adaptor
- PE Stop-Off insert
- 4 mm pin connectors
- Limited path fusion indicators
- For main dimension d63 and d75mm we recommend a maximum cutting diameter of d = 39mm
- * Topload: delivery without lower part for assembling as Top Load with tool no. 799.350.477; angle adaptor (799.350.340) for fusion cable required



L = length / Länge

d	SDR	PN	DN	G	Code	Weight	L	SDR pipe
(mm)		(bar)	(mm)	(inch)		(kg)	(mm)	
63	11	16	50	2 ¾	193 149 237	0.606	165	9 - 11
75	11	16	65	2 ¾	193 149 247	0.765	165	9 - 11
90	11	16	80	2 ¾	193 149 257	0.696	165	9 - 11
110	11	16	100	2 ¾	193 149 267	0.732	182	9 - 17.6
125	11	16	100	2 ¾	193 149 277	0.785	165	9 - 17.6
140	11	16	125	2 ¾	193 149 287	0.820	165	9 - 17.6
160	11	16	150	2 ¾	193 149 297	0.772	182	9 - 17.6
180	11	16	150	2 ¾	193 149 307	0.920	165	9 - 26
200	11	16	200	2 ¾	193 149 317	0.913	165	9 - 26
225	11	16	200	2 ¾	193 149 327	0.910	165	9 - 26
250	11	16	250	2 ¾	193 149 337	0.936	165	9 - 26
*	280	11	250	2 ¾	193 149 347	0.920	165	9 - 26
*	315 - 350	11	300 - 350	2 ¾	193 149 357	0.660	165	9 - 33
*	400	11	400	2 ¾	193 149 377	0.920	165	9 - 33

ELGEF Plus Stop-off saddle (kit) PE100
d63-400mm / SDR11 / Maximum passage 56.5 mm



L = length / Länge

- 10 bar Gas / 16 bar Water
- Complete with lower part
- Stop-Off insert (CW617N) and plug
- 4 mm pin connectors
- Limited path fusion indicators
- Stop-Off insert with outside thread Rp 2 1/2" and internal thread Rp 2" suited for common tapping devices permitting "gas-tight" installation
- We recommend the following maximum cutting diameter: For main dimension d63 and d75mm: d = 39mm; For main dimension d90mm: d = 50mm
- * Topload: delivery without lower part for assembling as Top Load with tool no. 799.350.477; angle adaptor (799.350.340) for fusion cable required

	d	SDR	DN	PN	Rp	Code	Weight	L	SDR pipe
	(mm)		(mm)	(bar)	(inch)		(kg)	(mm)	
	63	11	50	10	2 ½	193 149 437	1.770	165	9 - 11
	75	11	65	10	2 ½	193 149 447	1.900	165	9 - 11
	90	11	80	10	2 ½	193 149 457	1.775	165	9 - 11
	110	11	100	10	2 ½	193 149 467	1.788	165	9 - 17.6
	125	11	100	16	2 ½	193 149 477	1.923	165	9 - 17.6
	140	11	125	16	2 ½	193 149 487	1.945	165	9 - 17.6
	160	11	150	16	2 ½	193 149 497	1.861	165	9 - 17.6
	180	11	150	16	2 ½	193 149 507	2.017	165	9 - 26
	200	11	200	16	2 ½	193 149 517	2.092	165	9 - 26
	225	11	200	16	2 ½	193 149 527	2.031	165	9 - 26
	250	11	250	16	2 ½	193 149 537	2.058	165	9 - 26
*	280	11	250	16	2 ½	193 149 547	1.550	165	9 - 26
*	315 - 355	11	300 - 350	16	2 ½	193 149 557	1.770	165	9 - 33
*	400	11	400	16	2 ½	193 149 577	1.550	165	9 - 33

Accessories & tools

ELGEF Plus Tapping key
For electrofusion saddle



- With adjustable tapping depth.

Type	Code	Weight	Description
		(kg)	
WS - 10	799 198 080	0.114	for Monobloc d 40 mm and d 50 mm
WS - 17	799 198 079	0.556	for Monobloc d 63 mm, d 90 - 160 mm and all Duobloc saddles
WS - 12.7	799 198 091	0.600	for spigot saddle with cutter

ELGEF Plus Pressure test cap
For electrofusion saddle



- Connecting thread for pressure test is female thread G 3/8"
- **Overview of Tapping Adapter types and Pressure Test Cap**
- M For Monobloc d 40 and 50 mm (outlets d 20 - 32 mm)
- S 54 For all saddles with rotatable outlet (outlets d 20 - 40 mm) i.e. Tapping Tee d 20 - 40 mm.
- S 67 For all Saddles with rotatable outlet (outlets d 50 and 63 mm) i.e. Tapping Tee d 63 mm.

Type	Code	Weight	Description
		(kg)	
M	799 199 282	0.116	for Monobloc d 40 mm and d 50 mm
S 54	799 199 283	0.260	for Tapping Tee d 20 - 40 mm
S 67	799 199 286	0.430	for Tapping Tee outlet d 63 mm
MB	799 199 287	0.037	for Monobloc d63-160 mm and Branch saddle outlet d160/225 mm



ELGEF Plus Tapping key With integrated sealing cap

- The Adapter is used for gas-free tapping under pressure. Type S 54 for tapping saddles with rotatable outlet d 20 - 40 mm (Tapping Tee d 32 mm). Type S 67 for tapping saddles with rotatable outlet d 50 - 63 mm (Tapping Tee d 63 mm).

Type	Code	Weight (kg)	Description
S 54	799 100 061	0.785	for Tapping Tee d 32 mm
S 67	799 100 062	1.011	for Tapping Tee d 63 mm






ELGEF Plus Assembly key For electrofusion saddle

- For tightening fixation screws.

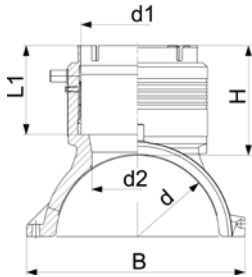
Type	Code	Weight (kg)	Description
SW8	799 150 378	0.129	For all saddles and branch fittings

ELGEF Plus branch saddles

Branch saddles		Page
	Branch saddles	67
	Branch saddles topload	68
	Accessories & tools	71



Branch saddles



ELGEF Plus Branch saddle PE100 d110-d250mm / SDR11 / Outlet d90-d125 mm

- 10 bar Gas / 16 bar Water
 - Branch Saddle complete, incl. lower part and 3 screws
 - Additional fixing with snatch hinge
 - Electrofusion outlet with integrated pipe fixation
 - Protected wire without medium contact
 - 4 mm pin connectors
 - Limited path fusion indicators
 - FM 1613 approved - 15 bar
- * Delivered without lower part. Pipe fixation with multiple use assembly toolno. 193.281.027

d (mm)	d1 (mm)	DN (mm)	PN (bar)	SDR	Code	Weight (kg)	H (mm)	L (mm)	L1 (mm)	B (mm)	d2 (mm)	SDR pipe	
110	90	100	16	11	193 135 009	1.124	101	220	82	164	65	9-17.6	
110	110	100	16	11	193 135 010	1.224	107	220	88	164	65	9-17.6	
125	90	100	16	11	193 135 019	1.134	101	220	82	179	65	9-17.6	
125	110	100	16	11	193 135 020	1.290	107	220	88	179	65	9-17.6	
*	140	90	125	16	11	193 135 029	0.982	101	220	81	195	65	9-17.6
*	140	110	125	16	11	193 135 030	1.087	107	220	87	195	65	9-17.6
160	90	150	16	11	193 135 039	1.449	102	240	82	215	65	9-17.6	
160	110	150	16	11	193 135 040	1.582	108	240	88	215	86	9-17.6	
160	125	150	16	11	193 135 041	1.782	129	240	99	215	86	9-17.6	
180	90	150	16	11	193 135 049	1.672	102	260	82	237	65	9-17.6	
180	110	150	16	11	193 135 050	1.765	108	260	88	237	86	9-17.6	
180	125	150	16	11	193 135 051	2.015	129	260	99	237	86	9-17.6	
200	90	200	16	11	193 135 059	1.803	102	260	82	253	65	9-17.6	
200	110	200	16	11	193 135 060	1.963	108	260	88	253	86	9-17.6	
200	125	200	16	11	193 135 061	2.128	129	260	99	253	86	9-17.6	
225	90	200	16	11	193 135 069	2.006	102	260	82	287	65	9-17.6	
225	110	200	16	11	193 135 070	2.400	108	260	88	287	86	9-17.6	
225	125	200	16	11	193 135 071	2.312	129	260	99	287	86	9-17.6	
250	90	250	16	11	193 135 079	2.145	102	260	82	312	65	9-17.6	
250	110	250	16	11	193 135 080	2.258	108	260	88	312	86	9-17.6	
250	125	250	16	11	193 135 081	2.500	129	260	99	312	86	9-17.6	



ELGEF Plus Cross connection d110-250mm / For connection of 2 branch saddles as a cross

- Enables the connection of two Branch Saddle as a cross
- Complete with screws, flat washers and nuts

d (mm)	DN (mm)	PN (bar)	SDR	Code	Weight (kg)
				193 280 880	0.250
				193 280 881	0.250

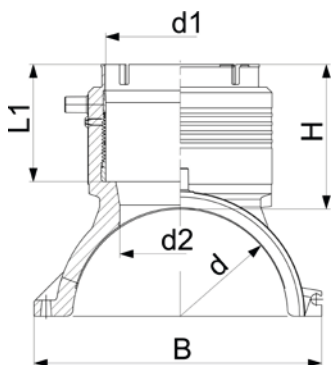


ELGEF Plus Multiple use assembly tool branch saddle PE100 d140mm

- Only to be used with Branch Saddle d140mm
- Delivered as complete Kit including screws and belt

d (mm)	Code	Weight (kg)
140	193 281 027	0.724

Branch saddles topload



ELGEF Plus Branch saddle topload PE100 d280- d630mm / SDR11 / Outlet d90-d125 mm

- 10 bar Gas / 16 bar Water
- Branch Saddle for assembling as Topload with tool 799.350.477; angle adaptors (799.350.340) for fusion cable required
- Electrofusion outlet with integrated pipe fixation
- Protected wire without medium contact
- 4 mm pin connectors
- Limited path fusion indicators
- * FM 1613 approved - 15 bar

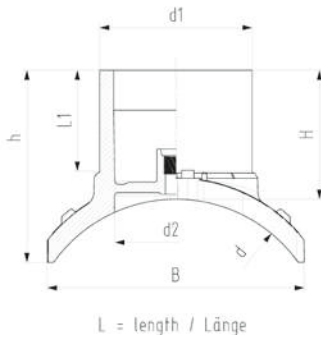
	d (mm)	d1 (mm)	DN (mm)	PN (bar)	SDR	Code	Weight (kg)
*	280	90	250	16	11	193 135 289	1.242
*	280	110	250	16	11	193 135 290	1.295
*	280	125	250	16	11	193 135 291	1.530
*	315 - 355	90	300 - 350	16	11	193 135 309	1.214
*	315 - 355	110	300 - 350	16	11	193 135 310	1.297
*	315 - 355	125	300 - 350	16	11	193 135 311	1.530
*	400	90	400	16	11	193 135 329	1.022
*	400	110	400	16	11	193 135 330	1.116
*	400	125	400	16	11	193 135 331	1.369
	450	90	450	16	11	193 135 339	1.022
	450	110	450	16	11	193 135 340	1.116
	450	125	450	16	11	193 135 341	1.369
*	500 - 630	90	500 - 600	16	11	193 135 159	1.086
*	500 - 630	110	500 - 600	16	11	193 135 160	1.159
*	500 - 630	125	500 - 600	16	11	193 135 161	1.388

	d (mm)	d1 (mm)	H (mm)	L (mm)	L1 (mm)	B (mm)	d2 (mm)	SDR pipe
*	280	90	102	260	82	243	65	9-26
*	280	110	108	260	88	243	86	9-26
*	280	125	129	260	99	243	86	9-26
*	315 - 355	90	102	260	82	249	65	9-26
*	315 - 355	110	108	260	88	249	86	9-26
*	315 - 355	125	129	260	99	249	86	9-26
*	400	90	102	260	82	256	65	9-26
*	400	110	108	260	88	256	86	9-26
*	400	125	129	260	99	256	86	9-26
	450	90	102	260	82	256	65	9-26
	450	110	108	260	88	256	86	9-26
	450	125	129	260	99	256	86	9-26
*	500 - 630	90	102	260	82	263	65	9-26
*	500 - 630	110	108	260	88	263	86	9-26
*	500 - 630	125	129	260	99	263	86	9-26



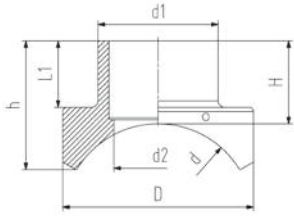
ELGEF Plus Branch saddle topload PE100
d315-1000mm / SDR11 / Outlet 160-225 mm

- 10 bar Gas / 16 bar Water
- Branch Saddle installation only with installation set Topload TL225 (799.300.807)
- Angle adaptors (799.350.340) for fusion cable required
- 4 mm pin connectors
- Limited path fusion indicators
- Spigot outlet for butt- and electrofusion
- Full pressure applicable - no derating factor
- With integrated pressure test port for test cap (799.199.287)



d (mm)	d1 (mm)	DN (mm)	PN (bar)	SDR	Code	Weight (kg)
315	160	300	16	11	193 135 202	2.548
315	225	300	16	11	193 135 204	4.625
355	160	350	16	11	193 135 212	2.348
355	225	350	16	11	193 135 214	4.594
400	160	400	16	11	193 135 222	2.623
400	225	400	16	11	193 135 224	4.612
450	160	450	16	11	193 135 232	2.429
450	225	450	16	11	193 135 234	4.301
500	160	500	16	11	193 135 242	2.690
500	225	500	16	11	193 135 244	4.569
560	160	600	16	11	193 135 252	2.495
560	225	600	16	11	193 135 254	4.321
630	160	600	16	11	193 135 262	2.616
630	225	600	16	11	193 135 264	4.750
710	160	700	16	11	193 135 272	2.504
710	225	700	16	11	193 135 274	4.360
800	160	800	16	11	193 135 282	2.399
800	225	800	16	11	193 135 284	4.553
900	225	900	16	11	193 135 294	4.390
1000	225	1000	16	11	193 135 304	4.262

d (mm)	d1 (mm)	d2 (mm)	L (mm)	L1 (mm)	h (mm)	H (mm)	B (mm)	SDR pipe
315	160	129	322	106	204	136	273	11-26
315	225	177	360	126	262	165	300	11-26
355	160	129	320	106	200	136	270	11-26
355	225	177	354	126	250	164	312	11-26
400	160	129	320	106	193	133	290	11-26
400	225	177	364	126	241	164	325	11-26
450	160	129	320	106	190	136	270	11-26
450	225	177	364	126	234	164	320	11-26
500	160	129	320	106	182	136	270	11-26
500	225	177	354	126	225	164	312	11-26
560	160	129	320	106	180	180	303	11-26
560	225	177	364	126	222	222	341	11-26
630	160	129	320	106	172	133	304	11-33
630	225	177	364	126	212	164	349	11-33
710	160	129	320	106	169	132	304	11-33
710	225	177	360	126	207	165	348	11-33
800	160	129	320	106	166	132	304	11-33
800	225	177	360	126	200	164	356	11-33
900	225	177	360	126	200	164	356	11-33
1000	225	177	360	126	196	164	356	11-33

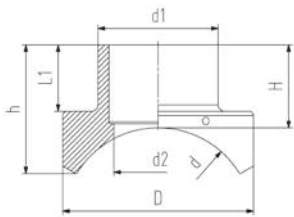


**ELGEF Plus Branch saddle topload PE100
d450-1000mm / SDR11 / Outlet 315 mm**

- 10 bar Gas / 16 bar Water
- Branch saddle installation only with installation set Topload TL500 (799.300.809)
- Angle adaptors (799.350.340) for fusion cable required
- 4 mm pin connectors
- Spigot outlet for butt- and electrofusion
- Full pressure applicable - no derating factor
- With integrated thread for pressure test with separate pressure test cap 799.199.288 (outlet d315) / 799.199.289 (outlet d500)

d (mm)	d1 (mm)	SDR	PN (bar)	DN (mm)	Code	Weight (kg)
450	315	11	16	450	193 135 436	18.500
500	315	11	16	500	193 135 446	17.000
560	315	11	16	600	193 135 456	16.100
630	315	11	16	600	193 135 466	15.950
710	315	11	16	700	193 135 476	14.800
800	315	11	16	800	193 135 486	14.300
900	315	11	16	900	193 135 496	13.800
1000	315	11	16	1000	193 135 506	13.500

d (mm)	d1 (mm)	d2 (mm)	D (mm)	L (mm)	L1 (mm)	h (mm)	H (mm)	SDR pipe
450	315	232	500	500	174	346	216	11 - 26
500	315	232	500	500	174	337	216	11 - 26
560	315	232	500	500	174	327	216	11 - 26
630	315	232	500	500	174	312	216	11 - 33
710	315	232	500	500	174	297	216	11 - 33
800	315	232	500	500	174	287	216	11 - 33
900	315	232	500	500	174	281	216	11 - 33
1000	315	232	500	500	174	274	216	11 - 33

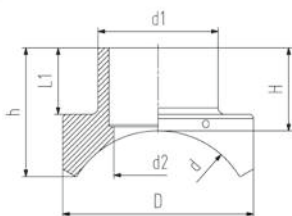


**ELGEF Plus Branch saddle topload PE100
d710-2000mm / SDR17 / Outlet 315-500 mm**

- 5 bar Gas / 10 bar Water
- Angle adaptors (799.350.340) for fusion cable required
- Branch saddle installation only with installation set Topload TL500 (799.300.809)
- 4 mm pin connectors
- Spigot outlet for butt- and electrofusion
- Full pressure applicable - no derating factor
- With integrated thread for pressure test with separate pressure test cap 799.199.288 (outlet d315) / 799.199.289 (outlet d500)

d (mm)	d1 (mm)	DN (mm)	PN (bar)	SDR	Code	Weight (kg)
710	315	700	10	17	193 135 676	14.000
800	315	800	10	17	193 135 686	13.500
900	315	900	10	17	193 135 696	13.100
900	500	900	10	17	193 135 698	32.600
1000	315	1000	10	17	193 135 706	12.800
1000	500	1000	10	17	193 135 708	31.400
1200	315	1200	10	17	193 135 716	12.300
1200	500	1200	10	17	193 135 718	29.400
1400	315	1400	10	17	193 135 726	11.900
1400	500	1400	10	17	193 135 728	28.100
1600	315	1600	10	17	193 135 736	11.700
1600	500	1600	10	17	193 135 738	27.100
2000	315	2000	10	17	193 135 746	11.300
2000	500	2000	10	17	193 135 748	25.700

table continued on the next page



d (mm)	d1 (mm)	d2 (mm)	D (mm)	L (mm)	L1 (mm)	h (mm)	H (mm)	SDR pipe
710	315	250	500	500	174	296	216	11 - 33
800	315	250	500	500	174	287	216	11 - 33
900	315	250	500	500	174	282	216	11 - 33
900	500	397	700	700	237	406	280	11 - 33
1000	315	250	500	500	174	274	216	11 - 33
1000	500	397	700	700	237	397	280	11 - 33
1200	315	250	500	500	174	267	216	11 - 33
1200	500	397	700	700	237	377	280	11 - 33
1400	315	250	500	500	174	257	216	11 - 33
1400	500	397	700	700	237	362	280	11 - 33
1600	315	250	500	500	174	252	216	11 - 33
1600	500	397	700	700	237	352	280	11 - 33
2000	315	250	500	500	174	246	216	11 - 33
2000	500	397	700	700	237	337	280	11 - 33

Accessories & tools



Pressure Test Cap

- Enables pressure testing of branch saddles ELGEF Plus after fusion and before tapping the main pipe
- Suitable for branch saddle with spigot outlet (193435402- 748 and 193135202- 304)
- Recommended maximum test pressure at +20°C according to DVS 2210-1 = 18 bar water (SDR11) / 11 bar water (SDR 17)
- Recommended test duration = 60 minutes
- Connecting thread for pressure test is female thread G 3/8"

d (mm)	Code	description	L (mm)	B (mm)	H (mm)
160 - 225	799 199 287	Suitable for branch saddle with spigot outlet d160 and d225mm and Tapping saddles Monobloc main dimension d63-160mm; Material: Aluminum; Scope of delivery: 1 x Pressure test cap, 1 x O-ring 25.07 x 2.62	26	36	39
315	799 199 288	Suitable for branch saddle with spigot outlet d315mm; Scope of delivery: 1 x pressure test cap, 1 x O-Ring, 1 x GEKA-plus hose nipple, 1 x GEKA-plus transition female thread G3/8", 1 x Transport box	310	310	320
500	799 199 289	Suitable for branch saddle with spigot outlet d500mm; Scope of delivery: 1 x pressure test cap, 1 x O-Ring, 1 x GEKA-plus hose nipple, 1 x GEKA-plus transition female thread G3/8", 1 x Transport box	465	465	400



Accessories / single parts for Pressure test cap

- Suitable for Pressure test cap

Code	description	L (mm)	B (mm)	H (mm)
799 199 321	1 x O-Ring for 799199288 d315	222	222	7
799 199 322	1 x O-Ring for 799199289 d500	380	380	7
799 199 323	1 x GEKA-plus transition female thread G 3/8"	55	55	35
799 199 327	1 x Transport box for 799199288 d315	310	310	320
799 199 328	1 x Transport box for 799199289 d500	465	465	400



ELGEF Plus Clamping device topload 400

- This clamp and mounting tool is used for top-load Saddles on pipes.
- Proper use: ELGEF Plus electrofusion saddles dimension d280-400mm with outlet d63mm
- Scope of delivery: 1 base mounting clamp, 1 bracket, 2 clamping screws, 2 ratchet straps, 1 transport box

d-d (mm)	Code	Weight (kg)
280 - 400	799 350 475	20.000



ELGEF Plus Clamping device topload 630

- This clamp and mounting tool is used for top-load Saddles on pipes.
- Proper use: ELGEF Plus electrofusion saddles dimension d280-400mm with outlet d63mm
ELGEF Plus Branch fitting for dimension d280-630mm with outlet d90/110/125mm
- Scope of delivery: 1 base mounting clamp, 1 clamping attachment, 1 bracket, 2 clamping screws, 2 ratchet straps, 1 transport box

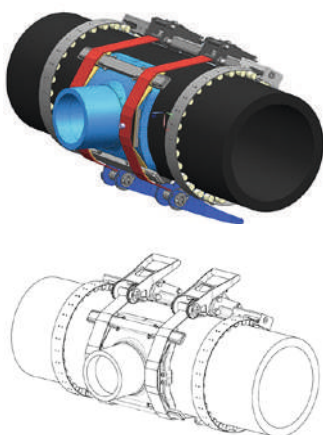
d-d (mm)	Code	Weight (kg)
280 - 630	799 350 477	28.400



ELGEF Plus Clamping attachment topload 630

- Clamping attachment as single part for extension of Topload tool 400 (799 350 475)
- Suitable for Branch fittings dimension d 280 mm – 630 mm


d-d (mm)	Code	Weight (kg)
280 - 630	799 350 476	11.343



ELGEF Plus Installation set topload TL 225

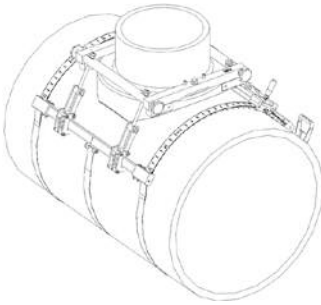
- Suitable for branch saddle d315-1000mm with spigot outlet d160/d225
- Use of set is mandatory for the installation of branch saddles
- Set includes frame with tension belts, peeling tool, clamp and transport box
- Patent pending

Code	Weight (kg)
799 300 807	48.000



ELGEF Plus Installation set topload TL 500

- Suitable for ELGEF Plus branch saddle d450-2000mm with spigot outlet d315 and d500
- Use of set is mandatory for the installation of branch saddles
- Set includes frame with tension belts, peeling tool, clamp for outlet d315mm/500mm and transport box
- Patent pending




Code Weight
(kg)

799 300 809 124.000



Accessories / single parts for Installation set Topload



Description Code SP Weight
(kg)

Transport box TL 225 (860x700x180)	799 300 923	1	18.500
Frame TL 225 incl. tension belt up to 1000mm	799 300 820	1	14.000
Peeling tool TL 225	799 300 835	1	5.600
Clamp TL 225	799 300 920	1	9.900
Peel cutter TL	799 300 831	1	0.066








ELGEF Plus Multiple use assembly tool branch saddle PE100 d140mm

- Only to be used with Branch Saddle d140mm
- Delivered as complete Kit including screws and belt

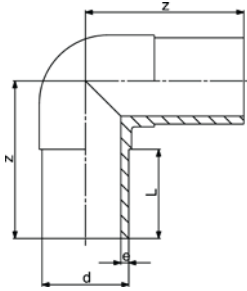
d (mm)	Code	Weight (kg)
140	193 281 027	0.724

ELGEF Plus spigot fittings

Spigot fittings for electrofusion and butt fusion		Page
	Elbows	75
	Bends	79
	Tees	88
	Reducers	94
	End caps	97



Elbows



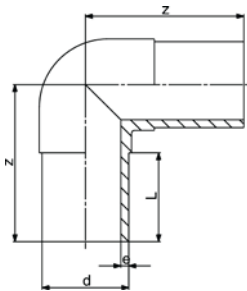
ELGEF Plus Elbow 90° PE100 d20-315mm / SDR11 / Long version

- 10 bar Gas / 16 bar Water
- * FM 1613 approved - 15 bar

d	DN	PN	SDR	Code	Weight	z	L	e	
(mm)	(mm)	(bar)			(kg)	(mm)	(mm)	(mm)	
20	15	16	11	753 101 006	0.027	75	52	3.0	
25	20	16	11	753 101 007	0.040	80	52	3.0	
32	25	16	11	753 101 008	0.056	85	54	3.0	
40	32	16	11	753 101 009	0.089	95	57	3.7	
50	40	16	11	753 101 010	0.156	105	63	4.6	
63	50	16	11	753 101 011	0.274	115	65	5.8	
75	65	16	11	753 101 012	0.414	130	72	6.8	
*	90	80	16	11	753 101 013	0.704	150	81	8.2
*	110	100	16	11	753 101 014	1.158	165	86	10.0
*	125	100	16	11	753 101 015	1.609	180	92	11.4
*	140	125	16	11	753 101 016	2.270	194	92	12.7
*	160	150	16	11	753 101 017	3.100	210	102	14.6
*	180	150	16	11	753 101 018	4.328	232	107	16.4
*	200	200	16	11	753 101 019	5.739	253	117	18.2
*	225	200	16	11	753 101 020	7.775	270	122	20.5
*	250	250	16	11	753 101 001	10.500	292	130	22.7
*	280	250	16	11	753 100 922	14.000	320	140	25.4
*	315	300	16	11	753 100 923	21.960	370	150	28.6

ELGEF Plus Elbow 90° PE100 d90-315mm / SDR17 / Long version

- 5 bar Gas / 10 bar Water

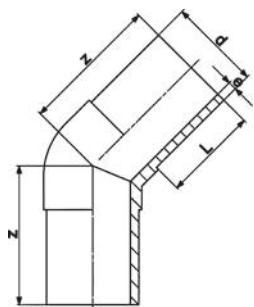


d	DN	PN	SDR	Code	Weight	z	L	e
(mm)	(mm)	(bar)			(kg)	(mm)	(mm)	(mm)
90	80	10	17	753 100 813	0.543	150	81	5.4
110	100	10	17	753 100 814	0.876	165	86	6.6
125	100	10	17	753 100 815	0.927	180	93	7.4
140	125	10	17	753 100 816	1.640	204	119	8.3
160	150	10	17	753 100 817	2.385	210	102	9.5
180	150	10	17	753 100 818	3.205	232	107	10.7
200	200	10	17	753 100 819	4.298	253	115	11.9
225	200	10	17	753 100 820	5.864	270	120	13.4
250	250	10	17	753 100 821	7.100	292	130	14.8
280	250	10	17	753 100 822	9.700	320	140	16.6
315	300	10	17	753 100 823	14.100	370	150	18.7



ELGEF Plus Elbow 45° PE100
d20-315mm / SDR11 / Long version

- 10 bar Gas / 16 bar Water
- * FM 1613 approved - 15 bar

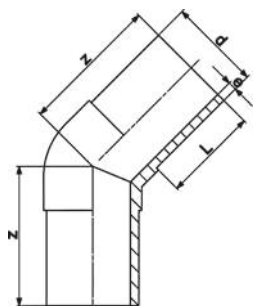


d	DN	PN	SDR	Code	Weight	z	L	e	
(mm)	(mm)	(bar)			(kg)	(mm)	(mm)	(mm)	
20	15	16	11	753 151 006	0.027	70	52	3.0	
25	20	16	11	753 151 007	0.037	75	52	3.0	
32	25	16	11	753 151 008	0.050	80	54	3.0	
40	32	16	11	753 151 009	0.086	85	57	3.7	
50	40	16	11	753 151 010	0.133	90	63	4.6	
63	50	16	11	753 151 011	0.227	95	65	5.8	
75	65	16	11	753 151 012	0.350	105	72	6.8	
*	90	80	16	11	753 151 013	0.565	120	81	8.2
*	110	100	16	11	753 151 014	0.921	130	86	10.0
*	125	100	16	11	753 151 015	1.290	140	92	11.4
*	140	125	16	11	753 151 016	1.796	164	120	12.7
*	160	150	16	11	753 151 017	2.454	162	102	14.6
*	180	150	16	11	753 151 018	3.274	170	107	16.4
*	200	200	16	11	753 151 019	4.362	186	116	18.2
*	225	200	16	11	753 151 020	5.981	200	123	20.5
*	250	250	16	11	753 151 021	8.283	220	130	22.7
*	280	250	16	11	753 150 922	10.285	230	140	25.4
*	315	300	16	11	753 150 923	14.124	250	150	28.6



ELGEF Plus Elbow 45° PE100
d90-315mm / SDR17 / long version

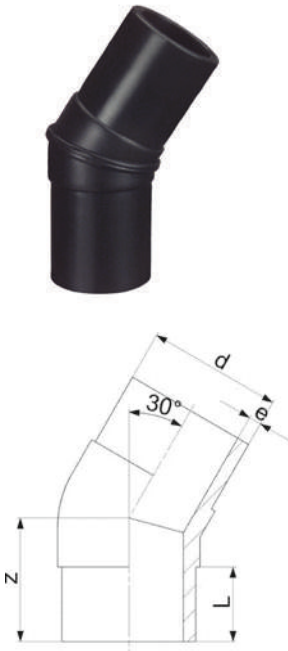
- 5 bar Gas / 10 bar Water



d	DN	PN	SDR	Code	Weight	z	L	e
(mm)	(mm)	(bar)			(kg)	(mm)	(mm)	(mm)
90	80	10	17	753 150 813	0.411	120	81	5.4
110	100	10	17	753 150 814	0.686	130	86	6.6
125	100	10	17	753 150 815	0.948	140	92	7.4
140	125	10	17	753 150 816	1.259	164	120	8.3
160	150	10	17	753 150 817	1.901	162	102	9.5
180	150	10	17	753 150 818	2.386	170	107	10.7
200	200	10	17	753 150 819	3.153	186	116	11.9
225	200	10	17	753 150 820	4.441	205	123	13.4
250	250	10	17	753 150 821	6.012	217	130	14.8
280	250	10	17	753 150 822	7.489	230	140	16.6
315	300	10	17	753 150 823	10.123	250	150	18.7

ELGEF Plus Elbow 30° PE100
d32-315mm / SDR11 / Long version

- 10 bar Gas / 16 bar Water
- Welded design



d (mm)	DN (mm)	PN (bar)	SDR	Code	Weight (kg)	z (mm)	L (mm)	e (mm)
32	25	16	11	753 120 908	0.530	70	54	3.0
40	32	16	11	753 120 909	0.530	80	57	3.7
50	40	16	11	753 120 910	0.121	80	63	4.6
63	50	16	11	753 120 911	0.207	80	65	5.8
75	65	16	11	753 120 912	0.311	90	72	6.8
90	80	16	11	753 120 913	0.510	100	81	8.2
110	100	16	11	753 120 914	0.840	105	86	10.0
125	100	16	11	753 120 915	1.174	115	92	11.4
140	125	16	11	753 120 916	1.760	135	92	12.7
160	150	16	11	753 120 917	2.155	130	102	14.6
180	150	16	11	753 120 918	2.911	140	107	16.4
200	200	16	11	753 120 919	3.892	150	116	18.2
225	200	16	11	753 120 920	5.332	165	123	20.5
250	250	16	11	753 120 921	7.307	190	130	22.7
280	250	16	11	753 120 922	10.600	200	139	25.4
315	300	16	11	753 120 923	12.775	200	150	28.6

ELGEF Plus Elbow 30° PE100
d90-315mm / SDR17 / Long version

- 5 bar Gas / 10 bar Water
- Welded design

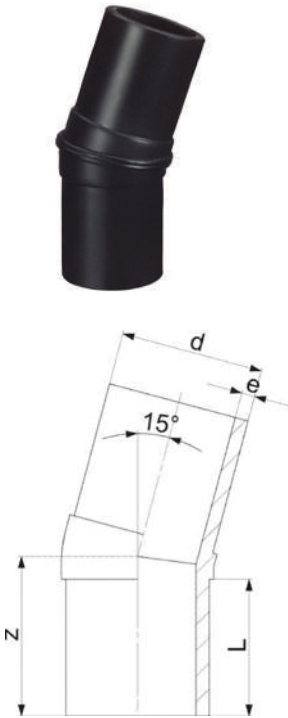


d (mm)	DN (mm)	PN (bar)	SDR	Code	Weight (kg)	z (mm)	L (mm)	e (mm)
90	80	10	17	753 120 813	0.363	110	81	5.4
110	100	10	17	753 120 814	0.607	115	86	6.6
125	100	10	17	753 120 815	0.819	125	92	7.4
140	125	10	17	753 120 816	1.112	150	92	8.3
160	150	10	17	753 120 817	1.526	140	102	9.5
180	150	10	17	753 120 818	2.040	150	107	10.7
200	200	10	17	753 120 819	2.780	160	116	11.9
225	200	10	17	753 120 820	3.798	180	123	13.4
250	250	10	17	753 120 821	5.039	200	130	14.8
280	250	10	17	753 120 822	8.100	200	139	16.6
315	300	10	17	753 120 823	8.655	220	150	18.7

ELGEF Plus Elbow 15° PE100
d32-315mm / SDR11 / Long version

- 10 bar Gas / 16 bar Water
- Welded design

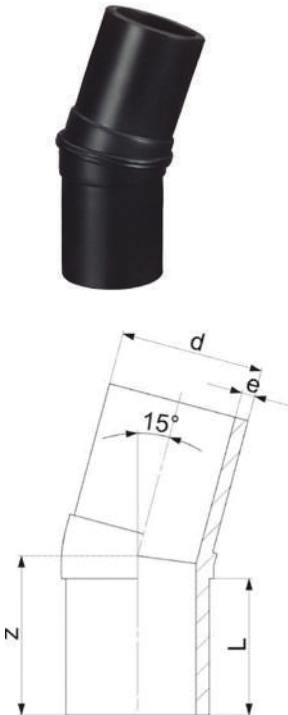
d	DN	PN	SDR	Code	Weight	z	L	e
(mm)	(mm)	(bar)			(kg)	(mm)	(mm)	(mm)
32	25	16	11	753 141 008	0.051	70	54	3
40	32	16	11	753 141 009	0.082	80	57	4
50	40	16	11	753 141 010	0.118	80	63	5
63	50	16	11	753 141 011	0.200	80	65	6
75	65	16	11	753 141 012	0.290	90	72	7
90	80	16	11	753 141 013	0.479	100	81	8
110	100	16	11	753 141 014	0.785	105	86	10
125	100	16	11	753 141 015	1.063	115	92	11
140	125	16	11	753 141 016	1.600	135	92	13
160	150	16	11	753 141 017	2.170	130	102	15
180	150	16	11	753 141 018	2.653	140	107	16
200	200	16	11	753 141 019	3.438	150	116	18
225	200	16	11	753 141 020	4.765	165	123	21
250	250	16	11	753 141 021	8.300	190	130	23
280	250	16	11	753 141 022	8.322	200	139	25
315	300	16	11	753 141 023	11.292	200	150	29



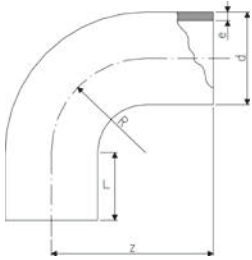
ELGEF Plus Elbow 15° PE100
d90-315mm / SDR17 / Long version

- 5 bar Gas / 10 bar Water
- Welded design

d	DN	PN	SDR	Code	Weight	z	L	e
(mm)	(mm)	(bar)			(kg)	(mm)	(mm)	(mm)
90	80	10	17	753 140 813	0.337	100	81	5
110	100	10	17	753 140 814	0.551	105	86	7
125	100	10	17	753 140 815	0.728	115	92	7
140	125	10	17	753 140 816	0.370	135	92	8
160	150	10	17	753 140 817	1.364	130	102	10
180	150	10	17	753 140 818	2.040	140	107	11
200	200	10	17	753 140 819	2.371	150	116	12
225	200	10	17	753 140 820	3.335	165	123	13
250	250	10	17	753 140 821	5.830	190	130	15
280	250	10	17	753 140 822	8.100	195	139	17
315	300	10	17	753 140 823	7.528	200	150	19



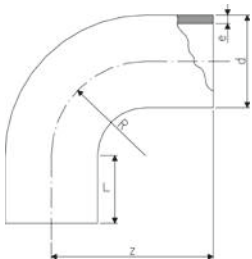
Bends



ELGEF Plus Bend 90° PE 100 d32-500mm / SDR11 / Long version

- 10 bar Gas / 16 bar Water
- Fittings are injection moulded
- Radius 1 x d

d (mm)	DN (mm)	PN (bar)	SDR	Code	Weight (kg)	z (mm)	L (mm)	R (mm)	e (mm)
32	25	16	11	753 001 008	0.042	78	46	32	2.9
40	32	16	11	753 001 009	0.090	91	49	40	3.7
50	40	16	11	753 001 010	0.160	107	55	50	4.6
63	50	16	11	753 001 011	0.280	130	63	63	5.8
75	65	16	11	753 001 012	0.464	152	70	75	6.8
90	80	16	11	753 001 013	0.530	168	79	90	8.2
110	100	16	11	753 001 014	1.282	193	82	110	10.0
125	100	16	11	753 001 015	1.290	216	87	125	11.4
140	125	16	11	753 001 016	2.230	232	92	140	12.7
160	150	16	11	753 001 017	3.424	258	98	160	14.6
180	150	16	11	753 001 018	5.000	290	105	180	16.4
200	200	16	11	753 001 019	6.925	317	112	200	18.2
225	200	16	11	753 001 020	9.770	350	120	225	20.5
250	250	16	11	753 001 021	9.230	375	130	250	22.7
280	250	16	11	753 001 022	15.487	430	150	280	25.4
315	300	16	11	753 001 023	23.950	470	150	315	28.6
355	400	16	11	753 001 124	35.631	524	174	355	32.2
400	400	16	11	753 001 125	49.177	585	188	400	36.3
450	450	16	11	753 001 126	69.120	645	195	450	40.9
500	500	16	11	753 001 127	91.040	710	212	500	45.5



ELGEF Plus Bend 90° PE 100 d90-500mm / SDR17 / Long version

- 5 bar Gas / 10 bar Water
- Fittings are injection moulded
- Radius 1.5 x d

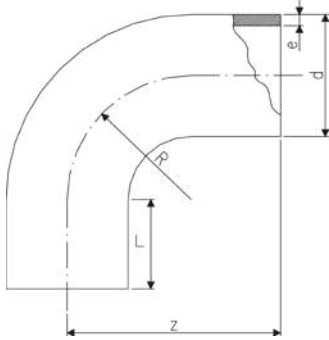
d (mm)	DN (mm)	PN (bar)	SDR	Code	Weight (kg)	L (mm)	R (mm)	z (mm)	e (mm)
90	80	10	17	753 000 813	0.520	79	90	168	5.4
110	100	10	17	753 000 814	0.942	82	110	193	6.6
125	100	10	17	753 000 815	1.300	87	125	216	7.4
140	125	10	17	753 000 816	1.789	92	140	232	8.3
160	150	10	17	753 000 817	2.410	98	160	258	9.5
180	150	10	17	753 000 818	4.000	105	180	290	10.7
200	200	10	17	753 000 819	6.500	112	200	317	11.9
225	200	10	17	753 000 820	6.414	120	225	350	13.4
250	250	10	17	753 000 821	9.940	130	250	375	14.8
280	250	10	17	753 000 822	13.795	150	280	430	16.6
315	300	10	17	753 000 823	24.000	150	315	470	18.7
355	350	10	17	753 000 924	26.026	174	355	524	21.1
400	400	10	17	753 000 925	36.793	188	400	585	23.7
450	450	10	17	753 000 926	50.720	195	450	645	26.7
500	500	10	17	753 000 927	66.940	212	500	710	29.7



ELGEF Plus Bend 90° PE 100
d32-900mm / SDR11 / Long version

Model:

- 16 bar water
- Made out of seamless pipe
- Bends made out of seamless pipe shall not be shortened
- Radius 1.5 x d
- * FM 1613 approved - 15 bar



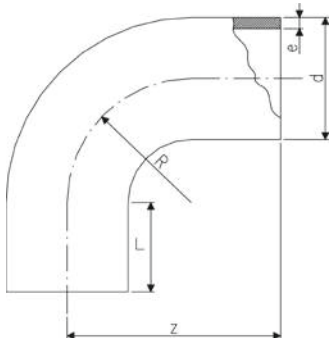
d (mm)	DN (mm)	PN (bar)	SDR	Code	Weight (kg)	L (mm)	R (mm)	z (mm)	e (mm)	
32	25	16	11	753 001 208	0.080	70	48	133	2.9	
40	32	16	11	753 001 209	0.140	75	60	150	3.7	
50	40	16	11	753 001 210	0.280	80	75	185	4.6	
63	50	16	11	753 001 211	0.450	90	95	220	5.8	
75	65	16	11	753 001 212	0.650	100	113	238	6.8	
90	80	16	11	753 001 213	1.060	100	135	310	8.2	
110	100	16	11	753 001 214	1.870	120	165	315	10.0	
125	100	16	11	753 001 215	2.920	150	188	363	11.4	
140	125	16	11	753 001 216	3.720	150	210	385	12.7	
160	150	16	11	753 001 217	5.320	150	240	415	14.6	
180	150	16	11	753 001 218	7.100	150	270	445	16.4	
200	200	16	11	753 001 219	9.120	150	300	475	18.2	
225	200	16	11	753 001 220	11.430	150	338	513	20.5	
250	250	16	11	753 001 221	18.700	250	375	650	22.7	
280	250	16	11	753 001 222	24.300	250	420	695	25.4	
315	300	16	11	753 001 223	36.800	250	473	803	28.6	
*	355	350	16	11	753 001 024	53.300	250	533	900	32.3
*	400	400	16	11	753 001 025	71.900	250	600	980	36.4
*	450	450	16	11	753 001 026	97.300	250	675	1070	40.9
*	500	500	16	11	753 001 027	134.000	280	750	1200	45.5
	560	600	16	11	753 001 028	179.300	280	840	1290	50.9
	630	600	16	11	753 001 029	243.200	280	945	1400	57.3
	710	700	16	11	753 001 032	324.000	400	1065	1415	64.5
	800	800	16	11	753 001 033	423.000	400	1200	1550	72.6
	900	900	16	11	753 001 034	615.000	400	1350	1750	81.8



ELGEF Plus Bend 90° PE100
d50-1000mm / SDR17 / Long version

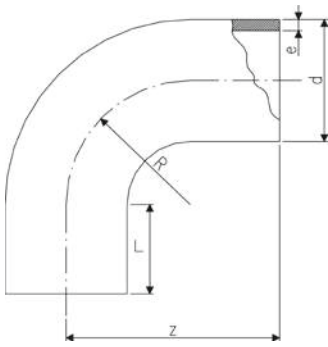
Model:

- 10 bar water
- Made out of seamless pipe
- Bends made out of seamless pipe shall not be shortened
- Radius 1.5 x d



d (mm)	DN (mm)	PN (bar)	SDR	Code	Weight (kg)	z (mm)	L (mm)	R (mm)	e (mm)
50	40	10	17	753 000 710	0.170	195	80	75	3.0
63	50	10	17	753 000 711	0.320	220	90	95	3.8
75	65	10	17	753 000 712	0.460	238	100	113	4.5
90	80	10	17	753 000 713	0.860	280	100	135	5.4
110	100	10	17	753 000 714	1.240	340	120	165	6.6
125	100	10	17	753 000 715	1.900	363	150	188	7.4
140	125	10	17	753 000 716	2.660	385	150	210	8.3
160	150	10	17	753 000 717	3.360	415	150	240	9.5
180	150	10	17	753 000 718	4.500	445	150	270	10.7
200	200	10	17	753 000 719	6.260	475	150	300	11.9
225	200	10	17	753 000 720	7.810	513	150	338	13.4
250	250	10	17	753 000 721	12.500	650	250	375	14.8
280	250	10	17	753 000 722	17.100	695	250	420	16.6
315	300	10	17	753 000 723	25.000	803	250	473	18.7
355	350	10	17	753 000 824	36.700	900	250	533	21.1

table continued on the next page

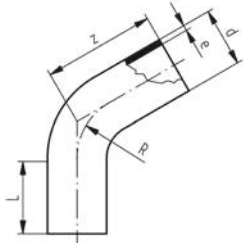


d (mm)	DN (mm)	PN (bar)	SDR	Code	Weight (kg)	z (mm)	L (mm)	R (mm)	e (mm)
400	400	10	17	753 000 825	49.700	980	250	600	23.7
450	450	10	17	753 000 826	66.600	1070	250	675	26.7
500	500	10	17	753 000 827	87.400	1200	280	750	29.7
560	600	10	17	753 000 828	116.000	1290	280	840	33.2
630	600	10	17	753 000 829	159.600	1400	280	945	37.4
710	700	10	17	753 000 832	263.000	1415	400	1065	42.1
800	800	10	17	753 000 833	284.000	1550	400	1200	47.4
900	900	10	17	753 000 834	428.000	1750	450	1350	53.3
1000	1000	10	17	753 000 835	573.000	1900	450	1500	59.3

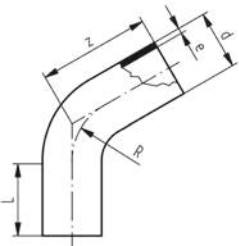


ELGEF Plus Bend 60° PE100
d32-900mm / SDR11 / Long version

- 16 bar Water
- Made out of seamless pipe
- Bends made out of seamless pipe shall not be shortened
- Radius 1.5 x d



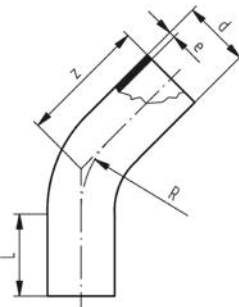
d (mm)	DN (mm)	PN (bar)	SDR	Code	Weight (kg)	R (mm)	L (mm)	z (mm)	e (mm)
32	25	16	11	753 071 008	0.070	48	80	128	2.9
40	32	16	11	753 071 009	0.120	60	80	135	3.7
50	40	16	11	753 071 010	0.240	75	100	158	4.6
63	50	16	11	753 071 011	0.420	95	100	173	5.8
75	65	16	11	753 071 012	0.600	113	100	182	6.8
90	80	16	11	753 071 013	0.900	135	100	193	8.2
110	100	16	11	753 071 014	1.780	165	150	270	10.0
125	100	16	11	753 071 015	2.500	188	150	283	11.4
140	125	16	11	753 071 016	2.700	210	150	296	12.7
160	150	16	11	753 071 017	4.574	240	150	313	14.6
180	150	16	11	753 071 018	4.900	270	150	330	16.4
200	200	16	11	753 071 019	6.400	300	150	348	18.2
225	200	16	11	753 071 020	8.600	338	150	370	20.5
250	250	16	11	753 071 021	14.500	375	250	500	22.7
280	250	16	11	753 071 022	19.100	420	250	530	25.4
315	300	16	11	753 071 023	25.600	473	250	612	28.6
355	350	16	11	753 071 024	41.700	533	300	690	32.3
400	400	16	11	753 071 025	55.800	600	300	730	36.4
450	450	16	11	753 071 026	76.000	675	300	780	40.9
500	500	16	11	753 071 027	104.600	750	350	880	45.5
560	600	16	11	753 071 028	139.500	840	350	930	50.9
630	600	16	11	753 071 029	188.500	945	350	1000	57.3
710	700	16	11	753 071 030	305.000	1065	400	900	64.5
800	800	16	11	753 071 031	385.300	1200	400	950	72.6
900	900	16	11	753 071 032	600.000	1350	400	1150	81.8



ELGEF Plus Bend 60° PE100
d90-1000mm / SDR17 / Long version

- 10 bar water
- Made out of seamless pipe
- Bends made out of seamless pipe shall not be shortened
- Radius 1.5 x d

d (mm)	DN (mm)	PN (bar)	SDR	Code	Weight (kg)	e (mm)	R (mm)	z (mm)	L (mm)
90	80	10	17	753 070 813	0.600	5.4	135	193	100
110	100	10	17	753 070 814	1.280	6.6	165	270	150
125	100	10	17	753 070 815	1.300	7.4	187	283	150
140	125	10	17	753 070 816	1.800	8.3	210	296	150
160	150	10	17	753 070 817	3.160	9.5	240	313	150
180	150	10	17	753 070 818	3.190	10.7	270	330	150
200	200	10	17	753 070 819	4.200	11.9	300	348	150
225	200	10	17	753 070 820	5.600	13.4	337	370	150
250	250	10	17	753 070 821	9.250	14.8	375	500	250
280	250	10	17	753 070 822	15.000	16.6	420	530	250
315	300	10	17	753 070 823	19.500	18.7	472	612	250
355	350	10	17	753 070 824	30.100	21.1	532	690	300
400	400	10	17	753 070 825	38.200	23.7	600	730	300
450	450	10	17	753 070 826	53.700	26.7	675	780	300
500	500	10	17	753 070 827	73.900	29.7	750	880	350
560	600	10	17	753 070 828	98.200	33.2	840	930	350
630	600	10	17	753 070 829	132.300	37.4	945	1000	350
710	700	10	17	753 070 830	213.000	42.1	1065	900	400
800	800	10	17	753 070 831	260.700	47.4	1200	950	400
900	900	10	17	753 070 832	385.500	53.3	1350	1150	450
1000	1000	10	17	753 070 833	507.600	59.3	1500	1200	450

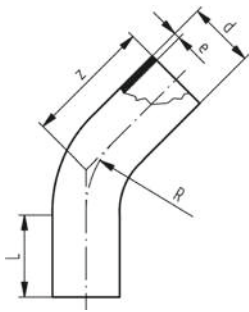


ELGEF Plus Bend 45° PE100
d32-9000mm / SDR11 / Long version

- 16 bar Water
- Made out of seamless pipe
- Bends made out of seamless pipe shall not be shortened
- Radius 1.5 x d
- * FM 1613 approved - 15 bar

d (mm)	DN (mm)	PN (bar)	SDR	Code	Weight (kg)	e (mm)	z (mm)	R (mm)	L (mm)	
32	25	16	11	753 051 008	0.077	2.9	120	48	80	
40	32	16	11	753 051 009	0.120	3.7	120	60	80	
50	40	16	11	753 051 010	0.240	4.6	149	75	100	
63	50	16	11	753 051 011	0.360	5.8	161	95	100	
75	65	16	11	753 051 012	0.560	6.8	168	113	100	
90	80	16	11	753 051 013	0.760	8.2	177	135	100	
110	100	16	11	753 051 014	1.700	10.0	243	165	150	
125	100	16	11	753 051 015	2.186	11.4	253	188	150	
140	125	16	11	753 051 016	2.800	12.7	262	210	150	
160	150	16	11	753 051 017	3.800	14.6	274	240	160	
180	150	16	11	753 051 018	5.140	16.4	287	270	150	
200	200	16	11	753 051 019	7.058	18.2	299	300	150	
225	200	16	11	753 051 020	7.400	20.5	315	338	150	
250	250	16	11	753 051 021	13.000	22.7	440	375	250	
280	250	16	11	753 051 022	22.000	25.4	460	420	250	
315	300	16	11	753 051 023	24.930	28.6	535	473	250	
*	355	350	16	11	753 051 024	39.500	32.3	620	533	300
*	400	400	16	11	753 051 025	48.500	36.4	650	600	300
*	450	450	16	11	753 051 026	69.800	40.9	680	675	300
*	500	500	16	11	753 051 027	96.300	45.5	760	750	350
	560	600	16	11	753 051 028	129.800	50.9	800	840	350

table continued on the next page

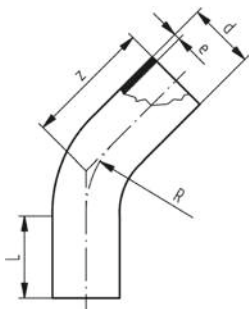


d	DN	PN	SDR	Code	Weight	e	z	R	L
(mm)	(mm)	(bar)			(kg)	(mm)	(mm)	(mm)	(mm)
630	600	16	11	753 051 029	174.000	57.3	870	945	350
710	700	16	11	753 051 030	286.000	64.5	900	1065	400
800	800	16	11	753 051 031	340.000	72.6	950	1200	400
900	900	16	11	753 051 032	516.400	81.8	1150	1350	400



ELGEF Plus Bend 45° PE100
d90-1000mm / SDR17 / Long version

- 10 bar water
- Made out of seamless pipe
- Bends made out of seamless pipe shall not be shortened
- Radius 1.5 x d

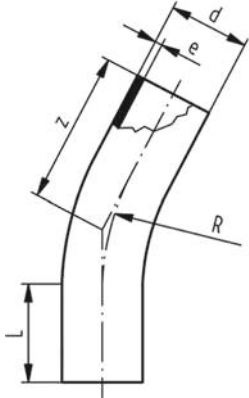


d	DN	PN	SDR	Code	Weight	R	e	z	L
(mm)	(mm)	(bar)			(kg)	(mm)	(mm)	(mm)	(mm)
90	80	10	17	753 050 813	0.600	135	5.4	177	100
110	100	10	17	753 050 814	1.208	165	6.6	243	150
125	100	10	17	753 050 815	1.540	188	7.4	253	150
140	125	10	17	753 050 816	1.720	210	8.3	262	150
160	150	10	17	753 050 817	2.200	240	9.5	274	150
180	150	10	17	753 050 818	3.000	270	10.7	287	150
200	200	10	17	753 050 819	3.700	300	11.9	299	150
225	200	10	17	753 050 820	5.000	338	13.4	315	150
250	250	10	17	753 050 821	10.691	375	14.8	440	250
280	250	10	17	753 050 822	15.000	420	16.6	460	250
315	300	10	17	753 050 823	17.800	473	18.7	535	250
355	350	10	17	753 050 824	25.600	533	21.1	620	300
400	400	10	17	753 050 825	36.600	600	23.7	650	300
450	450	10	17	753 050 826	45.300	675	26.7	680	300
500	500	10	17	753 050 827	62.400	750	29.7	760	350
560	600	10	17	753 050 828	81.900	840	33.2	800	350
630	600	10	17	753 050 829	197.000	945	37.4	870	350
710	700	10	17	753 050 830	190.200	1065	42.1	900	400
800	800	10	17	753 050 831	218.100	1200	47.4	950	400
900	900	10	17	753 050 832	324.900	1350	53.3	1150	450
1000	1000	10	17	753 050 833	421.000	1500	59.3	1200	450



ELGEF Plus Bend 30° PE100
d32-900mm / SDR11 / Long version

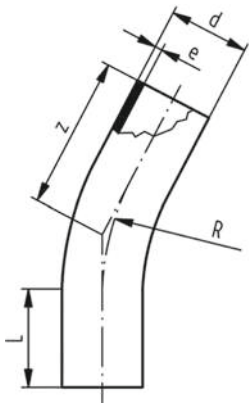
- 16 bar Water
- Made out of seamless pipe
- Bends made out of seamless pipe shall not be shortened
- Radius 1.5 x d



d (mm)	DN (mm)	PN (bar)	SDR	Code	Weight (kg)	L (mm)	z (mm)	e (mm)	R (mm)
32	25	16	11	753 061 008	0.077	80	113	2.9	48
40	32	16	11	753 061 009	0.120	80	116	3.7	60
50	40	16	11	753 061 010	0.200	100	140	4.6	75
63	50	16	11	753 061 011	0.400	100	150	5.8	95
75	65	16	11	753 061 012	0.520	100	155	6.8	113
90	80	16	11	753 061 013	0.760	100	160	8.2	135
110	100	16	11	753 061 014	1.689	150	219	10.0	165
125	100	16	11	753 061 015	2.096	150	225	11.4	188
140	125	16	11	753 061 016	2.200	150	231	12.7	210
160	150	16	11	753 061 017	3.650	150	239	14.6	240
180	150	16	11	753 061 018	4.782	150	247	16.4	270
200	200	16	11	753 061 019	5.777	150	255	18.2	300
225	200	16	11	753 061 020	6.300	150	266	20.5	338
250	250	16	11	753 061 021	13.100	250	385	22.7	375
280	250	16	11	753 061 022	16.300	250	400	25.4	420
315	300	16	11	753 061 023	21.850	250	460	28.6	473
355	350	16	11	753 061 024	34.900	300	540	32.3	533
400	400	16	11	753 061 025	45.900	300	560	36.4	600
450	450	16	11	753 061 026	60.200	300	580	40.9	675
500	500	16	11	753 061 027	83.300	350	630	45.5	750
560	600	16	11	753 061 028	108.600	350	680	50.9	840
630	600	16	11	753 061 029	148.300	350	730	57.3	945
710	700	16	11	753 061 030	267.000	400	900	64.5	1065
800	800	16	11	753 061 031	295.500	400	950	72.6	1200
900	900	16	11	753 061 032	550.000	400	1150	81.8	1350

ELGEF Plus Bend 30° PE100
d90-1000mm / SDR17 / Long version

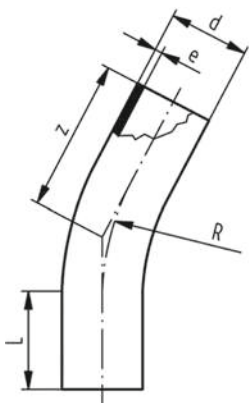
- 10 bar water
- Made out of seamless pipe
- Bends made out of seamless pipe shall not be shortened
- Radius 1.5 x d



d	DN	PN	SDR	Code	Weight	z	L	R	e
(mm)	(mm)	(bar)			(kg)	(mm)	(mm)	(mm)	(mm)
90	80	10	17	753 060 813	0.500	160	100	135	5.4
110	100	10	17	753 060 814	1.060	219	150	165	6.6
125	100	10	17	753 060 815	1.100	225	150	188	7.4
140	125	10	17	753 060 816	1.720	231	150	210	8.3
160	150	10	17	753 060 817	2.565	239	150	240	9.5
180	150	10	17	753 060 818	3.389	247	150	270	10.7
200	200	10	17	753 060 819	4.213	255	150	300	11.9
225	200	10	17	753 060 820	7.540	266	150	338	13.4
250	250	10	17	753 060 821	11.600	385	250	375	14.8
280	250	10	17	753 060 822	12.800	400	250	420	16.6
315	300	10	17	753 060 823	25.000	460	250	473	18.7
355	350	10	17	753 060 824	22.700	540	300	533	21.1
400	400	10	17	753 060 825	29.800	560	300	600	23.7
450	450	10	17	753 060 826	39.100	580	300	675	26.7
500	500	10	17	753 060 827	54.000	650	350	750	29.7
560	600	10	17	753 060 828	70.300	680	350	840	33.2
630	600	10	17	753 060 829	95.800	730	350	945	37.4
710	700	10	17	753 060 830	177.000	900	400	1065	42.1
800	800	10	17	753 060 831	195.600	950	400	1200	47.4
900	900	10	17	753 060 832	242.200	1150	450	1350	53.3
1000	1000	10	17	753 060 833	421.000	1200	450	1500	59.3

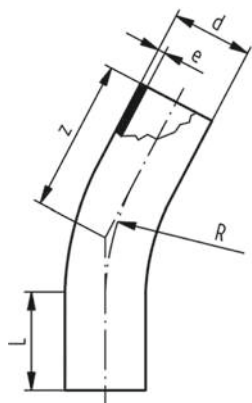
ELGEF Plus Bend 22° PE100
d32-900mm / SDR11 / Long version

- 16 bar Water
- Made out of seamless pipe
- Bends made out of seamless pipe shall not be shortened
- Radius 1.5 x d



d	DN	PN	SDR	Code	Weight	z	L	R	e
(mm)	(mm)	(bar)			(kg)	(mm)	(mm)	(mm)	(mm)
32	25	16	11	753 081 008	0.077	113	80	48	2.9
40	32	16	11	753 081 009	0.120	116	80	60	3.7
50	40	16	11	753 081 010	0.200	140	100	75	4.6
63	50	16	11	753 081 011	0.400	150	100	95	5.8
75	65	16	11	753 081 012	0.520	155	100	113	6.8
90	80	16	11	753 081 013	0.760	160	100	135	8.2
110	100	16	11	753 081 014	1.500	219	150	165	10.0
125	100	16	11	753 081 015	2.000	225	150	188	11.4
140	125	16	11	753 081 016	2.200	231	150	210	12.7
160	150	16	11	753 081 017	3.300	239	150	240	14.6
180	150	16	11	753 081 018	3.700	247	150	270	16.4
200	200	16	11	753 081 019	4.750	255	150	300	18.2
225	200	16	11	753 081 020	6.300	266	150	338	20.5
250	250	16	11	753 081 021	14.015	385	250	375	22.7
280	250	16	11	753 081 022	18.510	400	250	420	25.4
315	300	16	11	753 081 023	21.845	460	250	473	28.6
355	350	16	11	753 081 024	34.900	540	300	533	32.3
400	400	16	11	753 081 025	45.900	560	300	600	36.4
450	450	16	11	753 081 026	60.200	580	300	675	40.9
500	500	16	11	753 081 027	83.300	650	350	750	45.5
560	600	16	11	753 081 028	108.600	680	350	840	50.9

table continued on the next page

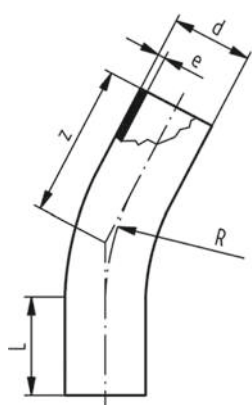


d	DN	PN	SDR	Code	Weight	z	L	R	e
(mm)	(mm)	(bar)			(kg)	(mm)	(mm)	(mm)	(mm)
630	600	16	11	753 081 029	148.300	730	350	945	57.3
710	700	16	11	753 081 030	267.000	900	400	1065	64.5
800	800	16	11	753 081 031	292.500	950	400	1200	72.6
900	900	16	11	753 081 032	506.400	1150	400	1350	81.8



ELGEF Plus Bend 22° PE100
d32-900mm / SDR17 / Long version

- 10 bar water
- Made out of seamless pipe
- Bends made out of seamless pipe shall not be shortened
- Radius 1.5 x d

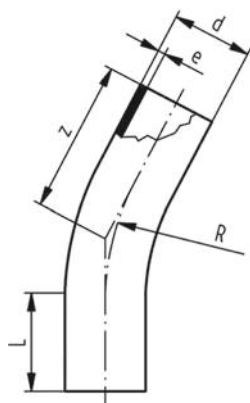


d	DN	PN	SDR	Code	Weight	R	e	z	L
(mm)	(mm)	(bar)			(kg)	(mm)	(mm)	(mm)	(mm)
90	80	10	17	753 080 813	0.500	135	5	160	100
110	100	10	17	753 080 814	1.060	165	7	219	150
125	100	10	17	753 080 815	1.100	188	7	225	150
140	125	10	17	753 080 816	1.720	210	8	231	150
160	150	10	17	753 080 817	1.900	240	10	239	150
180	150	10	17	753 080 818	3.318	270	11	247	150
200	200	10	17	753 080 819	3.200	300	12	255	150
225	200	10	17	753 080 820	5.431	338	13	266	150
250	250	10	17	753 080 821	9.904	375	15	385	250
280	250	10	17	753 080 822	12.800	420	17	400	250
315	300	10	17	753 080 823	14.144	473	19	460	250
355	350	10	17	753 080 824	22.700	533	21	540	300
400	400	10	17	753 080 825	29.800	600	24	560	300
450	450	10	17	753 080 826	39.100	675	27	580	300
500	500	10	17	753 080 827	54.000	750	30	650	350
560	600	10	17	753 080 828	70.300	840	33	680	350
630	600	10	17	753 080 829	95.800	945	37	730	350
710	700	10	17	753 080 830	177.000	1065	42	900	400
800	800	10	17	753 080 831	195.600	1200	47	950	400
900	900	10	17	753 080 832	231.900	1350	53	1150	450
1000	1000	10	17	753 080 833	421.000	1500	59	1200	450



ELGEF Plus Bend 11° PE100
d32-900mm / SDR11 / Long version

- 16 bar Water
- Made out of seamless pipe
- Bends made out of seamless pipe shall not be shortened
- Radius 1.5 x d

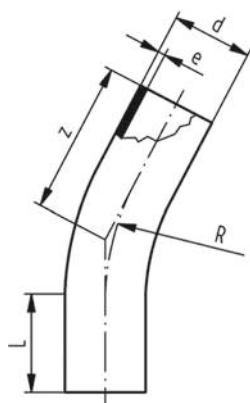


d	DN	PN	SDR	Code	Weight	L	e	z	R
(mm)	(mm)	(bar)			(kg)	(mm)	(mm)	(mm)	(mm)
32	25	16	11	753 091 008	0.077	80	3	113	48
40	32	16	11	753 091 009	0.120	80	4	116	60
50	40	16	11	753 091 010	0.200	100	5	140	75
63	50	16	11	753 091 011	0.400	100	6	150	95
75	65	16	11	753 091 012	0.520	100	7	155	113
90	80	16	11	753 091 013	0.760	100	8	160	135
110	100	16	11	753 091 014	1.500	150	10	219	165
125	100	16	11	753 091 015	2.000	150	11	225	188
140	125	16	11	753 091 016	2.200	150	13	231	210
160	150	16	11	753 091 017	3.300	150	15	239	240
180	150	16	11	753 091 018	3.700	150	16	247	270
200	200	16	11	753 091 019	4.750	150	18	255	300
225	200	16	11	753 091 020	7.773	150	21	266	338
250	250	16	11	753 091 021	13.100	250	23	385	375
280	250	16	11	753 091 022	16.300	250	25	400	420
315	300	16	11	753 091 023	21.845	250	29	460	473
355	350	16	11	753 091 024	34.900	300	32	540	533
400	400	16	11	753 091 025	45.900	300	36	560	600
450	450	16	11	753 091 026	60.200	300	41	580	675
500	500	16	11	753 091 027	83.300	350	46	650	750
560	600	16	11	753 091 028	108.600	350	51	680	840
630	600	16	11	753 091 029	148.300	350	57	730	945
710	700	16	11	753 091 030	267.000	400	65	900	1065
800	800	16	11	753 091 031	292.500	400	73	950	1200
900	900	16	11	753 091 032	506.400	400	82	1150	1350



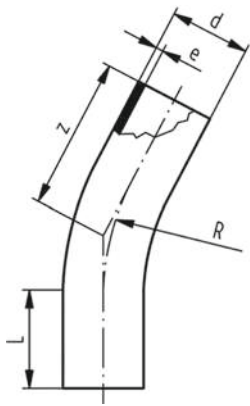
ELGEF Plus Bend 11° PE100
d90-1000mm / SDR17 / Long version

- 10 bar water
- Made out of seamless pipe
- Bends made out of seamless pipe shall not be shortened
- Radius 1.5 x d



d	DN	PN	SDR	Code	Weight	z	L	R	e
(mm)	(mm)	(bar)			(kg)	(mm)	(mm)	(mm)	(mm)
90	80	10	17	753 090 813	0.500	160	100	135	5
110	100	10	17	753 090 814	1.060	219	150	165	7
125	100	10	17	753 090 815	1.100	225	150	188	7
140	125	10	17	753 090 816	1.720	231	150	210	8
160	150	10	17	753 090 817	2.653	239	150	240	10
180	150	10	17	753 090 818	2.500	247	150	270	11
200	200	10	17	753 090 819	4.308	255	150	300	12
225	200	10	17	753 090 820	7.540	266	150	338	13
250	250	10	17	753 090 821	11.600	385	250	375	15
280	250	10	17	753 090 822	12.800	400	250	420	17
315	300	10	17	753 090 823	25.000	460	250	473	19
355	350	10	17	753 090 824	22.700	540	300	533	21
400	400	10	17	753 090 825	29.800	560	300	600	24
450	450	10	17	753 090 826	39.100	580	300	675	27
500	500	10	17	753 090 827	54.000	650	350	750	30
560	600	10	17	753 090 828	70.300	680	350	840	33
630	600	10	17	753 090 829	95.800	730	350	945	37

table continued on the next page

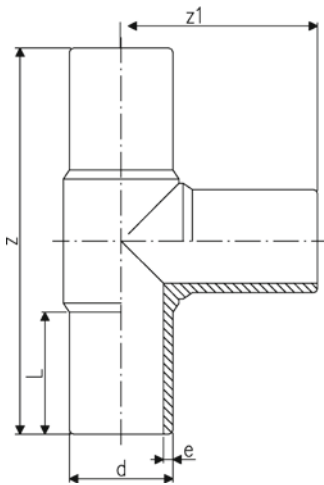


d (mm)	DN (mm)	PN (bar)	SDR	Code	Weight (kg)	z (mm)	L (mm)	R (mm)	e (mm)
710	700	10	17	753 090 830	177.000	900	400	1065	42
800	800	10	17	753 090 831	195.600	950	400	1200	47
900	900	10	17	753 090 832	187.500	1150	450	1350	53
1000	1000	10	17	753 090 833	421.000	1200	450	1500	59

Tees

ELGEF Plus Tee 90° equal PE100 d20-800mm / SDR11 / Long version

- 10 bar Gas / 16 bar Water
- * Machined with welded pipes
- ** FM 1613 approved - PN 15

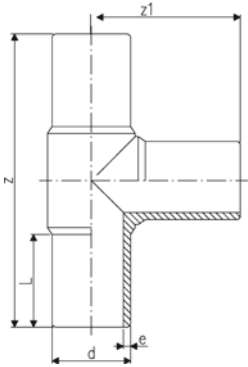


d (mm)	DN (mm)	PN (bar)	SDR	Code	Weight (kg)	z (mm)	z1 (mm)	L (mm)	e (mm)
20	15	16	11	753 201 006	0.038	150	75	52	3.0
25	20	16	11	753 201 007	0.054	160	80	52	3.0
32	25	16	11	753 201 008	0.077	170	85	54	3.0
40	32	16	11	753 201 009	0.130	190	95	57	3.7
50	40	16	11	753 201 010	0.214	210	105	63	4.6
63	50	16	11	753 201 011	0.376	230	115	65	5.8
75	65	16	11	753 201 012	0.599	264	132	72	6.8
** 90	80	16	11	753 201 013	1.021	300	150	81	8.2
** 110	100	16	11	753 201 014	1.612	330	165	86	10.0
** 125	100	16	11	753 201 015	2.420	366	183	92	11.4
** 140	125	16	11	753 201 016	3.090	393	193	92	12.7
** 160	150	16	11	753 201 017	4.403	420	210	102	14.6
** 180	150	16	11	753 201 018	6.014	460	230	107	16.4
** 200	200	16	11	753 201 019	8.480	500	250	117	18.2
** 225	200	16	11	753 201 020	11.507	540	270	122	20.5
** 250	250	16	11	753 201 001	14.099	575	288	130	22.7
** 280	250	16	11	753 200 902	18.670	615	308	139	25.4
** 315	300	16	11	753 200 903	26.150	695	346	150	28.6
355	350	16	11	753 200 024	38.900	820	410	170	32.3
400	400	16	11	753 200 025	53.400	900	450	190	36.4
450	450	16	11	753 200 026	73.400	980	490	200	40.9
500	500	16	11	753 200 027	98.500	1070	535	220	45.5
560	600	16	11	753 200 028	142.000	1200	600	245	50.9
630	600	16	11	753 200 029	205.500	1300	650	265	57.3
* 710	700	16	11	753 201 120	318.698	1720	860	450	64.5
* 800	800	16	11	753 201 121	409.142	1780	890	450	72.6



ELGEF Plus Tee 90° equal PE100
d90-800mm / SDR17 / Long version

- 5 bar Gas / 10 bar Water
- * Machined with welded pipes



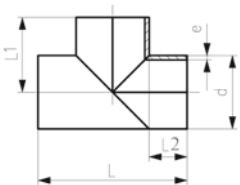
d	SDR	PN	DN	Code	Weight	z	z1	L	e
(mm)		(bar)	(mm)		(kg)	(mm)	(mm)	(mm)	(mm)
90	17	10	80	753 200 813	0.777	300	150	80	5.4
110	17	10	100	753 200 814	1.231	330	165	86	6.6
125	17	10	100	753 200 815	1.690	366	183	92	7.4
140	17	10	125	753 200 816	2.202	396	196	92	8.3
160	17	10	150	753 200 817	3.201	428	214	104	9.5
180	17	10	150	753 200 818	4.287	460	230	105	10.7
200	17	10	200	753 200 819	5.889	500	250	115	11.9
225	17	10	200	753 200 820	7.886	540	270	122	13.4
250	17	10	250	753 200 821	10.000	575	288	130	14.8
280	17	10	250	753 200 802	13.350	615	308	139	16.6
315	17	10	300	753 200 803	17.985	695	346	150	18.7
355	17	10	350	753 200 124	26.100	820	410	170	21.1
400	17	10	400	753 200 125	35.700	900	450	190	23.7
450	17	10	450	753 200 126	49.400	980	490	200	26.7
500	17	10	500	753 200 127	66.100	1070	535	220	29.7
560	17	10	600	753 200 128	132.000	1200	600	245	33.2
630	17	10	600	753 200 129	139.000	1300	650	265	37.4
*	710	17	700	753 201 920	223.440	1720	860	430	42.1
*	800	17	800	753 201 921	289.460	1780	890	415	47.4



ELGEF Plus Tee 90° equal PE100
d710-1000mm / SDR17 / Long version

Model:

- Conventional butt-welding according to DVS 2207
- Production process: segment welded
- Does not conform to pressure rating. Pressure reduction factor of 0.6
- 5 bar water
- Long spigot version



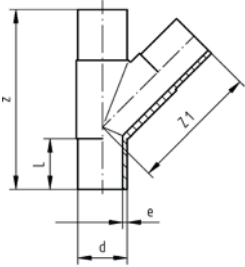
d	DN	PN	SDR	Code	Weight	L	L1	L2	e
(mm)	(mm)	(bar)			(kg)	(mm)	(mm)	(mm)	(mm)
710	700	10	17	753 202 810	158.180	1410	705	350	42.1
800	800	10	17	753 202 811	210.302	1500	750	350	47.4
900	900	10	17	753 202 812	302.118	1700	850	400	53.3
1000	1000	10	17	753 202 813	457.054	2040	1020	520	59.3



**ELGEF Plus Tee 45° equal PE100
d50-110mm / SDR11 / Long version**

- 10 bar Gas / 16 bar Water

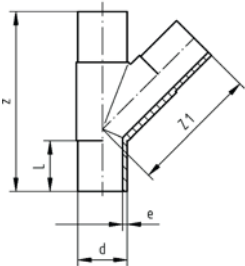
d (mm)	DN (mm)	PN (bar)	SDR	Code	Weight (kg)	z (mm)	z1 (mm)	L (mm)	e (mm)
50	40	16	11	753 251 010	0.300	218	139	56	4.6
63	50	16	11	753 251 011	0.440	255	156	65	6.2
75	65	16	11	753 251 012	0.800	299	190	77	6.8
90	80	16	11	753 251 013	1.373	367	234	85	8.2
110	100	16	11	753 251 014	1.800	397	260	90	10.0



**ELGEF Plus Tee 45° equal PE100
d90-110mm / SDR17 / Long version**

- 5 bar Gas / 10 bar Water

d (mm)	SDR	PN (bar)	DN (mm)	Code	Weight (kg)	z (mm)	z1 (mm)	L (mm)	e (mm)
90	17	10	80	753 251 063	0.800	371	236	88	5.4
110	17	10	100	753 251 064	1.400	400	259	92	6.6

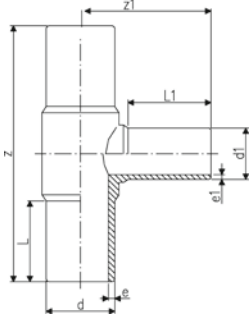




ELGEF Plus Tee 90° reduced PE100
d63-d315mm / SDR11 / Long version

Model:

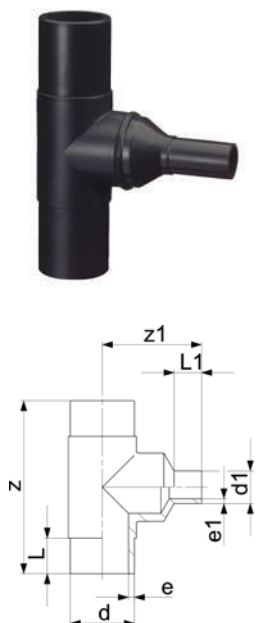
- Pressure rating: 16 bar water / 10 bar gas
- Fittings are injection moulded
- * FM 1613 approved - 15 bar



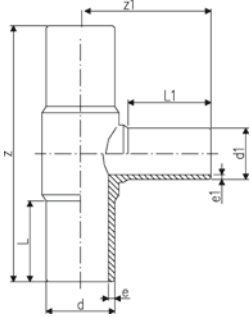
d	d1	SDR	PN	DN	Code	Weight	z	z1	L	L1	e	e1
(mm)	(mm)		(bar)	(mm)		(kg)	(mm)	(mm)	(mm)	(mm)	(mm)	(mm)
63	32	11	16	50	753 201 022	0.300	218	86	65	47	5.8	3.0
63	40	11	16	50	753 201 026	0.312	230	107	67	58	5.8	3.7
63	50	11	16	50	753 201 021	0.300	218	100	65	59	5.8	4.6
75	32	11	16	65	753 201 023	0.455	248	98	73	46	6.8	3.0
75	50	11	16	65	753 201 024	0.485	248	109	73	58	6.8	4.6
75	63	11	16	65	753 201 025	0.520	248	118	73	65	6.8	5.8
90	50	11	16	80	753 201 027	0.794	280	120	79	55	8.2	4.6
90	63	11	16	80	753 201 029	0.775	282	127	79	63	8.2	5.8
90	75	11	16	80	753 201 055	0.800	286	132	80	75	8.2	6.8
110	63	11	16	100	753 201 028	1.409	322	148	87	63	10.0	5.8
110	75	11	16	100	753 201 131	1.382	324	155	85	74	6.6	4.5
110	90	11	16	100	753 201 032	1.275	322	164	86	79	10.0	8.2
125	90	11	16	100	753 201 132	1.560	354	165	90	82	7.4	5.4
125	110	11	16	100	753 201 133	2.097	350	167	90	85	7.4	6.6
160	63	11	16	150	753 201 034	2.680	416	174	105	65	14.6	5.8
160	75	11	16	150	753 201 880	2.295	410	180	103	73	14.6	6.8
160	90	11	16	150	753 201 036	2.775	415	190	101	79	14.6	8.2
160	110	11	16	150	753 201 037	3.300	415	200	101	82	14.6	10.0
180	90	11	16	150	753 201 881	4.857	476	200	108	82	16.3	8.2
180	110	11	16	150	753 201 882	4.750	480	202	107	84	16.3	10
180	160	11	16	150	753 201 883	4.715	480	220	110	101	16.3	14.6
200	63	11	16	200	753 201 073	7.300	503	196	122	63	18.2	5.8
200	90	11	16	200	753 201 074	9.730	500	216	122	79	18.2	8.2
200	110	11	16	200	753 201 075	7.120	505	219	122	82	18.2	10.0
200	160	11	16	200	753 201 076	9.730	500	237	122	98	18.2	14.6
225	75	11	16	200	753 201 039	9.880	560	219	120	70	20.5	6.8
225	90	11	16	200	753 201 040	6.633	555	228	120	80	20.5	8.2
225	110	11	16	200	753 201 041	10.010	559	238	120	82	20.5	10.0
225	160	11	16	200	753 201 042	8.095	555	258	120	98	20.5	14.6
225	180	11	16	200	753 201 043	9.375	559	284	120	105	20.5	16.4
250	110	11	16	250	753 201 078	11.820	584	284	130	82	22.7	10.0
250	160	11	16	250	753 201 079	12.302	586	266	127	98	22.7	14.6
*	315	90	11	300	753 201 154	16.700	520	165	90	83	28.6	5.4
*	315	110	11	300	753 201 051	15.300	705	282	150	82	28.6	10.0
	315	160	11	300	753 201 052	22.998	705	301	150	102	28.6	14.6
	315	200	11	175	753 201 152	18.710	680	313	155	117	28.6	18.2
	315	225	11	175	753 201 153	20.160	680	320	153	125	28.6	20.5
	315	250	11	300	753 201 054	24.243	695	331	150	130	28.6	22.7

ELGEF Plus Tee 90° reduced PE100
d25-400mm / SDR11 / Welded reducer / Long version

• 10 bar Gas / 16 bar Water



d	d1	DN	PN	SDR	Code	Weight	z	z1	L	L1	e	e1
(mm)	(mm)	(mm)	(bar)			(kg)	(mm)	(mm)	(mm)	(mm)	(mm)	(mm)
25	20	20	16	11	753 201 002	0.053	160		52	52	3.0	3.0
32	20	25	16	11	753 201 003	0.094	170	105	54	52	3.0	3.0
32	25	25	16	11	753 201 004	0.098	170	110	54	52	3.0	3.0
40	20	32	16	11	753 201 005	0.124	190	120	57	52	3.7	3.0
40	25	32	16	11	753 201 069	0.160	190	120	57	52	3.7	3.0
40	32	32	16	11	753 201 070	0.160	190	120	57	52	3.7	3.0
50	20	40	16	11	753 201 072	0.252	210	140	63	52	4.6	3.0
50	25	40	16	11	753 201 077	0.203	210	130	63	52	4.6	3.0
50	32	40	16	11	753 201 080	0.207	210	130	63	53	4.6	3.0
50	40	40	16	11	753 201 081	0.224	210	130	63	57	4.6	3.7
75	40	65	16	11	753 201 084	0.603	264	180	72	57	6.8	3.7
125	63	100	16	11	753 201 085	2.359	366	225	92	61	11.4	5.8
125	75	100	16	11	753 201 086	2.434	366	235	92	72	11.4	6.8
140	75	125	16	11	753 201 087	3.038	396	230	92	70	12.7	6.8
140	90	125	16	11	753 201 089	3.092	396	235	92	79	12.7	8.2
140	110	125	16	11	753 201 090	3.208	396	240	92	82	12.7	10.0
140	125	125	16	11	753 201 091	4.170	396	240	92	90	12.7	11.4
160	125	150	16	11	753 201 092	4.544	420	265	102	92	14.6	11.4
160	140	150	16	11	753 201 093	5.895	420	270	102	96	14.6	12.7
180	125	150	16	11	753 201 094	6.111	460	285	107	92	16.4	11.4
180	140	150	16	11	753 201 095	6.317	460	295	107	110	16.4	12.7
200	125	200	16	11	753 201 096	8.424	500	295	117	92	18.2	11.4
200	140	200	16	11	753 201 097	10.570	500	310	117	110	18.2	12.7
200	180	200	16	11	753 201 098	9.031	500	310	117	110	18.2	16.4
225	125	200	16	11	753 201 099	11.260	540	320	122	92	20.5	11.4
225	140	200	16	11	753 201 100	14.574	540	335	122	110	20.5	12.7
225	200	200	16	11	753 201 101	14.925	540	340	122	117	20.5	18.2
250	180	250	16	11	753 201 102	14.327	576	350	130	105	22.7	16.4
250	200	250	16	11	753 201 103	19.220	576	360	130	112	22.7	18.2
250	225	250	16	11	753 201 104	15.240	576	390	130	120	22.7	20.5
280	200	250	16	11	753 201 105	24.520	616	420	139	112	25.4	18.2
280	225	250	16	11	753 201 106	21.755	616	420	139	120	25.4	20.5
280	250	250	16	11	753 201 107	21.055	616	420	139	130	25.4	22.7
315	280	300	16	11	753 201 109	34.950	690	480	150	139	28.6	25.4
355	250	350	16	11	753 201 110	48.900	818	530	165	130	32.3	22.7
355	280	350	16	11	753 201 111	49.300	818	480	165	139	32.3	25.4
355	315	350	16	11	753 201 112	49.690	818	480	165	150	32.3	28.6
400	280	400	16	11	753 201 113	52.915	910	530	180	139	36.4	25.4
400	315	400	16	11	753 201 114	53.625	910	580	180	150	36.4	28.6
400	355	400	16	11	753 201 115	54.075	910	675	180	165	36.4	32.3



ELGEF Plus Tee 90° reduced PE100
d90-d315mm / SDR17 / Long version

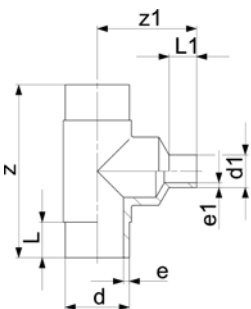
Model:

- Pressure rating: 10 bar water / 5 bar gas
- Fittings are injection moulded

d (mm)	d1 (mm)	SDR	PN	DN (mm)	Code	Weight (kg)	z (mm)	z1 (mm)	L (mm)	L1 (mm)	e (mm)	e1 (mm)
90	50	17	10	80	753 201 827	0.630	275	117	79	55	5.4	3.0
90	63	17	10	80	753 200 829	0.560	275	123	79	63	5.4	3.8
90	75	17	10	80	753 201 855	0.580	286	132	80	75	5.4	4.5
110	63	17	10	100	753 200 828	1.010	318	147	82	63	6.6	3.8
110	75	17	10	100	753 200 131	1.029	324	155	85	74	10.0	6.8
110	90	17	10	100	753 200 832	0.941	318	158	82	79	6.6	5.4
125	90	17	10	100	753 200 132	1.560	354	165	90	82	11.4	8.2
125	110	17	10	100	753 200 133	1.500	354	167	90	85	11.4	10.0
160	63	17	10	150	753 200 834	2.554	330	130	86	63	9.5	3.8
160	75	17	10	150	753 200 880	1.920	420	180	105	75	9.5	4.5
160	90	17	10	150	753 200 836	1.972	410	188	98	79	9.5	5.4
160	110	17	10	150	753 200 837	2.716	410	195	98	82	9.5	6.6
180	90	17	10	150	753 200 881	2.780	484	200	110	82	10.7	5.4
180	110	17	10	150	753 200 150	4.320	486	205	110	86	10.7	6.6
180	160	17	10	150	753 200 882	5.560	484	220	110	100	18.7	9.5
200	63	17	10	200	753 201 873	6.800	500	190	122	63	11.9	3.8
200	90	17	10	200	753 201 874	6.900	500	207	122	79	11.9	5.4
200	110	17	10	200	753 201 875	5.097	500	215	122	82	11.9	6.6
200	160	17	10	200	753 201 876	7.400	500	234	122	98	11.9	9.5
225	75	17	10	200	753 200 839	7.128	555	277	120	70	13.4	4.5
225	90	17	10	200	753 200 840	4.732	555	226	127	80	13.4	5.4
225	110	17	10	200	753 200 841	4.700	555	235	127	82	13.4	6.6
225	160	17	10	200	753 200 842	5.922	555	253	127	98	13.4	9.5
225	180	17	10	200	753 200 843	7.211	550	280	120	105	13.4	10.7
250	110	17	10	250	753 201 878	8.185	575	242	130	82	14.8	6.6
250	160	17	10	250	753 201 879	9.800	575	261	130	98	14.8	9.5
315	110	17	10	300	753 200 851	15.621	695	277	150	82	18.7	6.6
315	160	17	10	300	753 200 852	12.200	695	296	150	102	18.7	9.5
315	200	17	10	300	753 200 152	17.910	690	313	155	117	18.7	11.9
315	225	17	10	300	753 200 153	16.035	690	320	155	125	18.7	13.4
315	250	17	10	300	753 200 854	15.500	695	325	150	130	18.7	14.8

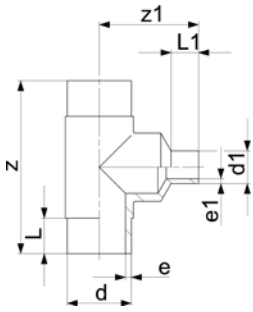
ELGEF Plus Tee 90° reduced PE100
d125-400mm / SDR17 / Welded reducer / Long version

- 5 bar Gas / 10 bar Water

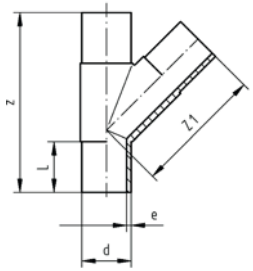


d (mm)	d1 (mm)	DN (mm)	PN (bar)	SDR	Code	Weight (kg)	z (mm)	z1 (mm)	L1 (mm)	L (mm)	e (mm)	e1 (mm)
125	63	100	10	17	753 200 801	1.752	366	215	61	92	7.4	3.8
125	75	100	10	17	753 200 810	1.806	366	235	72	92	7.4	4.5
140	75	125	10	17	753 200 812	2.820	396	240	70	92	8.3	4.5
140	90	125	10	17	753 200 822	2.211	396	240	78	92	8.3	5.4
140	110	125	10	17	753 200 823	2.266	396	235	82	92	8.3	6.6
140	125	125	10	17	753 200 824	2.317	396	240	87	92	8.3	7.4
160	125	150	10	17	753 200 825	3.311	428	265	90	104	9.5	5.4
160	140	150	10	17	753 200 826	3.416	428	280	96	104	9.5	8.3
180	110	150	10	17	753 200 827	4.410	460	285	92	105	10.7	6.6
180	125	150	10	17	753 200 845	4.460	460	285	90	105	10.7	7.4
180	140	150	10	17	753 200 846	4.483	460	305	110	105	10.7	8.3
200	125	200	10	17	753 200 847	5.886	500	310	92	115	11.9	7.4
200	140	200	10	17	753 200 848	7.200	500	315	110	115	11.9	8.3
200	180	200	10	17	753 200 849	6.900	500	315	110	115	11.9	10.7
225	125	200	10	17	753 200 850	7.937	540	320	92	122	13.4	7.4
225	140	200	10	17	753 200 855	8.780	540	345	110	122	13.4	8.3

table continued on the next page



d	d1	DN	PN	SDR	Code	Weight	z	z1	L1	L	e	e1
(mm)	(mm)	(mm)	(bar)			(kg)	(mm)	(mm)	(mm)	(mm)	(mm)	(mm)
225	200	200	10	17	753 200 856	9.064	540	335	115	122	13.4	11.9
250	180	250	10	17	753 200 857	15.000	576	340	105	130	14.8	10.7
250	200	250	10	17	753 200 858	15.440	576	350	112	130	14.8	11.9
250	225	250	10	17	753 200 859	15.620	576	370	120	130	14.8	13.4
280	200	250	10	17	753 200 860	19.200	616	400	112	139	16.6	11.9
280	225	250	10	17	753 200 861	19.500	616	400	120	139	16.6	13.4
280	250	250	10	17	753 200 862	20.120	616	400	130	139	16.6	14.8
315	280	300	10	17	753 200 864	26.940	690	480	139	150	18.7	16.6
355	250	350	10	17	753 200 865	35.770	818	480	130	165	21.1	14.8
355	280	350	10	17	753 200 866	36.330	818	480	139	165	21.1	16.6
355	315	350	10	17	753 200 867	37.740	818	490	150	165	21.1	18.7
400	280	400	10	17	753 200 868	48.330	910	540	139	180	23.7	16.6
400	315	400	10	17	753 200 869	48.880	910	580	150	180	23.7	18.7
400	355	400	10	17	753 200 870	50.020	910	675	165	180	23.7	21.1



ELGEF Plus Tee 45° reduced PE100
d63mm / SDR11 / Long version

Model:

- 10 bar Gas / 16 bar Water

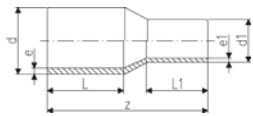
d	d1	PN	SDR	Code	Weight	z	z1	L	e
(mm)	(mm)	(bar)			(kg)	(mm)	(mm)	(mm)	(mm)
63	50	16	11	753 251 044	0.219	252	142	65	5.8

Reducers

ELGEF Plus Reducer PE100
d25-630mm / SDR11 / Long version

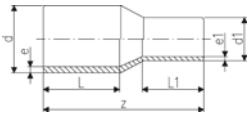
Model:

- Pressure rating: 16 bar water / 10 bar gas
- * FM 1613 approved - 15 bar



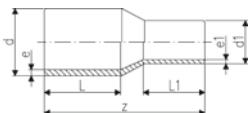
d	d1	DN	PN	SDR	Code	Weight	z	L	L1	e	e1
(mm)	(mm)	(mm)	(bar)			(kg)	(mm)	(mm)	(mm)	(mm)	(mm)
25	20	20	16	11	753 901 038	0.022	115	53	52	3.0	3.0
32	20	25	16	11	753 901 042	0.027	122	55	53	3.0	3.0
32	25	25	16	11	753 901 041	0.033	122	55	53	3.0	3.0
40	20	32	16	11	753 901 048	0.043	127	56	50	3.7	3.0
40	25	32	16	11	753 901 047	0.045	128	55	50	3.7	3.0
40	32	32	16	11	753 901 046	0.047	128	55	52	3.7	3.0
50	20	40	16	11	753 901 055	0.064	147	62	50	4.6	3.0
50	25	40	16	11	753 901 054	0.069	139	62	50	4.6	3.0
50	32	40	16	11	753 901 053	0.067	140	62	54	4.6	3.0
50	40	40	16	11	753 901 052	0.079	138	62	55	4.6	3.7
63	32	50	16	11	753 901 060	0.113	150	65	53	5.8	3.0
63	40	50	16	11	753 901 059	0.122	150	65	57	5.8	3.7
63	50	50	16	11	753 901 058	0.128	150	65	62	5.8	4.6
75	40	65	16	11	753 901 063	0.185	170	72	51	6.8	3.7
75	50	65	16	11	753 901 064	0.188	170	72	65	6.8	4.6
75	63	65	16	11	753 901 065	0.209	170	72	65	6.8	5.8
90	50	80	16	11	753 901 072	0.289	190	81	61	8.2	4.6
90	63	80	16	11	753 901 071	0.316	190	81	65	8.2	5.8
90	75	80	16	11	753 901 070	0.330	190	81	72	8.2	6.8
110	63	100	16	11	753 901 078	0.487	205	85	65	10.0	5.8
110	75	100	16	11	753 901 077	0.501	205	84	72	10.0	6.8
*	110	90	100	16	11	753 901 076	0.549	205	81	10.0	8.2
125	63	100	16	11	753 901 083	0.607	214	88	65	11.4	5.8

table continued on the next page



	d (mm)	d1 (mm)	DN (mm)	PN (bar)	SDR	Code	Weight (kg)	z (mm)	L (mm)	L1 (mm)	e (mm)	e1 (mm)
	125	75	100	16	11	753 901 082	0.667	210	89	72	11.4	6,8
*	125	90	100	16	11	753 901 081	0.683	211	89	81	11.4	8,2
*	125	110	100	16	11	753 901 080	0.775	211	90	84	11.4	10,0
	140	75	125	16	11	753 901 086	0.910	237	113	77	12.7	6,8
*	140	90	125	16	11	753 901 087	0.954	237	114	86	12.7	8,2
*	140	110	125	16	11	753 901 084	0.977	232	104	93	12.7	10,0
*	140	125	125	16	11	753 901 085	1.078	232	102	100	12.7	11,4
*	160	90	150	16	11	753 901 088	1.164	244	100	81	14.6	8,2
*	160	110	150	16	11	753 901 090	1.239	242	100	85	14.6	10,0
*	160	125	150	16	11	753 901 089	1.333	240	100	89	14.6	11,4
*	160	140	150	16	11	753 901 032	1.522	255	110	104	14.6	12,7
*	180	90	150	16	11	753 901 073	1.507	245	105	81	16.4	8,2
*	180	110	150	16	11	753 901 074	1.833	277	124	94	16.4	10,0
*	180	125	150	16	11	753 901 091	1.723	258	108	92	16.4	11,4
*	180	140	150	16	11	753 901 075	1.976	278	124	113	16.4	12,7
*	180	160	150	16	11	753 901 033	1.968	255	107	102	16.4	14,6
*	200	140	200	16	11	753 901 066	2.326	282	123	114	18.2	12,7
*	200	160	200	16	11	753 901 092	2.435	252	104	120	18.2	14,6
*	200	180	200	16	11	753 901 034	2.724	279	124	120	18.2	16,4
*	225	140	200	16	11	753 901 067	2.900	295	132	115	20.5	12,7
*	225	160	200	16	11	753 901 096	2.891	278	120	98	20.5	14,6
*	225	180	200	16	11	753 901 095	3.244	297	128	120	20.5	16,4
*	225	200	200	16	11	753 901 094	3.538	280	124	117	20.5	18,2
*	250	160	250	16	11	753 901 000	2.385	309	150	97	22.7	14,6
*	250	180	250	16	11	753 901 068	4.299	312	150	106	22.7	16,4
*	250	200	250	16	11	753 901 001	4.766	327	155	115	22.7	18,2
*	250	225	250	16	11	753 901 002	4.950	332	130	120	22.7	20,5
*	280	200	250	16	11	753 901 098	5.830	347	140	115	25.4	18,2
*	280	225	250	16	11	753 901 099	6.112	340	140	122	25.4	20,5
*	280	250	250	16	11	753 901 003	6.480	320	137	133	25.4	22,7
*	315	200	250	16	11	753 901 011	4.960	355	150	112	18.7	11,9
*	315	225	300	16	11	753 901 097	7.790	375	150	123	28.6	20,5
*	315	250	300	16	11	753 901 005	8.360	375	150	132	28.6	22,7
*	315	280	300	16	11	753 901 012	8.800	375	150	144	28.6	25,4
	355	250	350	16	11	753 901 013	9.100	390	165	130	32.3	22,7
	355	280	350	16	11	753 901 014	9.500	390	165	139	32.3	25,4
	355	315	350	16	11	753 901 015	9.900	390	165	150	32.3	28,6
	400	280	400	16	11	753 901 016	10.420	415	180	139	36.4	25,4
	400	315	400	16	11	753 901 017	11.130	415	180	150	36.4	28,6
*	400	355	400	16	11	753 901 018	11.600	420	180	165	36.4	32,3
	450	280	450	16	11	753 901 019	16.200	389	195	139	40.9	25,4
	450	315	450	16	11	753 901 020	16.700	390	195	150	40.9	28,6
	450	355	450	16	11	753 901 022	17.500	393	195	164	40.9	32,3
	450	400	450	16	11	753 901 024	18.500	395	195	179	40.9	36,4
	500	315	500	16	11	753 901 025	21.900	422	212	150	45.5	28,6
	500	355	500	16	11	753 901 026	22.600	424	212	164	45.5	32,3
	500	400	500	16	11	753 901 027	23.600	426	212	179	45.5	36,4
	500	450	500	16	11	753 901 029	25.100	428	212	195	45.5	40,9
	560	355	600	16	11	753 901 030	30.100	459	230	164	50.9	32,3
	560	400	600	16	11	753 901 039	31.000	461	230	179	50.9	36,4
	560	450	600	16	11	753 901 040	32.400	463	230	195	50.9	40,9
	560	500	600	16	11	753 901 043	34.100	466	230	212	50.9	45,5
	630	400	600	16	11	753 901 044	41.900	502	250	179	57.3	36,4
	630	450	600	16	11	753 901 045	43.100	503	250	195	57.3	40,9
	630	500	600	16	11	753 901 049	44.700	506	250	212	57.3	45,5
	630	560	600	16	11	753 901 050	46.800	506	250	230	57.3	50,9

ELGEF Plus Reducer PE100
d90-d1000mm / SDR17 / Long version

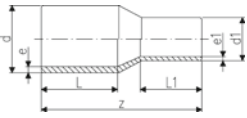


Model:

- Pressure rating: 10 bar water / 5 bar gas

d	d1	DN	PN	SDR	Code	Weight	z	L1	L	e	e1
(mm)	(mm)	(mm)	(bar)			(kg)	(mm)	(mm)	(mm)	(mm)	(mm)
90	63	80	10	17	753 900 872	0.224	182	63	79	5.4	3,8
90	75	80	10	17	753 900 870	0.234	185	70	79	5.4	4,5
110	63	100	10	17	753 900 877	0.326	185	68	82	6.6	3,8
110	90	100	10	17	753 900 876	0.333	205	80	82	6.6	5,4
125	63	100	10	17	753 900 882	0.610	200	68	91	7.4	3,8
125	90	100	10	17	753 900 881	0.461	200	80	90	7.4	5,4
125	110	100	10	17	753 900 880	0.507	200	90	90	7.4	6,6
140	75	125	10	17	753 900 886	0.560	230	76	112	8.3	4,5
140	90	125	10	17	753 900 887	0.642	235	86	112	8.3	5,4
140	110	125	10	17	753 900 884	0.715	237	91	112	8.3	6,6
140	125	125	10	17	753 900 885	0.754	237	93	118	8.3	7,4
160	90	150	10	17	753 900 888	0.752	238	85	108	9.5	5,4
160	110	150	10	17	753 900 890	0.930	252	89	111	9.5	6,6
160	125	150	10	17	753 900 889	0.930	251	96	110	9.5	7,4
160	140	150	10	17	753 900 831	0.995	260	110	120	9.5	8,3
180	90	150	10	17	753 900 873	1.010	245	81	105	10.7	5,4
180	110	150	10	17	753 900 874	1.600	275	94	124	10.7	6,6
180	125	150	10	17	753 900 891	1.165	250	87	105	10.7	7,4
180	140	150	10	17	753 900 875	1.720	277	114	123	10.7	8,3
180	160	150	10	17	753 900 832	2.100	279	125	122	10.7	9,5
200	140	200	10	17	753 900 866	1.800	279	114	122	11.9	8,3
200	160	200	10	17	753 900 892	1.664	278	124	122	11.9	9,5
200	180	200	10	17	753 900 893	2.580	272	120	120	11.9	10,7
225	140	200	10	17	753 900 867	2.021	290	114	134	13.4	8,3
225	160	200	10	17	753 900 896	2.020	280	100	120	13.4	9,5
225	180	200	10	17	753 900 895	2.240	285	118	125	13.4	10,7
225	200	200	10	17	753 900 894	2.237	272	120	126	13.4	11,9
250	160	250	10	17	753 900 800	2.850	308	100	152	14.8	9,5
250	180	250	10	17	753 900 868	3.100	316	105	153	14.8	10,7
250	200	250	10	17	753 900 801	3.210	324	112	157	14.8	11,9
250	225	250	10	17	753 900 802	2.385	330	120	168	14.8	13,4
280	200	250	10	17	753 900 898	3.800	345	116	142	16.6	11,9
280	225	250	10	17	753 900 899	4.062	335	124	140	16.6	13,4
280	250	250	10	17	753 900 803	4.352	340	134	140	16.6	14,8
315	200	300	10	17	753 800 897	7.220	355	112	150	28.6	18,2
315	225	300	10	17	753 900 807	6.200	370	124	153	18.7	13,4
315	250	300	10	17	753 900 805	6.420	367	134	152	18.7	14,8
315	280	300	10	17	753 900 806	5.940	369	140	150	18.7	16,6
355	250	350	10	17	753 900 808	7.082	390	130	165	21.1	14,8
355	280	350	10	17	753 900 809	6.728	390	140	165	21.1	16,6
355	315	350	10	17	753 900 810	7.240	390	150	165	21.1	18,7
400	280	400	10	17	753 900 811	7.930	415	140	180	23.7	16,6
400	315	400	10	17	753 900 812	9.949	415	150	180	23.7	18,7
400	355	400	10	17	753 900 813	9.620	420	165	180	23.7	21,1
450	280	450	10	17	753 900 814	11.500	389	140	195	26.7	16,6
450	315	450	10	17	753 900 815	11.805	390	150	195	26.7	18,7
450	355	450	10	17	753 900 816	11.900	393	164	195	26.7	21,1
450	400	450	10	17	753 900 817	12.964	395	179	195	26.7	23,7
500	315	500	10	17	753 900 818	15.500	422	150	212	29.7	18,7
500	355	500	10	17	753 900 819	15.700	424	164	212	29.7	21,1
500	400	500	10	17	753 900 820	16.200	426	179	212	29.7	23,7
500	450	500	10	17	753 900 821	17.000	428	195	212	29.7	26,7
560	355	600	10	17	753 900 822	21.400	459	164	230	33.2	21,1
560	400	600	10	17	753 900 823	21.700	461	179	230	33.2	23,7
560	450	600	10	17	753 900 824	22.300	463	195	230	33.2	26,7
560	500	600	10	17	753 900 825	23.200	466	212	230	33.2	29,7
630	400	600	10	17	753 900 826	29.700	502	179	250	37.4	23,7

table continued on the next page



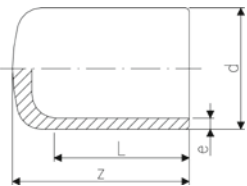
d (mm)	d1 (mm)	DN (mm)	PN (bar)	SDR	Code	Weight (kg)	z (mm)	L1 (mm)	L (mm)	e (mm)	e1 (mm)
630	450	600	10	17	753 900 827	30.100	503	195	250	37.4	26,7
630	500	600	10	17	753 900 828	30.800	506	212	250	37.4	29,7
630	560	600	10	17	753 900 829	31.900	506	230	250	37.4	33,3
710	500	700	10	17	753 900 833	58.796	790	300	300	42.1	29,7
710	560	700	10	17	753 900 834	60.578	770	300	300	42.1	33,2
710	630	700	10	17	753 900 835	62.448	740	300	300	42.1	37,4
800	560	800	10	17	753 900 836	75.842	800	300	300	47.4	33,2
800	630	800	10	17	753 900 837	78.255	780	300	300	47.4	37,4
800	710	800	10	17	753 900 838	80.504	750	300	300	47.4	42,1
900	630	900	10	17	753 900 839	99.282	820	300	300	53.3	37,4
900	710	900	10	17	753 900 840	100.908	790	300	300	53.3	42,1
900	800	900	10	17	753 900 841	103.578	760	300	300	53.3	47,4
1000	710	1000	10	17	753 900 842	124.232	820	300	300	59.3	42,1
1000	800	1000	10	17	753 900 843	125.277	780	300	300	59.3	47,4
1000	900	1000	10	17	753 900 844	126.638	740	300	300	59.3	53,3

End caps



ELGEF Plus End cap PE100 d20-d630mm / SDR11 / Long version

- 10 bar Gas / 16 bar Water
- * FM 1613 approved - 15 bar
- ** FM 1613 approved - 12 bar
- *** Fabricated fitting made from pipe

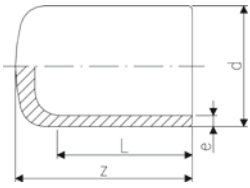


d (mm)	SDR	PN (bar)	DN (mm)	Code	Weight (kg)	z (mm)	L (mm)	e (mm)
20	11	16	15	753 961 006	0.010	52	52	3.0
25	11	16	20	753 961 007	0.015	52	52	3.0
32	11	16	25	753 961 008	0.020	54	54	3.0
40	11	16	32	753 961 009	0.033	57	57	3.7
50	11	16	40	753 961 010	0.054	63	63	4.6
63	11	16	50	753 961 011	0.086	65	65	5.8
75	11	16	65	753 961 012	0.146	80	72	6.8
*	90	11	80	753 961 013	0.240	90	81	8.2
*	110	11	100	753 961 014	0.373	98	86	10.0
*	125	11	100	753 961 015	0.546	105	92	11.4
*	140	11	125	753 961 016	0.727	136	92	12.7
*	160	11	150	753 961 017	1.034	120	102	14.6
*	180	11	150	753 961 018	1.351	128	107	16.4
*	200	11	16	753 961 019	1.845	138	115	18.2
*	225	11	16	753 961 020	2.514	148	122	20.5
*	250	11	16	753 961 021	3.927	205	130	22.7
*	280	11	16	753 960 922	5.045	235	139	25.4
*	315	11	16	753 960 923	6.861	255	150	28.6
** , ***	355	11	16	753 960 924	9.780	280	165	32.3
** , ***	400	11	16	753 960 925	13.370	310	180	36.4
** , ***	450	11	16	753 960 926	22.120	300	220	40.9
** , ***	500	11	16	753 960 927	30.226	325	240	45.4
***	560	11	16	753 960 928	42.368	360	270	50.8
***	630	11	16	753 960 929	64.850	400	300	54.2






ELGEF Plus End cap PE100
d50-1000mm / SDR17 / Long version

- 5 bar Gas / 10 bar Water
- * Fabricated fitting made from pipe



d	SDR	PN	DN	Code	Weight	z	L	e
(mm)		(bar)	(mm)		(kg)	(mm)	(mm)	(mm)
50	17	10	40	753 960 810	0.036	70	55	3.0
63	17	10	50	753 960 811	0.058	82	63	3.8
75	17	10	65	753 960 812	0.105	92	70	4.5
90	17	10	80	753 960 813	0.214	90	81	5.4
110	17	10	100	753 960 814	0.272	98	86	6.6
125	17	10	100	753 960 815	0.487	105	92	7.4
140	17	10	125	753 960 816	0.481	136	92	8.3
160	17	10	150	753 960 817	0.920	120	102	9.5
180	17	10	150	753 960 818	1.216	128	107	10.7
200	17	10	200	753 960 819	1.687	138	115	11.9
225	17	10	200	753 960 820	2.265	148	122	13.4
250	17	10	250	753 960 821	2.547	205	130	14.8
280	17	10	250	753 960 822	3.523	235	139	16.6
315	17	10	300	753 960 823	4.758	255	150	18.7
355	17	10	350	753 960 824	6.510	280	165	21.1
400	17	10	400	753 960 825	9.347	310	180	23.7
*	450	17	450	753 960 826	16.795	290	220	26.7
*	500	17	500	753 960 827	22.638	315	240	29.7
*	560	17	600	753 960 828	31.062	340	260	33.2
*	630	17	600	753 960 829	43.506	370	280	37.4
*	710	17	700	753 960 830	53.950	310	190	42.1
*	800	17	800	753 960 831	73.281	320	190	47.4
*	900	17	900	753 960 832	98.923	330	190	53.5
*	1000	17	1000	753 960 833	123.925	340	190	59.3

ELGEF Plus stop-off valves

Stop-off valves PE100		Page
	Ball valves	100
	Extension spindles	101
	Accessories	103

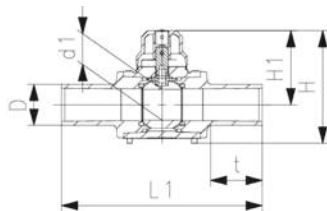


Ball valves

ELGEF Plus Ball valve PE100 d20-225mm / SDR 11



- 10 bar Gas / 16 bar Water
- d160 up to d225 are supplied with base plate and straps
- d1 = diameter of bore
- Regarding pressure rate and application local standards and regulations have to be considered
- * In accordance with ANSI B16.40



d (mm)	DN (mm)	Code	Weight (kg)	d1 (mm)	L1 (mm)	H (mm)	H1 (mm)	t (mm)
20	15	193 103 206	0.487	23	264	144	106	72
25	20	193 103 207	0.490	23	264	144	106	72
32	25	193 103 208	0.506	23	274	144	106	76
40	32	193 103 209	0.616	30	301	152	110	85
50	40	193 103 210	0.829	38	327	166	117	92
63	50	193 103 211	1.174	48	350	174	115	101
75	65	193 103 212	1.434	48	376	183	124	114
90	80	193 103 213	2.918	68	439	249	167	128
110	100	193 103 214	4.416	83	496	276	180	148
125	100	193 103 040	4.220	62	400	280	195	106
160	150	193 103 042	10.541	88	450	360	235	116
180	150	193 103 043	10.524	88	540	360	235	117
200	200	193 103 044	12.023	88	540	360	235	164
*	225	193 103 045	24.400	120	880	470	322	240

ELGEF Plus Ball valve extension spindle PVC

- 100% plastic solution for a non-corrosive system



Length (mm)	Code	Weight (kg)
400	173 103 080	0.770

ELGEF Plus Ball valve extension spindle (kit) PVC With protection pipe

- 100% plastic solution for a non-corrosive system



Article	Code	Weight (kg)
Kit	173 103 056	1.695



ELGEF Plus Ball valve operational key PVC

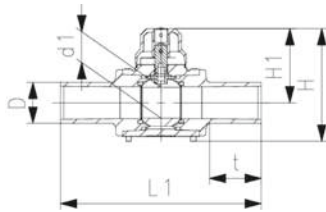
- Suitable for all dimensions

Length (mm)	Code	Weight (kg)
200	173 103 082	0.378
500	173 103 083	0.753
1240	173 103 084	1.714




ELGEF Plus Ball valve PE100 d110-160mm / SDR 11 / Full bore

- 10 bar Gas / 16 bar Water
- d1 = diameter of bore
- For extension spindles with polygon connection



d (mm)	DN (mm)	Code	Weight (kg)	d1 (mm)	L1 (mm)	H (mm)	H1 (mm)	t (mm)
110	100	193 104 039	8.973	88	425	350	229	100
160	150	193 104 042	24.254	132	600	473	320	98

Extension spindles



Extension spindle for ball valve Telescopic

- For ELGEF Plus ball valve d125-d225mm
- For ELGEF Plus ball valve "Full Bore" d110mm and d160mm
- Continuously adjustable and self-supporting
- Pullout- and dirt-safe
- Rod hot-dip galvanized
- PE-casing and PE-centering cap with gasket
- Polygon-bush from galvanized steel
- PE-sleeve, fitted for all dimensions


d-d (mm)	Pipe cover	Code	Weight (kg)	SW (mm)
125 - 225	0.75-1.10	173 103 075	2.100	12/14
125 - 225	1.10-1.80	173 103 076	3.108	12/14
125 - 225	1.65-2.75	173 103 077	7.200	27/32



Extension spindle for ball valve Telescopic

- For ELGEF Plus ball valve d20-d110mm
- Extension spindle acc. to DVGW GW336
- Steel square connection 20x20mm for d20-75
- Steel square connection 25x25mm for d90-d110
- Continuously adjustable and self-supporting
- Pullout- and dirt-safe
- Rod hot-dip galvanized
- PE-casing and PE-centering cap with gasket
- Inclusive clip-pin out of stainless stell

d-d (mm)	Pipe cover (mm)	Code	L (m)	SW (mm)
20 - 75	0.75-1.10	173 103 175	0.54 - 0.93	12/14
20 - 75	1.10-1.70	173 103 176	0.87 - 1.55	12/14
20 - 75	1.60-2.50	173 103 177	1.32 - 2.39	12/14
90 - 110	0.75-1.10	173 103 185	0.55 - 0.85	27/32
90 - 110	1.10-1.70	173 103 186	0.80 - 1.38	27/32
90 - 110	1.60-2.50	173 103 187	1.30 - 2.33	27/32



Extension spindle for tapping valves rigid

- PE-casing with anti-sand cap
- PE-sleeve, suitable for tapping valve
- Square bar steel, hot-dip galvanized
- Clip-pin from stainless steel 1.4301
- Bush CJS400-15 with slot and clip-pin (tool-free connection)

Pipe cover (m)	Code	Weight (kg)	L (m)	SW (mm)
0.75	160 050 620	0.897	0.43	12/14
1.00	160 050 621	1.544	0.74	12/14
1.25	160 050 622	1.944	0.99	12/14
1.50	160 050 623	2.246	1.18	12/14



Extension spindle for tapping valve telescopic

- Continuously adjustable and self-supporting
- Pullout- and dirt-safe
- Rod hot-dip galvanized
- PE-casing and PE-centering cap with gasket
- Clip-pin from stainless steel 1.4301
- Bush GJS400-15 with slot and clip-pin (tool-free connection)
- PE-sleeve, suitable for tapping valve

Pipe cover (m)	Code	Weight (kg)	SW (mm)
0.75-1.00	160 050 520	1.475	12/14
1.00-1.50	160 050 521	2.356	12/14
1.30-1.90	160 050 522	2.881	12/14
1.70-2.70	160 050 523	2.000	12/14

Accessories

ELGEF Plus Base plate with straps

Code	Weight (kg)
173 103 081	0.945

ELGEF Plus Stem square cap



- For operation with operating key "C" in accordance with DIN 3223-C
- conical inner square
- Galvanized

L (mm)	Code	Weight (kg)
28	173 103 105	0.563




ELGEF Plus Polygon-Adapter d20-110mm / for ELGEF Plus Ball valve



- Polygon connection for Extension spindle ELGEF Plus ball valve d20-d110mm
- Fixation to steel square with grub screws
- Galvanized

d-d (mm)	Code	Weight (kg)
20 - 75	173 103 195	0.493
90 - 110	173 103 196	0.515

Utility product ranges



Technical Catalogue PRIMOFIT



Product Range iJOINT



Machines & Tools 2021



Product Catalogue WAGA



Scan the code to find further
Product Ranges or visit us at:
www.gfps.com/download-center

ecoFIT

All you need in PE

Benefits

- + Corrosion-free
- + UV-resistant and weather-resistant
- + Wide temperature range
- + Long service life



Polyethylene welded system for industrial applications



System specification

* Standards:




	PE100	PE80
Material		
Color	RAL 9005	RAL 9005
Density	~ 0.95 g/cm ³ (EN ISO 1183 / ASTM D 792)	~ 0.93 g/cm ³ (EN ISO 1183 / ASTM D 792)
Thermal expansion coefficient	0.15–0.20 mm/m K (DIN 53752)	0.15–0.20 mm/m K (DIN 53752)
Thermal conductivity at 23 °C	0.38 W/m K (EN 12664)	0.43 W/m K (EN 12664)
Thermal expansion	0.16–0.18 mm/m K	0.16–0.18 mm/m K
Yield stress at 23 °C	25 N/mm ² (EN ISO 527)	18 N/mm ² (EN ISO 527)
Tensile E-modul at 23 °C	900 N/mm ² (EN ISO 527)	700 N/mm ² (EN ISO 527)
Charpy notched impact strength at 23 °C	83 kJ/m ² (EN ISO 179)	110 kJ/m ² (EN ISO 179)
Charpy notched impact strength at -40 °C	13 kJ/m ² (EN ISO 179)	7 kJ/m ² (EN ISO 179)
Limiting Oxygen Index (LOI)	17.4 % (ISO 4589)	17.4 % (ISO 4589)
Dimensions	d20–d800 in accordance to EN ISO 15494	d20–d110 in accordance to EN ISO 15494
Surface condition	accordance to EN ISO 15494	accordance to EN ISO 15494
Material and product approvals	<ul style="list-style-type: none"> - DIBt (Deutsches Institut für Bautechnik) - FM Approvals (Factory Mutual) - BSI (BSI Assurance UK Limited) - Bureau Veritas - GL (Germanischer Lloyd) - LR (Lloyd's Regist. of Shipping) - RINA (Registro Italiano Navale) - DNV (Det Norske Veritas) - ABS (American Bureau of Shipping) - NK (Nippon Kaiji Kyokai) - RMROS (Russian Maritime Register of Shipping) 	<ul style="list-style-type: none"> - DIBt (Deutsches Institut für Bautechnik) - DNV-GL (Det Norske Veritas)
Packaging	Fittings and valves are bagged	Fittings and valves are bagged
Marking and labeling	All components are embossed with a permanent identification during the production process to ensure full traceability: <ul style="list-style-type: none"> <li style="width: 50%;">- Brand name <li style="width: 50%;">- Lot No. <li style="width: 50%;">- Material <li style="width: 50%;">- Product description <li style="width: 50%;">- Dimensions <li style="width: 50%;">- Article number <li style="width: 50%;">- Pressure rating <li style="width: 50%;">- Standard and approvals 	

* Approvals / Acceptance:



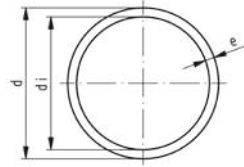
* An overview of all standards and approvals see the GF Utility planning fundamentals

PE for industrial systems

PE for industrial systems		Page
	ecoFit pipes	108
	ecoFIT socket fusion fittings	111
	ecoFIT unions for socket fusion	113
	ecoFIT adaptor fittings for socket fusion	115
	ecoFIT adaptor fittings for butt fusion	131
	ecoFIT installation fittings	132
	ecoFIT unions	135



ecoFIT Pipes

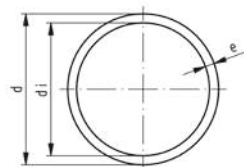


ecoFIT pipe SDR 17,6/PN10/S8,3

Model:

- Material: PE100
- Dimension: acc. to DIN 8074/75
- Colour: black
- Pipe length: 6000mm, with plain ends
- **Note 1:** DIBT Z-40.23-406 Approval
- Attention: Pressure rates refer to operating temperatures at 20°C. Higher temperatures and aggressive flow media reduce pressure load (see above DIN and our technical documentation). Pressure load capacity has to be determined in consideration with safety demands of the respective applications and calculated in accordance.

Note	d (mm)	SDR	PN (bar)	Code	Weight (kg/m)	e (mm)
1	25	17.6	10	193 017 307	0.139	1.8
1	32	17.6	10	193 017 308	0.198	2.0
1	40	17.6	10	193 017 309	0.288	2.3
1	50	17.6	10	193 017 310	0.445	2.9
1	63	17.6	10	193 017 311	0.695	3.6
1	75	17.6	10	193 017 312	0.987	4.3
1	90	17.6	10	193 017 313	1.400	5.1
1	110	17.6	10	193 017 314	2.100	6.3
1	125	17.6	10	193 017 315	2.690	7.1
1	140	17.6	10	193 017 316	3.370	8.0
1	160	17.6	10	193 017 317	4.400	9.1
1	180	17.6	10	193 017 318	5.540	10.2
1	200	17.6	10	193 017 319	6.860	11.4
1	225	17.6	10	193 017 320	8.640	12.8
	250	17.6	10	193 017 321	10.700	14.2
	280	17.6	10	193 017 322	13.300	15.9
	315	17.6	10	193 017 323	16.900	17.9
	355	17.6	10	193 017 324	21.400	20.1
	400	17.6	10	193 017 325	27.200	22.7
	450	17.6	10	193 017 326	34.300	25.5
	500	17.6	10	193 017 327	42.300	28.3



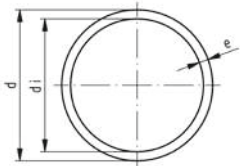
ecoFIT pipe SDR 11/PN16/S5

Model:

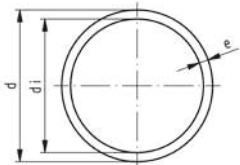
- Material: PE100
- Dimension: acc. to DIN 8074/75
- Colour: black
- Pipe length: 6000mm, with plain ends
- **Note 1:** DIBT Z-40.23-406 Approval
- Attention: Pressure rates refer to operating temperatures at 20°C. Higher temperatures and aggressive flow media reduce pressure load (see above DIN and our technical documentation). Pressure load capacity has to be determined in consideration with safety demands of the respective applications and calculated in accordance.

Note	d (mm)	SDR	PN (bar)	Code	Weight (kg/m)	e (mm)
1	16	11	16	193 017 355	0.084	1.8
1	20	11	16	193 017 356	0.118	2.0
1	25	11	16	193 017 357	0.173	2.3
1	32	11	16	193 017 358	0.282	3.0
1	40	11	16	193 017 359	0.434	3.7
1	50	11	16	193 017 360	0.673	4.6
1	63	11	16	193 017 361	1.060	5.8
1	75	11	16	193 017 362	1.480	6.8
1	90	11	16	193 017 363	2.140	8.2

table continued on the next page



Note	d (mm)	SDR	PN (bar)	Code	Weight (kg/m)	e (mm)
1	110	11	16	193 017 364	3.180	10.0
1	125	11	16	193 017 365	4.120	11.4
1	140	11	16	193 017 366	5.130	12.7
1	160	11	16	193 017 367	6.740	14.6
1	180	11	16	193 017 368	8.510	16.4
1	200	11	16	193 017 369	10.500	18.2
1	225	11	16	193 017 370	13.300	20.5
	250	11	16	193 017 371	16.300	22.7
	280	11	16	193 017 372	20.500	25.4
	315	11	16	193 017 373	25.900	28.6
	355	11	16	193 017 374	32.900	32.2
	400	11	16	193 017 375	41.700	36.3
	450	11	16	193 017 376	52.800	40.9
	500	11	16	193 017 377	65.200	45.4



ecoFIT pipe PE100 SDR11 / PN16 / S5

Model:

- Dimension: acc. to DIN 8074/75
- Colour: black
- Pipe length: 5m, with plain ends
- **Note 1:** DIBT Z-40.23-406 Approval
- Attention: Pressure rates refer to operating temperatures at 20°C. Higher temperatures and aggressive flow media reduce pressure load (see above DIN and our technical documentation). Pressure load capacity has to be determined in consideration with safety demands of the respective applications and calculated in accordance.

Note	d (mm)	SDR	PN (bar)	Code	Weight (kg/m)	e (mm)	di (mm)
1	16	11	16	193 017 155	0.084	1.8	12.4
1	20	11	16	193 017 156	0.118	2.0	16.2
1	25	11	16	193 017 157	0.173	2.3	20.4
1	32	11	16	193 017 158	0.282	3.0	26.2
1	40	11	16	193 017 159	0.434	3.7	32.6
1	50	11	16	193 017 160	0.673	4.6	40.8
1	63	11	16	193 017 161	1.060	5.8	51.4
1	75	11	16	193 017 162	1.480	6.8	61.4
1	90	11	16	193 017 163	2.140	8.2	73.6
1	110	11	16	193 017 164	3.180	10.0	90.0
1	125	11	16	193 017 165	4.120	11.4	102.8
1	140	11	16	193 017 166	5.130	12.7	114.6
1	160	11	16	193 017 167	6.740	14.6	130.8
1	180	11	16	193 017 168	8.510	16.4	147.2
1	200	11	16	193 017 169	10.500	18.2	163.6
1	225	11	16	193 017 170	13.300	20.5	184.0
	250	11	16	193 017 171	16.300	22.7	204.6
	280	11	16	193 017 172	20.500	25.4	229.2
	315	11	16	193 017 173	25.900	28.6	257.8
	355	11	16	193 017 174	32.900	32.2	290.6
	400	11	16	193 017 175	41.700	36.3	327.4
	450	11	16	193 017 176	52.800	40.9	368.2
	500	11	16	193 017 177	65.200	45.4	409.2

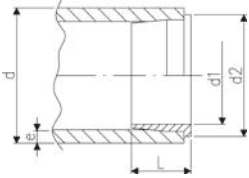


ecoFIT Stiffener PE100 d20-25mm

Model:

- Used as support during d20 and d25 socket fusion jointing to prevent the pipe from collapsing during the heating and jointing process.

d (mm)	DN (mm)	Code	Weight (kg/m)	L (mm)	e (mm)	d1 (mm)	D2 (mm)	d2 (mm)
20	15	733 900 006	0.001	10	1.9	14	18	18
25	20	733 900 007	0.001	11	2.3	18	22	23

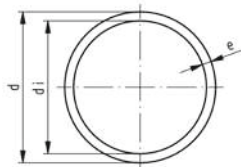


ecoFIT pipe PE100 SDR17,6 / PN10 / S8,3

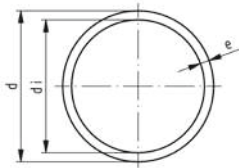
Model:

- Dimension: acc. to DIN 8074/75
- Colour: black
- Pipe length: 5m, with plain ends
- **Note 1:** DIBT Z-40.23-406 Approval
- Attention: Pressure rates refer to operating temperatures at 20°C. Higher temperatures and aggressive flow media reduce pressure load (see above DIN and our technical documentation). Pressure load capacity has to be determined in consideration with safety demands of the respective applications and calculated in accordance.

Inflation surcharges for pipes are possible, they follow the current purchase of materials price.



Note	d (mm)	SDR	PN (bar)	Code	Weight (kg/m)	e (mm)	d1 (mm)
1	25	17.6	10	193 017 107	0.139	1.8	21.4
1	32	17.6	10	193 017 108	0.198	2.0	28.4
1	40	17.6	10	193 017 109	0.288	2.3	35.4
1	50	17.6	10	193 017 110	0.445	2.9	44.2
1	63	17.6	10	193 017 111	0.695	3.6	55.8
1	75	17.6	10	193 017 112	0.987	4.3	66.4
1	90	17.6	10	193 017 113	1.400	5.1	79.8
1	110	17.6	10	193 017 114	2.100	6.3	97.4
1	125	17.6	10	193 017 115	2.690	7.1	110.8
1	140	17.6	10	193 017 116	3.370	8.0	124.0
1	160	17.6	10	193 017 117	4.400	9.1	141.8
1	180	17.6	10	193 017 118	5.540	10.2	159.6
1	200	17.6	10	193 017 119	6.860	11.4	177.2
1	225	17.6	10	193 017 120	8.640	12.8	199.4
	250	17.6	10	193 017 121	10.700	14.2	221.6
	280	17.6	10	193 017 122	13.300	15.9	248.2
	315	17.6	10	193 017 123	16.900	17.9	279.2
	355	17.6	10	193 017 124	21.400	20.1	314.8
	400	17.6	10	193 017 125	27.200	22.7	354.6
	450	17.6	10	193 017 126	34.300	25.5	400.0
	500	17.6	10	193 017 127	42.300	28.3	443.2



ecoFIT pipe SDR7,4/PN20/S3,2

Model:

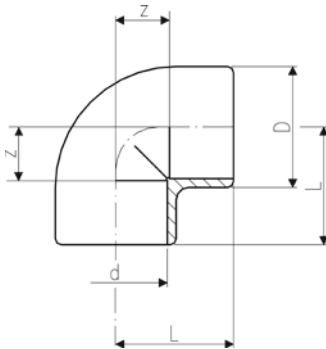
- Material: PE100
- Dimension: acc. to DIN 8074/75
- Colour: black
- Pipe length: 5000mm, with plain ends
- Attention: Pressure rates refer to operating temperatures at 20°C. Higher temperatures and aggressive flow media reduce pressure load (see above DIN and our technical documentation). Pressure load capacity has to be determined in consideration with safety demands of the respective applications and calculated in accordance.

* SDR 6

	d (mm)	SDR	PN (bar)	Code	Weight (kg/m)	e (mm)
*	10	6	20	193 017 203	0.048	1.8
	12	7.4	20	193 017 204	0.060	1.8
	16	7.4	20	193 017 205	0.103	2.3
	20	7.4	20	193 017 206	0.164	3.0
	25	7.4	20	193 017 207	0.243	3.5

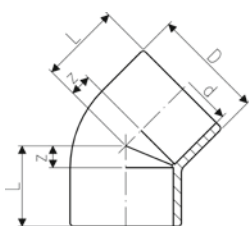
ecoFIT socket fusion fittings

ecoFIT Elbow 90° PE80 d20-110mm / SDR17



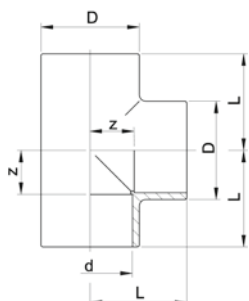
d (mm)	DN (mm)	PN (bar)	SDR	Code	Weight (kg)	D (mm)	L (mm)	z (mm)
20	15	10	17/17.6	733 100 106	0.022	31	28	14
25	20	10	17/17.6	733 100 107	0.031	36	32	16
32	25	10	17/17.6	733 100 108	0.048	44	38	20
40	32	10	17/17.6	733 100 109	0.078	54	44	24
50	40	10	17/17.6	733 100 110	0.129	66	51	28
63	50	10	17/17.6	733 100 111	0.228	82	62	35
75	65	10	17/17.6	733 100 112	0.311	93	76	45
90	80	10	17/17.6	733 100 113	0.498	110	88	53
110	100	10	17/17.6	733 100 114	0.864	134	106	65

ecoFIT Elbow 45° PE80 d20-110mm / SDR17



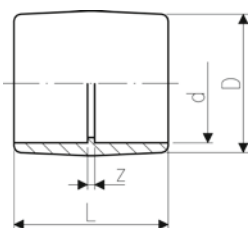
d (mm)	DN (mm)	PN (bar)	SDR	Code	Weight (kg)	D (mm)	L (mm)	z (mm)
20	15	10	17/17.6	733 150 106	0.018	31	21	7
25	20	10	17/17.6	733 150 107	0.026	36	24	8
32	25	10	17/17.6	733 150 108	0.043	44	28	10
40	32	10	17/17.6	733 150 109	0.061	53	33	13
50	40	10	17/17.6	733 150 110	0.087	64	36	13
63	50	10	17/17.6	733 150 111	0.184	82	43	16
75	65	10	17/17.6	733 150 112	0.229	93	51	20
90	80	10	17/17.6	733 150 113	0.357	114	58	23
110	100	10	17/17.6	733 150 114	0.653	134	68	27

ecoFIT tee 90° equal PE80
d20-110mm / SDR11



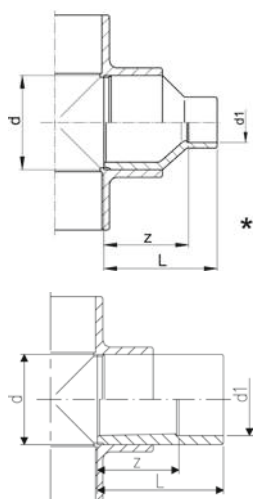
d (mm)	DN (mm)	PN (bar)	SDR	Code	Weight (kg)	D (mm)	L (mm)	z (mm)
20	15	10	11	733 200 106	0.028	31	28	14
25	20	10	11	733 200 107	0.041	36	32	16
32	25	10	11	733 200 108	0.060	44	38	20
40	32	10	11	733 200 109	0.100	54	44	24
50	40	10	11	733 200 110	0.166	66	51	28
63	50	10	11	733 200 111	0.298	82	62	35
75	65	10	11	733 200 112	0.409	93	76	45
90	80	10	11	733 200 113	0.749	114	88	53
110	100	10	11	733 200 114	1.112	134	106	65

ecoFIT Socket equal PE80
d20-110mm / SDR11



d (mm)	SDR	PN (bar)	DN (mm)	Code	Weight (kg)	D (mm)	L (mm)	z (mm)
20	11	10	25	733 910 106	0.014	31	35	7
25	11	10	32	733 910 107	0.018	36	39	7
32	11	10	40	733 910 108	0.023	44	43	7
40	11	10	50	733 910 109	0.043	54	48	8
50	11	10	40	733 910 110	0.068	66	54	8
63	11	10	50	733 910 111	0.124	82	62	8
75	11	10	65	733 910 112	0.152	93	70	8
90	11	10	80	733 910 113	0.234	112	81	11
110	11	10	100	733 910 114	0.419	134	96	14

ecoFIT Reducer PE80
d25-110mm / SDR11



- With socket fusion spigot and fusion socket metric

d (mm)	d1 (mm)	DN (mm)	PN (bar)	SDR	Code	Weight (kg)	L (mm)	z (mm)	
25	20	20	10	11	733 910 337	0.013	39	23	
32	25	25	10	11	733 910 341	0.021	43	27	
*	40	20	32	10	11	733 910 348	0.023	48	34
*	40	25	32	10	11	733 910 347	0.027	48	32
	40	32	32	10	11	733 910 346	0.032	48	30
*	50	32	40	10	11	733 910 353	0.042	54	36
	50	40	40	10	11	733 910 352	0.049	54	34
*	63	20	50	10	11	733 910 362	0.057	64	50
*	63	25	50	10	11	733 910 361	0.060	64	48
*	63	32	50	10	11	733 910 360	0.065	64	46
*	63	40	50	10	11	733 910 359	0.070	64	44
	63	50	50	10	11	733 910 358	0.086	64	41
	75	63	65	10	11	733 910 364	0.103	62	35
*	90	63	80	10	11	733 910 371	0.180	88	62
	90	75	80	10	11	733 910 370	0.144	70	39
	110	90	100	10	11	733 910 376	0.254	81	45

ecoFIT End cap PE80
d20-110mm / SDR11



d (mm)	SDR	PN (bar)	DN (mm)	Code	Weight (kg)	D (mm)	L (mm)
20	11	10	15	733 960 106	0.010	30	27
25	11	10	20	733 960 107	0.016	36	30
32	11	10	25	733 960 108	0.025	44	34
40	11	10	32	733 960 109	0.038	53	38
50	11	10	40	733 960 110	0.061	65	44
63	11	10	50	733 960 111	0.097	80	51
75	11	10	65	733 960 112	0.150	91	66
90	11	10	80	733 960 113	0.274	111	77
110	11	10	100	733 960 114	0.405	137	93

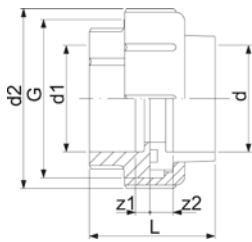
ecoFIT unions for socket fusion

ecoFIT Adapter union PE80
d20-63 mm / SDR17 / brass



Model:

- Union End: Fusion socket, metric
- Union Bush: brass with fusion socket insert, metric
- Union Nut: brass
- Gasket: O-ring NBR (Nitrile-rubber)



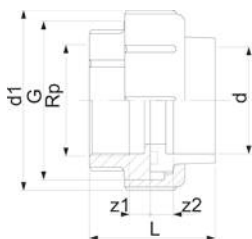
d (mm)	DN (mm)	PN (bar)	SDR	d1 (mm)	Code	Weight (kg)	G (inch)	L (mm)	z1 (mm)	D2 (mm)	d2 (mm)	z2 (mm)
20	15	10	17	20	733 580 106	0.163	1 1/4	46	6	46	46	9
25	20	10	17	25	733 580 107	0.214	1 1/2	49	7	52	52	10
32	25	10	17	32	733 580 108	0.294	2	51	7	64	64	10
40	32	10	17	40	733 580 109	0.473	2 1/2	56	8	79	79	13
50	40	10	17	50	733 580 110	0.491	2 2/3	61	8	85	85	13
63	50	10	17	63	733 580 111	0.730	3 1/2	69	9	104	104	14

ecoFIT Adaptor union PE80
d20-63mm / SDR17 / brass / Female thread Rp



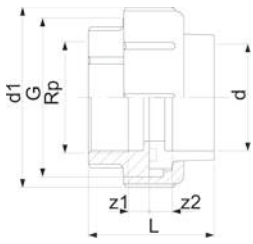
Model:

- Union End: Fusion socket, metric
- Union bush: nickel-plated, parallel female thread Rp
- Union Nut: brass
- Gasket: O-ring NBR (Nitrile-rubber)



d (mm)	Thread Type	Size (inch)	DN (mm)	PN (bar)	SDR	Code	Weight (kg)
20	Rp	1/2	15	10	17/17.6	733 580 206	0.209
25	Rp	3/4	20	10	17/17.6	733 580 207	0.269
32	Rp	1	25	10	17/17.6	733 580 208	0.376
40	Rp	1 1/4	32	10	17/17.6	733 580 209	0.596
50	Rp	1 1/2	40	10	17/17.6	733 580 210	0.666
63	Rp	2		10	17/17.6	733 580 211	0.960

table continued on the next page



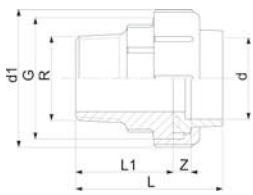
d	G	d1	L	z1	z2
(mm)	(inch)	(mm)	(mm)	(mm)	(mm)
20	1 1/4	46	46	9	9
25	1 1/2	52	48	9	10
32	2	64	51	9	10
40	2 1/2	79	56	9	13
50	2 3/4	85	59	9	13
63	3 1/2	104	65	9	14



ecoFIT Adaptor union PE80
d20-63mm / SDR11 / brass / Male thread R

Model:

- Union End: Fusion socket, metric
- Union bush: nickel-plated, taper male thread R
- Union Nut: brass
- Gasket: O-ring NBR (Nitrile-rubber)



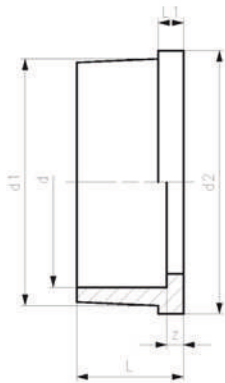
d	Thread Type	Size	PN	SDR	DN	Code	Weight	d1	G	L	L1	z
(mm)		(inch)	(bar)		(mm)		(kg)	(mm)	(inch)	(mm)	(mm)	(mm)
20	R	1/2	10	11	15	733 580 706	0.260	46	1 1/4	62	40	6
25	R	3/4	10	11	20	733 580 707	0.324	52	1 1/2	65	41	6
32	R	1	10	11	25	733 580 708	0.470	64	2	71	45	6
40	R	1 1/4	10	11	32	733 580 709	0.754	79	2 1/2	78	48	8
50	R	1 1/2	10	11	40	733 580 710	0.781	85	2 3/4	81	43	8
63	R	2	10	11	50	733 580 711	1.166	104	3 1/2	91	54	8



ecoFIT Union end PE80
d20-63mm / SDR17

Model:

- With fusion socket metric
- Suitable for unions, tank connectors and diaphragm valves Type 514



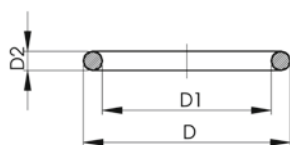
d	DN	PN	Code	Weight	d1	d2	L	L1	z
(mm)	(mm)	(bar)		(kg)	(mm)	(mm)	(mm)	(mm)	(mm)
20	15	10	734 600 106	0.006	28	30	19	5	5
25	20	10	734 600 107	0.013	36	39	21	5	5
32	25	10	734 600 108	0.015	42	45	23	6	5
40	32	10	734 600 109	0.026	53	57	25	6	5
50	40	10	734 600 110	0.027	59	63	28	7	5
63	50	10	734 600 111	0.044	74	79	32	8	5



O-Ring gasket

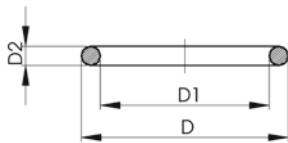
Model:

- For flange adaptors
- Hardness approx. 65° Shore



d	DN	EPDM Code	Weight	FKM Code	Weight	D	D1	D2	closest inch
(mm)	(mm)		(kg)		(kg)	(mm)	(mm)	(mm)	(inch)
16	10	748 410 000	0.002	749 410 000	0.005	25.70	18.64	3.53	3/8
20	15	748 410 001	0.002	749 410 001	0.002	30.46	23.40	3.53	1/2
25	20	748 410 007	0.002	749 410 007	0.002	35.23	28.17	3.53	3/4
32	25	748 410 002	0.003	749 410 002	0.003	43.16	36.10	3.53	1
40	32	748 410 003	0.004	749 410 003	0.002	54.50	43.82	5.34	1 1/4
50	40	748 410 012	0.004	749 410 012	0.008	64.02	53.34	5.34	1 1/2

table continued on the next page



d (mm)	DN (mm)	EPDM Code	Weight (kg)	FKM Code	Weight (kg)	D (mm)	D1 (mm)	D2 (mm)	closest inch (inch)
63	50	748 410 013	0.006	749 410 013	0.011	79.90	69.22	5.34	2
75	65	748 410 014	0.007	749 410 014	0.012	92.60	81.92	5.34	2 ½
90	80	748 410 015	0.008	749 410 015	0.015	111.68	101.00	5.34	3
110	100	748 410 016	0.016	749 410 016	0.031	134.00	120.20	6.99	4
125	100	748 410 017	0.018	749 410 017	0.036	149.90	135.90	6.99	
140	125	748 410 018	0.020	749 410 018	0.039	165.80	151.80	6.99	5
160	150	748 410 019	0.025	749 410 019	0.044	184.15	170.17	6.99	6
200	200	748 410 163	0.029	749 410 163	0.048	235.60	221.60	6.99	8
225	200	748 410 022	0.034	749 410 022	0.060	254.70	240.70	6.99	8
280	250	748 410 182	0.036	749 410 182	0.066	280.10	266.10	6.99	9
250	250	748 410 173	0.042	749 410 173	0.076	305.50	291.50	6.99	10
315	300	748 410 174	0.047	749 410 174	0.083	356.30	342.30	6.99	12

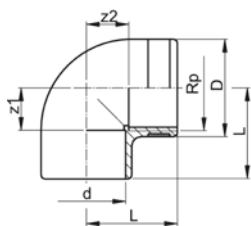
ecoFIT adaptor fittings for socket fusion



ecoFIT Elbow 90° PE80
d20-40mm / SDR11 / Female thread Rp

Model:

- With fusion socket metric and parallel female thread Rp, reinforced
- Reinforcing ring stainless (A2)
- Connection to plastic or metal threads
- Do not use thread sealing pastes that are harmful to PE
- Install with low mechanical stress and avoid large cyclic temperature changes



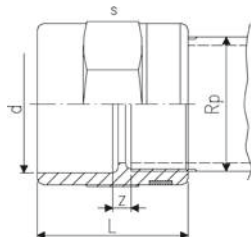
d (mm)	Thread Type	Size (inch)	DN (mm)	PN (bar)	SDR	Code	Weight (kg)	D (mm)	L (mm)	z1 (mm)	z2 (mm)
20	Rp	½	15	10	11	733 100 206	0.024	30	28	14	14
25	Rp	¾	20	10	11	733 100 207	0.033	35	32	16	16
32	Rp	1	25	10	11	733 100 208	0.061	44	38	20	20
40	Rp	1 ¼	32	10	11	733 100 209	0.094	54	44	24	24



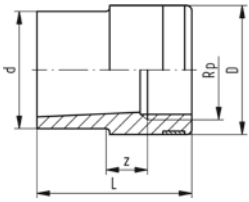
ecoFIT Adaptor socket PE80
d20-63mm / SDR11 / Female thread Rp

Model:

- Reinforcing ring stainless (A2)
- Connection to plastic or metal threads
- With fusion socket metric and parallel female thread Rp, reinforced
- Do not use thread sealing pastes that are harmful to PE
- Install with low mechanical stress and avoid large cyclic temperature changes



d (mm)	SDR	PN (bar)	Thread Type	Size (inch)	DN (mm)	Code	Weight (kg)	L (mm)	s (mm)	z (mm)
20	11	10	Rp	½	15	733 910 206	0.020	35	32	7
25	11	10	Rp	¾	20	733 910 207	0.026	39	36	7
32	11	10	Rp	1	25	733 910 208	0.042	45	46	7
40	11	10	Rp	1 ¼	32	733 910 209	0.068	53	55	7
50	11	10	Rp	1 ½	40	733 910 210	0.098	54	65	9
63	11	10	Rp	2	50	733 910 211	0.155	62	80	9

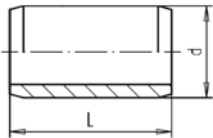


ecoFIT Reducing bush metric PE100
d20-50mm / SDR11 / Female thread Rp

Model:

- Reinforcing ring stainless (A2)
- Connection to plastic or metal threads
- Do not use thread sealing pastes that are harmful to PE
- Install with low mechanical stress and avoid large cyclic temperature changes
- With fusion spigot metric and BSP parallel female thread, reinforced

d (mm)	Thread Type	Size (inch)	DN (mm)	PN (bar)	SDR	Code	Weight (kg)	L (mm)	z (mm)
20	Rp	¾	15	10	11	733 910 434	0.012	33	7
25	Rp	½	20	10	11	733 910 437	0.015	37	6
32	Rp	¾	25	10	11	733 910 441	0.028	43	8
40	Rp	1	32	10	11	733 910 446	0.046	49	9
50	Rp	1 ¼	40	10	11	733 910 452	0.071	55	10



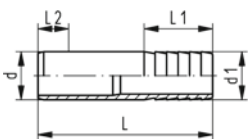
ecoFIT Barrel nipple metric PE100
d20-110mm / SDR17

Model:

- With fusion spigots on both sides
- For the shortest possible distance between fittings

* In these two sizes, stiffeners Code No. 733 900 006 (20 x 1,9) and 733 900 007 (25 x 2.3) must be used with socket fusion joints.

d (mm)	PN (bar)	SDR	Code	Weight (kg)	L (mm)
* 20	10	17/17.6	753 910 906	0.005	40
* 25	10	17/17.6	753 910 907	0.006	40
32	10	17/17.6	753 910 908	0.010	50
40	10	17/17.6	753 910 909	0.017	50
50	10	17/17.6	753 910 910	0.029	60
63	10	17/17.6	753 910 911	0.058	70
75	10	17/17.6	753 910 912	0.095	74
90	10	17/17.6	753 910 913	0.163	89
110	10	17/17.6	753 910 914	0.305	110



ecoFIT Hose connector metric PE100
d20-63mm / SDR17

Model:

- With socket fusion spigot metric and parallel hose connection

d (mm)	d1 (mm)	DN (mm)	PN (bar)	SDR	Code	Weight (kg)	L (mm)	L1 (mm)	L2 (mm)
20	20	15	10	17/17.6	753 960 406	0.006	55	27	14
25	25	20	10	17/17.6	753 960 407	0.015	68	36	16
32	32	25	10	17/17.6	753 960 408	0.024	77	36	18
40	40	32	10	17/17.6	753 960 409	0.035	80	42	20
50	50	40	10	17/17.6	753 960 410	0.056	90	48	23
63	60	50	10	17/17.6	753 960 411	0.093	100	50	27



ecoFIT installation fitting type 310 For socket systems metric

Range of use:

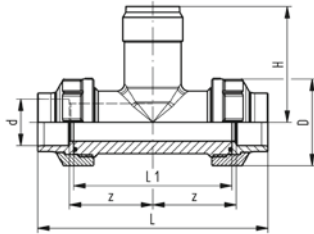
- Compatible Signet flow sensors: type 2551, 2537, 515, 8510, 2536, 8512
- Compatible Signet pH/ORP sensors: type 2724, 2725, 2726, 2734, 2736, 2735

Attention:

- sensor length depends on installation fitting

Model:


- Material: PP-H/PE80
- Threaded outlet 1 ¼" NPSM
- Union end with fusion socket PE80
- Body and union nut PP-H



d (mm)	DN (mm)	EPDM Code	Weight (kg)	FKM Code	D (mm)	z (mm)	L (mm)	L1 (mm)	H (mm)	Sensor Type
20	15	733 310 006	0.136	733 310 036	48	50	128	90	76	flow X0, pH XX
25	20	733 310 007	0.190	733 310 037	58	55	141	100	78	flow X0, pH XX
32	25	733 310 008	0.250	733 310 038	65	60	156	110	81	flow X0, pH XX
40	32	733 310 009	0.356	733 310 039	79	60	160	110	85	flow X0, pH XX
50	40	733 310 010	0.510	733 310 040	91	65	176	120	89	flow X0, pH XX
63	50	733 310 011	0.800	733 310 041	105	70	194	130	95	flow X0, pH XX

ecoFIT butt welding system

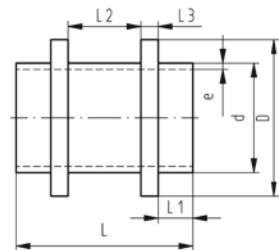
Fittings




ecoFIT Fixpoint fitting PE100 d63-630mm / SDR11

Model:

- Conventional butt-welding according to DVS 2207
- Machined
- IR = Infrared-(IR Plus) compatible. Choose fusion parameters: PE100



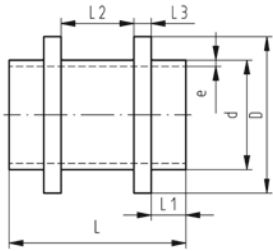
d (mm)	DN (mm)	PN (bar)	SDR	FM	Code	Weight (kg)	D (mm)	L (mm)	L1 (mm)	L2 (mm)	L3 (mm)	e (mm)
63	50	16	11	IR	753 665 558	0.182	90	122	30	42	10	5.8
75	65	16	11	IR	753 665 559	0.265	110	122	30	42	10	6.8
90	80	16	11	IR	753 665 560	0.357	125	122	30	42	10	8.2
110	100	16	11	IR	753 665 561	0.610	140	142	30	52	15	10.0
125	100	16	11	IR	753 665 562	0.811	160	152	35	52	15	11.4
140	125	16	11	IR	753 665 563	1.068	180	162	40	52	15	12.7
160	150	16	11	IR	753 665 564	1.349	200	162	40	52	15	14.6
180	150	16	11	IR	753 665 565	2.001	225	182	45	52	20	16.4
200	200	16	11	IR	753 665 566	2.469	250	182	45	52	20	18.2
225	200	16	11	IR	753 665 567	3.438	280	192	45	52	25	20.5
250	250	16	11		753 665 568	3.858	280	212	50	62	25	22.7
280	250	16	11		753 665 569	5.217	315	222	50	62	30	25.4
315	300	16	11		753 665 570	6.627	355	222	50	62	30	28.6
355	350	16	11		753 665 571	7.731	400	192	30	62	35	32.2
400	400	16	11		753 665 572	10.890	450	212	30	72	40	36.3
450	450	16	11		753 665 573	14.775	500	232	35	72	45	40.9
500	500	16	11		753 665 574	20.268	560	252	40	72	50	45.4
560	600	16	11		753 665 575	28.608	630	282	45	82	55	50.8
630	600	16	11		753 665 576	39.129	710	302	50	82	60	57.2



ecoFIT Fixpoint fitting PE100
d63-630mm / SDR17

Model:

- Conventional butt-welding according to DVS 2207
- IR = Infrared-(IR Plus) compatible. Choose fusion parameters: PE100
- Machined



d	DN	PN	SDR	FM	Code	Weight	D	L	L1	L2	L3	e
(mm)	(mm)	(bar)				(kg)	(mm)	(mm)	(mm)	(mm)	(mm)	(mm)
63	50	10	17/17.6	IR	753 665 577	0.144	90	122	30	42	10	3.8
75	65	10	17/17.6	IR	753 665 578	0.212	110	122	30	42	10	4.5
90	80	10	17/17.6	IR	753 665 579	0.279	125	122	30	42	10	5.4
110	100	10	17/17.6	IR	753 665 580	0.457	140	142	30	52	15	6.6
125	100	10	17/17.6	IR	753 665 581	0.618	160	152	35	52	15	7.4
140	125	10	17/17.6	IR	753 665 582	0.815	180	162	40	52	15	8.3
160	150	10	17/17.6	IR	753 665 583	1.014	200	162	40	52	15	9.5
180	150	10	17/17.6	IR	753 665 584	1.528	225	182	45	52	20	10.7
200	200	10	17/17.6	IR	753 665 585	1.887	250	182	45	52	20	11.9
225	200	10	17/17.6	IR	753 665 586	2.661	280	192	45	52	25	13.4
250	250	10	17/17.6		753 665 587	2.796	280	212	50	62	25	14.8
280	250	10	17/17.6		753 665 588	3.829	315	222	50	62	30	16.6
315	300	10	17/17.6		753 665 589	4.871	355	222	50	62	30	18.7
355	350	10	17/17.6		753 665 590	5.812	400	192	30	62	35	21.1
400	400	10	17/17.6		753 665 591	8.180	450	212	30	72	40	23.7
450	450	10	17/17.6		753 665 592	11.015	500	232	35	72	45	26.7
500	500	10	17/17.6		753 665 593	15.251	560	252	40	72	50	29.7
560	600	10	17/17.6		753 665 594	21.557	630	282	45	82	55	33.2
630	600	10	17/17.6		753 665 595	29.574	710	302	50	82	60	37.4

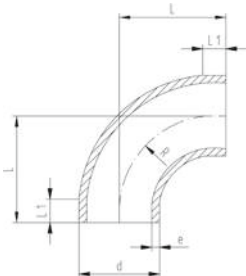
Bends and Elbows



ecoFIT Bend 90° PE100
d20-500mm / SDR11

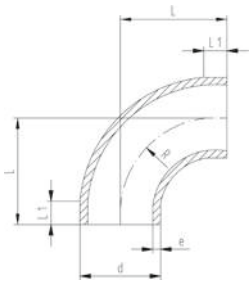
Model:

- Conventional butt-welding according to DVS 2207
- IR = Infrared-(IR Plus) compatible. Choose fusion parameters: PE100



d	DN	PN	SDR	FM	Code	Weight	L	L1	R	e
(mm)	(mm)	(bar)				(kg)	(mm)	(mm)	(mm)	(mm)
20	15	16	11	IR	753 018 706	0.007	38	23	15.00	1.9
25	20	16	11	IR	753 018 707	0.013	42	23	19.00	2.3
32	25	16	11	IR	753 018 708	0.025	46	22	24.00	2.9
40	32	16	11	IR	753 018 709	0.041	51	21	30.00	3.7
50	40	16	11	IR	753 018 710	0.065	58	21	37.00	4.6
63	50	16	11	IR	753 018 711	0.124	66	21	45.00	5.8
75	65	16	11	IR	753 018 742	0.190	75	21	71.25	6.8
90	80	16	11	IR	753 018 743	0.325	90	22	85.50	8.2
110	100	16	11	IR	753 018 744	0.590	110	25	104.50	10.0
125	100	16	11	IR	753 018 715	0.818	125	28	116.00	11.4
140	125	16	11	IR	753 018 716	1.148	140	33	131.00	12.7
160	150	16	11	IR	753 018 717	1.699	160	33	151.00	14.6
180	150	16	11	IR	753 018 718	2.394	180	33	171.00	16.4
200	200	16	11	IR	753 018 719	3.264	200	33	190.00	18.2
225	200	16	11	IR	753 018 720	4.535	220	33	210.00	20.5
250	250	16	11		753 018 621	6.713	256	48	232.00	22.7
280	250	16	11		753 018 622	9.885	286	52	263.00	25.4
315	300	16	11		753 018 623	14.158	321	48	297.00	28.6

table continued on the next page



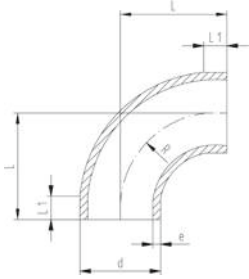
d (mm)	DN (mm)	PN (bar)	SDR	FM	Code	Weight (kg)	L (mm)	L1 (mm)	R (mm)	e (mm)
355	350	16	11		753 018 624	18.000	345	70	330.00	32.3
400	400	16	11		753 018 625	24.020	365	70	350.00	36.3
450	450	16	11		753 018 626	35.360	425	70	400.00	40.9
500	500	16	11		753 018 627	47.370	470	90	445.00	45.5



ecoFIT Bend 90° PE100 d50-500mm / SDR 17

Model:

- Conventional butt-welding according to DVS 2207
- IR = Infrared-(IR Plus) compatible. Choose fusion parameters: PE100



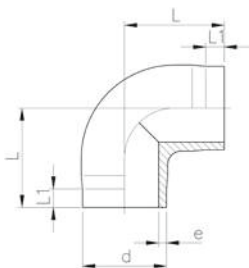
d (mm)	DN (mm)	PN (bar)	SDR	FM	Code	Weight (kg)	L (mm)	L1 (mm)	R (mm)	e (mm)
50	40	10	17/17.6	IR	753 018 635	0.052	58	21	37.00	2.9
63	50	10	17/17.6	IR	753 018 636	0.087	66	21	45.00	3.6
75	65	10	17/17.6	IR	753 018 637	0.133	75	21	71.25	4.5
90	80	10	17/17.6	IR	753 018 638	0.226	90	22	85.50	5.4
110	100	10	17/17.6	IR	753 018 639	0.407	110	25	104.50	6.6
125	100	10	17/17.6	IR	753 018 515	0.556	125	28	116.00	7.3
140	125	10	17/17.6	IR	753 018 516	0.785	140	33	131.00	8.2
160	150	10	17/17.6	IR	753 018 517	1.156	160	33	151.00	9.4
180	150	10	17/17.6	IR	753 018 518	1.619	180	33	171.00	10.6
200	200	10	17/17.6	IR	753 018 519	2.208	200	33	190.00	11.7
225	200	10	17/17.6	IR	753 018 520	3.039	220	33	210.00	12.9
250	250	10	17/17.6		753 018 521	4.645	256	48	232.00	14.2
280	250	10	17/17.6		753 018 522	7.020	286	48	262.00	15.9
315	300	10	17/17.6		753 018 523	10.099	321	48	297.00	17.9
355	350	10	17/17.6		753 018 524	12.580	345	70	330.00	21.1
400	400	10	17/17.6		753 018 525	16.680	365	70	350.00	23.7
450	450	10	17/17.6		753 018 526	24.760	425	70	400.00	26.7
500	500	10	17/17.6		753 018 527	33.640	470	90	445.00	29.7



ecoFIT Elbow 90° PE100 d20-63mm / SDR11

Model:

- Conventional butt-welding according to DVS 2207
- IR = Infrared-(IR Plus) compatible. Choose fusion parameters: PE100



d (mm)	DN (mm)	PN (bar)	SDR	FM	Code	Weight (kg)	L (mm)	L1 (mm)	e (mm)
20	15	16	11	IR	753 108 606	0.009	38	25	1.9
25	20	16	11	IR	753 108 607	0.013	42	26	2.3
32	25	16	11	IR	753 108 608	0.026	46	27	2.9
40	32	16	11	IR	753 108 609	0.047	51	22	3.7
50	40	16	11	IR	753 108 610	0.086	58	23	4.6
63	50	16	11	IR	753 108 611	0.150	66	21	5.8

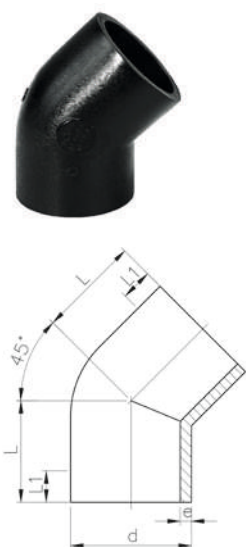


ecoFIT Elbow 45° PE100

Model:

- Conventional butt-welding according to DVS 2207
- IR = Infrared-(IR Plus) compatible. Choose fusion parameters: PE100

d (mm)	DN (mm)	PN (bar)	SDR	FM	Code	Weight (kg)	L (mm)	L1 (mm)	e (mm)
20	15	16	11	IR	753 158 606	0.007	32	24	1.9
25	20	16	11	IR	753 158 607	0.013	34	25	2.3
32	25	16	11	IR	753 158 608	0.019	36	25	2.9
40	32	16	11	IR	753 158 609	0.036	39	25	3.7
50	40	16	11	IR	753 158 610	0.059	42	26	4.6
63	50	16	11	IR	753 158 611	0.103	47	29	5.8
75	65	16	11	IR	753 158 612	0.146	49	29	6.8
90	80	16	11	IR	753 158 613	0.241	57	34	8.2
110	100	16	11	IR	753 158 614	0.442	70	43	10.0
125	100	16	11	IR	753 158 615	0.638	79	48	11.4
140	125	16	11	IR	753 158 616	0.902	88	55	12.7
160	150	16	11	IR	753 158 617	1.340	100	60	14.6
200	200	16	11	IR	753 158 619	2.612	124	75	18.2
225	200	16	11	IR	753 158 620	3.638	140	85	20.5



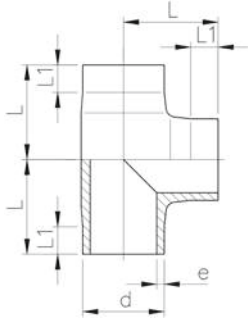
ecoFIT Elbow 45° PE100 d50-225mm / SDR17

Model:

- Conventional butt-welding according to DVS 2207
- IR = Infrared-(IR Plus) compatible. Choose fusion parameters: PE100

d (mm)	DN (mm)	PN (bar)	SDR	FM	Code	Weight (kg)	L (mm)	L1 (mm)	e (mm)
50	40	10	17/17.6	IR	753 158 535	0.045	42	26	2.9
63	50	10	17/17.6	IR	753 158 536	0.091	47	29	3.6
75	65	10	17/17.6	IR	753 158 412	0.125	49	29	4.7
90	80	10	17/17.6	IR	753 158 413	0.198	57	34	5.6
110	100	10	17/17.6	IR	753 158 414	0.375	70	43	6.9
125	100	10	17/17.6	IR	753 158 540	0.542	79	48	7.1
140	125	10	17/17.6	IR	753 158 541	0.784	88	55	8.0
160	150	10	17/17.6	IR	753 158 542	1.190	100	60	9.1
200	200	10	17/17.6	IR	753 158 544	2.331	124	75	11.4
225	200	10	17/17.6	IR	753 158 545	3.282	140	85	12.8

Tees

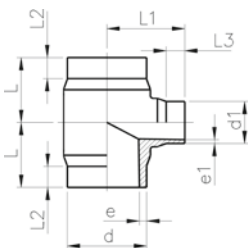


ecoFIT Tee 90° equal PE100 d20-500mm / SDR11

Model:

- Conventional butt-welding according to DVS 2207
- IR = Infrared-(IR Plus) compatible. Choose fusion parameters: PE100

d	DN	PN	SDR	FM	Code	Weight	L	L1	e
(mm)	(mm)	(bar)				(kg)	(mm)	(mm)	(mm)
20	15	16	11	IR	753 208 606	0.013	38	17	1.9
25	20	16	11	IR	753 208 607	0.021	42	17	2.3
32	25	16	11	IR	753 208 608	0.042	46	17	2.9
40	32	16	11	IR	753 208 609	0.065	51	22	3.7
50	40	16	11	IR	753 208 610	0.111	58	22	4.6
63	50	16	11	IR	753 208 611	0.202	66	21	5.8
75	65	16	11	IR	753 208 612	0.312	75	20	6.8
90	80	16	11	IR	753 208 613	0.553	90	20	8.2
110	100	16	11	IR	753 208 614	1.002	110	20	10.0
125	100	16	11	IR	753 208 615	1.509	125	25	11.4
140	125	16	11	IR	753 208 616	2.105	140	28	12.7
160	150	16	11	IR	753 208 617	3.085	160	28	14.6
180	150	16	11	IR	753 208 618	5.740	214	94	16.4
200	200	16	11	IR	753 208 619	5.982	200	35	18.2
225	200	16	11	IR	753 208 620	8.090	220	35	20.5
250	250	16	11		753 208 621	10.770	225	68	22.7
280	250	16	11		753 208 622	15.950	265	87	25.4
315	300	16	11		753 208 623	21.285	285	88	28.6
355	350	16	11		753 208 624	32.600	345	105	32.3
400	400	16	11		753 208 625	42.900	365	105	36.4
450	450	16	11		753 208 626	63.300	425	135	40.9
500	500	16	11		753 208 627	86.000	470	155	45.5



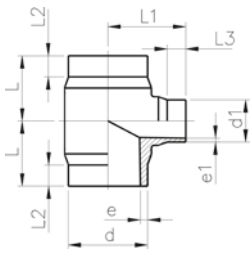
ecoFIT Tee 90° reduced PE100 d63-250mm / SDR11

Model:

- Conventional butt-welding according to DVS 2207
- IR = Infrared-(IR Plus) compatible. Choose fusion parameters: PE100

d	DN	PN	SDR	d1	FM	Code	Weight	L	L1	L2	L3	e	e1
(mm)	(mm)	(bar)		(mm)			(kg)	(mm)	(mm)	(mm)	(mm)	(mm)	(mm)
63	50	16	11	32	IR	753 208 351	0.161	65	70	25	25	5.8	2.9
63	50	16	11	50	IR	753 208 352	0.180	65	70	25	25	5.8	4.6
75	65	16	11	32	IR	753 208 353	0.255	70	75	25	25	6.8	2.9
75	65	16	11	50	IR	753 208 354	0.265	70	75	25	25	6.8	4.6
75	65	16	11	63	IR	753 208 355	0.278	70	75	25	25	6.8	5.8
90	80	16	11	50	IR	753 208 357	0.435	80	85	25	25	8.2	4.6
90	80	16	11	63	IR	753 208 358	0.448	80	85	25	25	8.2	5.8
90	80	16	11	75	IR	753 208 359	0.462	80	85	25	25	8.2	6.8
110	100	16	11	32	IR	753 208 360	0.685	90	95	30	25	10.0	2.9
110	100	16	11	50	IR	753 208 361	0.694	90	95	30	25	10.0	4.6
110	100	16	11	63	IR	753 208 362	0.709	90	95	30	25	10.0	5.8
110	100	16	11	75	IR	753 208 363	0.717	90	95	30	25	10.0	6.8
110	100	16	11	90	IR	753 208 364	0.734	90	95	30	25	10.0	8.2
160	150	16	11	63	IR	753 208 371	2.269	142	135	50	30	14.6	5.8
160	150	16	11	75	IR	753 208 372	2.255	142	135	50	30	14.6	6.8
160	150	16	11	90	IR	753 208 373	2.317	142	135	50	30	14.6	8.2
160	150	16	11	110	IR	753 208 374	2.353	142	135	50	30	14.6	10.0
225	200	16	11	90	IR	753 208 388	4.759	155	165	40	30	20.5	8.2

table continued on the next page



d	DN	PN	SDR	d1	FM	Code	Weight	L	L1	L2	L3	e	e1
(mm)	(mm)	(bar)		(mm)			(kg)	(mm)	(mm)	(mm)	(mm)	(mm)	(mm)
225	200	16	11	110	IR	753 208 389	4.796	155	165	40	30	20.5	10,0
225	200	16	11	160	IR	753 208 391	4.854	155	165	40	30	20.5	14,6
250	250	16	11	110		753 221 031	8.120	228	197	140	37	22.7	10,0
250	250	16	11	160		753 221 032	9.700	229	219	117	60	22.7	14,6

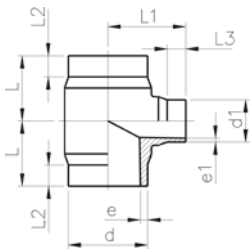


ecoFIT Tee 90° reduced PE100
d63-225mm / SDR17

Model:

- Conventional butt-welding according to DVS 2207
- IR = Infrared-(IR Plus) compatible. Choose fusion parameters: PE100
- 5 bar Gas / 10 bar Water

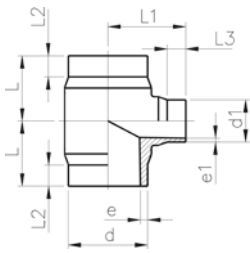
* Branch SDR11



	d	DN	PN	SDR	d1	FM	Code	Weight
	(mm)	(mm)	(bar)		(mm)			(kg)
*	63	50	10	17/17.6	32	IR	753 208 301	0.163
	63	50	10	17/17.6	50	IR	753 208 302	0.171
*	75	65	10	17/17.6	32	IR	753 208 303	0.231
	75	65	10	17/17.6	50	IR	753 208 304	0.250
	75	65	10	17/17.6	63	IR	753 208 305	0.263
	90	80	10	17/17.6	50	IR	753 208 307	0.411
	90	80	10	17/17.6	63	IR	753 208 308	0.329
	90	80	10	17/17.6	75	IR	753 208 309	0.339
*	110	100	10	17/17.6	32	IR	753 208 310	0.643
	110	100	10	17/17.6	50	IR	753 208 311	0.655
	110	100	10	17/17.6	63	IR	753 208 312	0.516
	110	100	10	17/17.6	75	IR	753 208 313	0.521
	110	100	10	17/17.6	90	IR	753 208 314	0.529
	160	150	10	17/17.6	63	IR	753 208 321	2.103
	160	150	10	17/17.6	75	IR	753 208 322	2.142
	160	150	10	17/17.6	90	IR	753 208 323	1.668
	160	150	10	17/17.6	110	IR	753 208 324	1.687
	225	200	10	17/17.6	90	IR	753 208 338	3.439
	225	200	10	17/17.6	110	IR	753 208 339	3.448
	225	200	10	17/17.6	160	IR	753 208 341	3.471

	d	L	L1	L2	L3	e	e1
	(mm)	(mm)	(mm)	(mm)	(mm)	(mm)	(mm)
*	63	65	70	25	25	3.6	2,9
	63	65	70	25	25	3.6	2,9
*	75	70	75	25	25	4.3	2,9
	75	70	75	25	25	4.3	2,9
	75	70	75	25	25	4.3	3,6
	90	80	85	25	25	5.1	2,9
	90	80	85	25	25	5.1	3,6
	90	80	85	25	25	5.1	4,3
*	110	90	95	30	25	6.3	2,9
	110	90	95	30	25	6.3	2,9
	110	90	95	30	25	6.3	3,6
	110	90	95	30	25	6.3	4,3
	110	90	95	30	25	6.3	5,1
	160	142	135	50	30	9.1	3,6
	160	142	135	50	30	9.1	4,3
	160	142	135	50	30	9.1	5,1

table continued on the next page



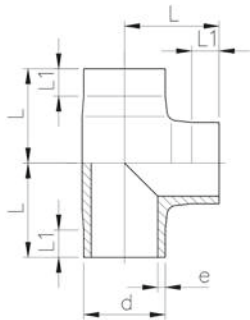
d	L	L1	L2	L3	e	e1
(mm)	(mm)	(mm)	(mm)	(mm)	(mm)	(mm)
160	142	135	50	30	9.1	6,3
225	155	165	40	30	12.8	5,1
225	155	165	40	30	12.8	6,3
225	155	165	40	30	12.8	9,1



ecoFIT Tee 90° equal PE100
d50-500mm / SDR17/17.6

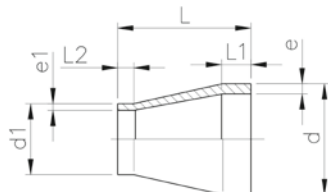
Model:

- Material: PE100
- Conventional butt-welding according to DVS 2207
- IR = Infrared-(IR Plus) compatible. Choose fusion parameters: PE100



d	DN	PN	SDR	FM	Code	Weight	L	L1	e
(mm)	(mm)	(bar)				(kg)	(mm)	(mm)	(mm)
50	40	10	17/17.6	IR	753 208 510	0.136	90	57	2.9
63	50	10	17/17.6	IR	753 208 511	0.187	107	64	3.6
75	65	10	17/17.6	IR	753 208 412	0.232	74	20	4.8
90	80	10	17/17.6	IR	753 208 413	0.408	90	20	5.6
110	100	10	17/17.6	IR	753 208 414	0.724	110	20	6.9
125	100	10	17/17.6	IR	753 208 515	1.169	125	52	7.1
140	125	10	17/17.6	IR	753 208 516	1.805	157	62	8.0
160	150	10	17/17.6	IR	753 208 517	2.375	160	57	9.1
180	150	10	17/17.6	IR	753 208 518	4.095	214	96	10.2
200	200	10	17/17.6	IR	753 208 519	5.145	220	93	11.4
225	200	10	17/17.6	IR	753 208 520	7.140	225	76	12.8
250	250	10	17/17.6		753 208 521	7.670	225	67	14.2
280	250	10	17/17.6		753 208 522	10.900	264	86	15.9
315	300	10	17/17.6		753 208 523	14.870	282	87	17.9
355	350	10	17/17.6		753 208 524	21.800	345	105	21.1
400	400	10	17/17.6		753 208 525	28.600	365	105	23.7
450	450	10	17/17.6		753 208 526	42.400	425	135	26.7
500	500	10	17/17.6		753 208 527	57.600	470	155	29.7

Reducers



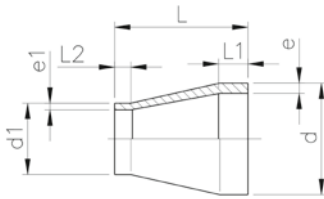
ecoFIT Reducer PE100 d25-710mm / SDR11

Model:

- Conventional butt-welding according to DVS 2207
- IR = Infrared-(IR Plus) compatible. Choose fusion parameters: PE100
- Up to d 315 injection moulded, above machined

d	d1	DN	PN	SDR	FM	Code	Weight	L	L1	L2	e	e1
(mm)	(mm)	(mm)	(bar)				(kg)	(mm)	(mm)	(mm)	(mm)	(mm)
25	20	20	16	11	IR	753 908 637	0.008	50	20	18	2.3	1,9
32	20	25	16	11	IR	753 908 642	0.010	50	20	18	2.9	1,9
32	25	25	16	11	IR	753 908 641	0.006	50	20	18	2.9	2,3
40	20	32	16	11	IR	753 908 648	0.017	58	20	20	3.7	1,9
40	25	32	16	11	IR	753 908 647	0.017	55	20	18	3.7	2,3
40	32	32	16	11	IR	753 908 646	0.019	55	20	18	3.7	2,9
50	25	40	16	11	IR	753 908 654	0.025	60	20	18	4.6	2,3
50	32	40	16	11	IR	753 908 653	0.026	60	20	18	4.6	2,9
50	40	40	16	11	IR	753 908 652	0.032	60	20	18	4.6	3,7
63	32	50	16	11	IR	753 908 660	0.046	65	20	18	5.8	2,9
63	40	50	16	11	IR	753 908 659	0.051	65	20	18	5.8	3,7
63	50	50	16	11	IR	753 908 658	0.056	65	20	18	5.8	4,6
75	40	65	16	11	IR	753 908 666	0.070	68	20	20	6.8	3,7
75	50	65	16	11	IR	753 908 665	0.074	65	20	18	6.8	4,6
75	63	65	16	11	IR	753 908 664	0.081	65	20	18	6.8	5,8
90	63	80	16	11	IR	753 908 671	0.125	75	21	17	8.2	5,8
90	75	80	16	11	IR	753 908 670	0.132	75	22	17	8.2	6,8
110	63	100	16	11	IR	753 908 672	0.219	90	28	28	10.6	6,2
110	75	100	16	11	IR	753 908 677	0.219	90	28	17	10.0	6,8
110	90	100	16	11	IR	753 908 676	0.240	90	28	20	10.0	8,2
125	110	100	16	11	IR	753 908 680	0.350	100	32	26	11.4	10,0
140	110	125	16	11	IR	753 908 685	0.437	110	35	28	12.7	10,0
140	125	125	16	11	IR	753 908 684	0.474	110	35	28	12.7	11,4
160	110	150	16	11	IR	753 908 690	0.612	120	40	25	14.6	10,0
160	140	150	16	11	IR	753 908 688	0.674	120	40	33	14.6	12,7
180	90	150	16	11	IR	753 908 149	0.925	145	50	40	16.4	8,2
180	110	150	16	11	IR	753 908 150	1.020	150	55	42	16.4	10,0
180	125	150	16	11	IR	753 908 151	1.020	143	52	40	16.4	11,4
180	140	150	16	11	IR	753 908 152	1.015	135	51	47	16.4	12,7
180	160	150	16	11	IR	753 908 153	1.140	135	55	52	16.4	14,6
200	160	200	16	11	IR	753 908 692	1.247	150	50	35	18.2	14,6
200	180	200	16	11	IR	753 908 158	1.475	145	62	54	18.2	16,4
225	110	200	16	11	IR	753 908 695	1.559	171	55	45	20.5	10,0
225	160	200	16	11	IR	753 908 696	1.590	160	55	37	20.5	14,6
225	180	200	16	11	IR	753 908 162	1.800	160	64	59	22.7	20,5
225	200	200	16	11	IR	753 908 697	1.844	160	55	48	20.5	18,2
250	160	250	16	11	IR	753 908 165	2.305	177	65	53	20.5	14,6
250	180	250	16	11		753 900 001	2.513	175	60	55	22.7	16,4
250	200	250	16	11		753 900 002	2.450	180	60	60	22.7	18,2
250	225	250	16	11		753 908 168	3.025	180	65	65	22.7	20,5
280	200	250	16	11		753 900 004	3.540	205	70	50	25.4	18,2
280	225	250	16	11		753 908 172	3.860	210	75	58	25.4	20,5
280	250	250	16	11		753 908 173	4.155	206	75	60	25.4	22,7
315	200	300	16	11		753 900 007	3.996	225	80	50	28.6	20,5
315	225	300	16	11		753 908 176	5.260	237	84	57	28.6	20,5
315	250	300	16	11		753 908 177	5.415	236	86	64	28.6	22,7
315	280	300	16	11		753 908 178	5.600	231	86	72	28.6	25,4
355	225					753 900 011	4.700	245	90	55	32.3	20,5
355	250					753 900 012	4.400	245	90	60	32.3	22,7
355	280					753 900 013	4.100	245	90	70	32.3	25,4
355	315					753 900 014	3.700	245	90	80	32.3	28,6
400	225					753 900 015	7.963	260	95	60	36.4	20,5

table continued on the next page



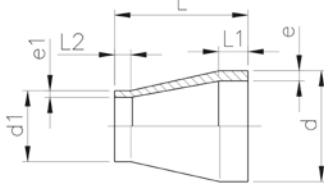
d	d1	DN	PN	SDR	FM	Code	Weight	L	L1	L2	e	e1
(mm)	(mm)	(mm)	(bar)				(kg)	(mm)	(mm)	(mm)	(mm)	(mm)
400	280					753 900 017	6.200	260	95	70	36.4	25.4
400	315					753 900 018	10.829	260	95	80	36.4	28.6
400	355					753 900 019	4.800	260	95	90	36.4	32.3
450	280					753 900 020	9.000	230	60	70	40.9	25.4
450	315					753 900 021	8.000	230	60	80	40.9	28.6
450	355					753 900 022	7.400	230	60	90	40.9	32.3
450	400					753 900 023	6.600	230	60	95	40.9	36.4
500	355					753 900 025	10.800	230	60	90	45.5	32.3
500	400					753 900 026	10.000	230	60	95	45.5	36.4
500	450					753 900 027	8.300	200	60	60	45.5	40.9
710	500					753 900 035	24.157	190	84	40	64.5	45.4
710	560					753 900 036	21.770	170	81	40	64.5	50.8
710	630					753 900 037	17.845	140	71	40	64.5	57.2



ecoFIT Reducer PE100 d50-1000mm / SDR17

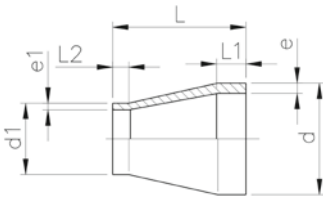
Model:

- Material: PE100
 - Conventional butt-welding according to DVS 2207
 - IR = Infrared-(IR Plus) compatible. Choose fusion parameters: PE100
- * Up to d315 injection moulded, above machined



d	d1	DN	PN	SDR	FM	Code	Weight	L	L1	L2	e	e1
(mm)	(mm)	(mm)	(bar)				(kg)	(mm)	(mm)	(mm)	(mm)	(mm)
50	40	40	10	17	IR	753 908 713	0.037	134	56	52	2.9	2.3
63	50	50	10	17	IR	753 908 718	0.055	87	29	27	3.6	2.9
75	40	65	10	17	IR	753 908 904	0.041	71	19	12	4.3	2.3
75	50	65	10	17	IR	753 908 465	0.049	65	20	20	4.3	2.9
75	63	65	10	17	IR	753 908 464	0.056	65	20	20	4.3	3.6
90	63	80	10	17	IR	753 908 471	0.083	75	20	19	5.1	3.6
90	75	80	10	17	IR	753 908 470	0.092	75	20	20	5.1	4.3
110	63	100	10	17	IR	753 908 472	0.157	90	28	28	6.9	4.0
110	75	100	10	17	IR	753 908 477	0.157	89	28	18	6.3	4.3
110	90	100	10	17	IR	753 908 476	0.164	90	28	20	6.3	5.1
125	110	100	10	17	IR	753 908 738	0.275	100	40	40	7.1	6.3
140	110	125	10	17	IR	753 908 742	0.375	120	53	43	8.0	6.3
140	125	125	10	17	IR	753 908 743	0.395	124	54	43	8.0	7.1
160	110	150	10	17	IR	753 908 746	0.460	129	40	34	9.1	6.3
160	140	150	10	17	IR	753 908 748	0.525	125	49	38	9.1	8.0
180	90	150	10	17	IR	753 908 749	0.650	145	53	42	10.2	5.1
180	110	150	10	17	IR	753 908 750	0.680	150	55	42	10.2	6.3
180	125	150	10	17	IR	753 908 751	0.705	143	52	40	10.2	7.1
180	140	150	10	17	IR	753 908 752	0.670	135	51	47	10.2	8.0
180	160	150	10	17	IR	753 908 753	0.750	135	55	52	10.2	9.1
200	160	200	10	17	IR	753 908 931	0.860	145	50	40	11.4	9.1
200	180	200	10	17	IR	753 908 758	0.955	145	62	54	11.4	10.2
225	110	200	10	17	IR	753 908 938	1.382	160	55	35	12.8	6.3
225	160	200	10	17	IR	753 908 933	1.120	160	55	40	12.8	9.1
225	180	200	10	17	IR	753 908 762	1.215	166	64	57	12.8	10.2
225	200	200	10	17	IR	753 908 932	1.234	171	55	50	12.8	11.4
250	160	250	10	17		753 908 765	1.620	174	64	52	14.2	9.1
250	180	250	10	17		753 902 801	1.690	175	60	55	14.8	10.7
250	200	250	10	17		753 902 802	1.899	180	60	60	14.8	11.9
250	225	250	10	17		753 908 768	1.990	180	65	65	14.2	12.8
280	200	250	10	17		753 902 804	2.585	205	70	50	16.6	11.9
280	225	250	10	17		753 908 772	2.505	200	70	55	15.9	12.8
280	250	250	10	17		753 908 773	2.655	200	73	62	15.9	14.2
315	200	300	10	17		753 902 807	2.907	225	80	50	18.7	11.9
315	225	300	10	17		753 908 776	3.560	237	84	59	17.9	12.8
315	250	300	10	17		753 908 777	3.695	234	88	64	17.9	14.2
315	280	300	10	17		753 908 778	3.940	227	85	72	17.9	15.9

table continued on the next page

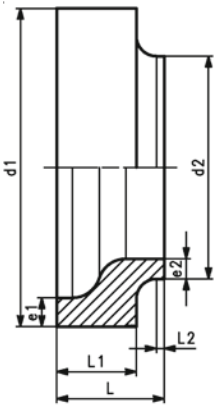


	d	d1	DN	PN	SDR	FM	Code	Weight	L	L1	L2	e	e1
	(mm)	(mm)	(mm)	(bar)				(kg)	(mm)	(mm)	(mm)	(mm)	(mm)
*	710	500	700	10	17		753 902 835	16.750	190	84	40	42.1	29,7
*	710	560	700	10	17		753 902 836	15.014	170	81	40	42.1	33,2
*	710	630	700	10	17		753 902 837	12.215	140	71	40	42.1	37,4
*	800	560	800	10	17		753 902 838	22.731	200	85	40	47.4	33,2
*	800	630	800	10	17		753 902 839	20.475	180	85	40	47.4	37,4
*	800	710	800	10	17		753 902 840	16.774	150	78	40	47.4	42,1
*	900	630	900	10	17		753 902 841	32.055	220	96	40	53.3	37,4
*	900	710	900	10	17		753 902 842	27.731	190	89	40	53.3	42,1
*	900	800	900	10	17		753 902 843	22.854	160	85	40	53.3	47,4
*	1000	800	1000	10	17		753 902 845	33.910	180	86	40	59.3	47,4
*	1000	710	1000	10	17		753 902 844	40.412	220	91	40	59.3	42,1
*	1000	900	1000	10	17		753 902 846	25.824	140	75	40	59.3	53,3

ecoFIT Flush style reducer PE100
d355-630mm / SDR11

Model:

- Conventional butt-welding according to DVS 2207
- Clamping on welding machine needs to be done always on the bigger diameter (d1)
- The butt fusion machine must be suitable to weld both dimensions (d1 and d2)



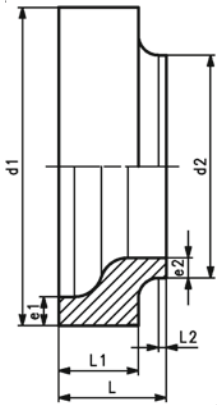
	d	d1	d2	DN	PN	SDR	Code	Weight	L	L1	L2	e1	e2
	(mm)	(mm)	(mm)	(mm)	(bar)			(kg)	(mm)	(mm)	(mm)	(mm)	(mm)
	355	355	225	350	16	11	753 909 809	5.230	130	95	10.0	32.2	20.5
	355	355	250	350	16	11	753 909 810	3.752	115	80	10.0	32.3	22.7
	355	355	280	350	16	11	753 909 811	4.066	115	80	10.0	32.3	25.4
	355	355	315	350	16	11	753 909 812	4.149	115	80	15.0	32.3	28.6
	400	400	225	400	16	11	753 909 816	7.964	145	110	10.0	36.3	20.5
	400	400	250	400	16	11	753 909 817	6.861	135	100	10.0	36.4	22.7
	400	400	280	400	16	11	753 909 818	6.679	135	100	10.0	36.4	25.4
	400	400	315	400	16	11	753 909 819	6.460	135	100	10.0	36.4	28.6
	400	400	355	400	16	11	753 909 820	6.101	135	100	13.0	36.4	32.3
	450	450	225	450	16	11	753 909 822	11.965	165	125	10.0	40.9	20.5
	450	450	250	450	16	11	753 909 823	11.087	160	120	10.0	40.9	22.7
	450	450	280	450	16	11	753 909 824	9.604	150	100	15.0	40.9	25.4
	450	450	315	450	16	11	753 909 825	9.091	150	100	15.0	40.9	28.6
	450	450	355	450	16	11	753 909 826	8.656	150	100	15.0	40.9	32.3
	450	450	400	450	16	11	753 909 827	8.369	150	100	15.0	40.9	36.4
	500	500	225	500	16	11	753 909 829	16.053	180	130	10.0	45.4	20.5
	500	500	250	500	16	11	753 909 830	15.784	180	130	10.0	45.4	22.7
	500	500	280	500	16	11	753 909 831	14.691	175	125	10.0	45.4	25.4
	500	500	315	500	16	11	753 909 832	10.921	165	115	10.0	45.5	28.6
	500	500	355	500	16	11	753 909 833	11.321	165	115	10.0	45.5	32.3
	500	500	400	500	16	11	753 909 834	12.453	165	115	10.0	45.5	36.4
	500	500	450	500	16	11	753 909 835	12.640	165	115	25.0	45.5	40.9
	560	560	315	600	16	11	753 909 836	22.204	210	160	10.0	50.8	28.6
	560	560	355	600	16	11	753 909 837	19.976	200	150	10.0	50.8	32.2
	560	560	400	600	16	11	753 909 838	17.215	185	135	10.0	50.8	36.3
	560	560	450	600	16	11	753 909 839	14.263	165	115	10.0	50.8	40.9
	560	560	500	600	16	11	753 909 840	13.955	165	115	10.0	50.8	45.4
	630	630	315	600	16	11	753 909 841	29.984	220	170	10.0	57.2	28.6
	630	630	355	600	16	11	753 909 842	29.376	220	170	10.0	57.2	32.2
	630	630	400	600	16	11	753 909 843	26.541	210	160	10.0	57.2	36.3
	630	630	450	600	16	11	753 909 844	23.034	195	145	10.0	57.2	40.9
	630	630	500	600	16	11	753 909 845	19.243	175	125	10.0	57.2	45.4
	630	630	560	600	16	11	753 909 846	17.438	165	115	20.0	57.2	50.8



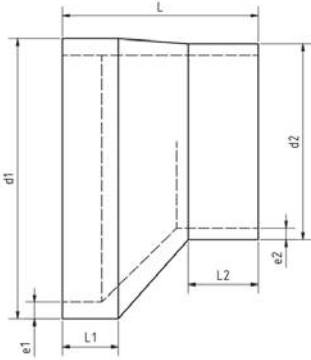
ecoFIT Flush style reducer PE100
d355-630mm / SDR17

Model:

- Conventional butt-welding according to DVS 2207
- Clamping on welding machine needs to be done always on the bigger diameter (d1)
- The butt fusion machine must be suitable to weld both dimensions (d1 and d2)



d	d1	d2	DN	PN	SDR	Code	Weight	L	L1	L2	e1	e2
(mm)	(mm)	(mm)	(mm)	(bar)			(kg)	(mm)	(mm)	(mm)	(mm)	(mm)
355	355	225	350	10	17/17.6	753 909 859	3.922	120	85	10	21.1	13.4
355	355	250	350	10	17/17.6	753 909 860	3.318	115	80	10	21.1	14.8
355	355	280	350	10	17/17.6	753 909 861	3.134	115	80	10	21.1	16.6
355	355	315	350	10	17/17.6	753 909 862	2.716	115	80	15	21.1	18.7
400	400	225	400	10	17/17.6	753 909 866	6.299	135	100	10	23.7	13.4
400	400	250	400	10	17/17.6	753 909 867	5.754	135	100	10	23.7	14.8
400	400	280	400	10	17/17.6	753 909 868	5.468	135	100	10	23.7	16.6
400	400	315	400	10	17/17.6	753 909 869	5.125	135	100	10	23.7	18.7
400	400	355	400	10	17/17.6	753 909 870	4.614	135	100	13	23.7	21.1
450	450	225	450	10	17/17.6	753 909 872	9.323	150	110	10	26.7	13.4
450	450	250	450	10	17/17.6	753 909 873	9.000	150	110	10	27.7	14.8
450	450	280	450	10	17/17.6	753 909 874	8.066	150	110	15	26.7	16.6
450	450	315	450	10	17/17.6	753 909 875	7.354	150	110	15	26.7	18.7
450	450	355	450	10	17/17.6	753 909 876	6.724	150	110	15	26.7	21.1
450	450	400	450	10	17/17.6	753 909 877	6.238	150	110	15	26.7	23.7
500	500	225	500	10	17/17.6	753 909 879	12.120	165	115	10	29.7	13.4
500	500	250	500	10	17/17.6	753 909 880	11.834	165	115	10	29.7	14.8
500	500	280	500	10	17/17.6	753 909 881	11.459	165	115	10	29.7	16.6
500	500	315	500	10	17/17.6	753 909 882	10.502	165	115	10	29.7	18.7
500	500	355	500	10	17/17.6	753 909 883	10.154	165	115	10	29.7	21.1
500	500	400	500	10	17/17.6	753 909 884	8.642	165	115	10	29.7	23.7
500	500	450	500	10	17/17.6	753 909 885	7.978	165	115	25	29.7	26.7
560	560	315	600	10	17/17.6	753 909 886	19.966	210	160	10	33.2	18.7
560	560	355	600	10	17/17.6	753 909 887	17.764	200	150	10	33.2	21.1
560	560	400	600	10	17/17.6	753 909 888	15.168	185	135	10	33.2	23.7
560	560	450	600	10	17/17.6	753 909 889	11.650	165	115	10	33.2	26.7
560	560	500	600	10	17/17.6	753 909 890	10.623	165	115	20	33.2	29.7
630	630	315	600	10	17/17.6	753 909 891	27.625	220	170	10	37.4	18.7
630	630	355	600	10	17/17.6	753 909 892	26.454	220	170	10	37.4	21.1
630	630	400	600	10	17/17.6	753 909 893	23.648	210	160	10	37.4	23.7
630	630	450	600	10	17/17.6	753 909 894	19.957	195	145	10	37.4	26.7
630	630	500	600	10	17/17.6	753 909 895	15.910	175	125	10	37.4	29.7
630	630	560	600	10	17/17.6	753 909 896	13.272	165	115	20	37.4	33.2

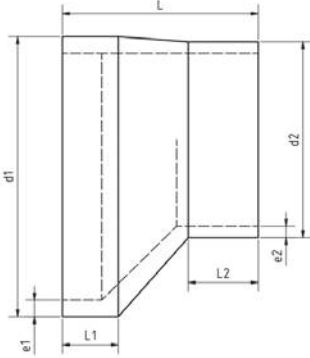


ecoFIT Reducing Bushes excentric PE100 SDR 11

Model:

- Conventional butt fusion according to DVS2207
- Machined

d	d1	d2	PN	SDR	Code	SP	L	L1	L2	e1	e2
(mm)	(mm)	(mm)	(bar)				(mm)	(mm)	(mm)	(mm)	(mm)
63	63	50	16	11	700 647 600	0	120	35	35	5,8	4,6
75	75	50	16	11	700 647 601	0	120	40	35	6,8	4,6
75	75	63	16	11	700 647 602	0	120	40	35	6,8	5,8
90	90	63	16	11	700 647 603	0	140	50	50	8,2	5,8
90	90	75	16	11	700 647 604	0	140	50	50	8,2	6,8
110	110	75	16	11	700 647 605	0	140	50	50	10	6,8
110	110	90	16	11	700 647 606	0	140	50	50	10	8,2
125	125	90	16	11	700 647 607	0	140	50	50	11,4	5,1
125	125	110	16	11	700 647 608	0	140	50	50	11,4	10
140	140	90	16	11	700 647 609	0	140	50	50	12,7	8,2
140	140	110	16	11	700 647 610	0	140	50	50	12,7	10
160	160	90	16	11	700 647 611	0	140	50	54	14,6	8,2
160	160	110	16	11	700 647 612	0	120	40	45	14,6	10
160	160	125	16	11	700 647 613	0	110	40	44	14,6	11,4
160	160	140	16	11	700 647 614	0	90	40	33	14,6	12,7
180	180	125	16	11	700 647 615	0	130	40	52	16,4	11,4
180	180	140	16	11	700 647 616	0	110	40	41	16,4	12,7
180	180	160	16	11	700 647 617	0	90	40	33	16,4	16,4
200	200	140	16	11	700 647 618	0	140	40	50	18,2	12,7
200	200	160	16	11	700 647 619	0	120	40	41	18,2	14,6
200	200	180	16	11	700 647 620	0	100	40	43	18,2	16,4
225	225	160	16	11	700 647 621	0	140	40	57	20,5	14,6
225	225	180	16	11	700 647 622	0	120	40	48	20,5	16,4
225	225	200	16	11	700 647 623	0	100	40	40	20,5	18,2
250	250	180	16	11	700 647 624	0	150	40	54	22,7	16,4
250	250	200	16	11	700 647 625	0	130	40	55	22,7	18,2
250	250	225	16	11	700 647 626	0	110	40	40	22,7	20,5
280	280	200	16	11	700 647 627	0	160	40	58	25,4	18,2
280	280	225	16	11	700 647 628	0	130	40	52	25,4	20,5
280	280	250	16	11	700 647 629	0	110	40	47	25,4	22,7
315	315	225	16	11	700 647 630	0	160	40	62	28,6	20,5
315	315	250	16	11	700 647 631	0	140	40	57	28,6	22,7
315	315	280	16	11	700 647 632	0	120	40	54	28,6	25,4
355	355	250	16	11	700 647 633	0	180	40	74	32,2	22,7
355	355	280	16	11	700 647 634	0	150	40	61	32,2	25,4
355	355	315	16	11	700 647 635	0	120	40	51	32,2	28,6
400	400	280	16	11	700 647 636	0	200	40	85	36,3	25,4
400	400	315	16	11	700 647 637	0	170	40	75	36,3	28,6
400	400	355	16	11	700 647 638	0	130	40	58	36,3	32,2
450	450	315	16	11	700 647 639	0	210	40	86	40,9	28,6
450	450	355	16	11	700 647 640	0	180	40	79	40,9	32,2
450	450	400	16	11	700 647 641	0	140	40	65	40,9	36,3
500	500	315	16	11	700 647 642	0	260	40	107	45,4	28,6
500	500	355	16	11	700 647 643	0	220	40	91	45,4	32,2
500	500	400	16	11	700 647 644	0	190	40	86	45,4	36,3
500	500	450	16	11	700 647 645	0	140	40	65	45,4	40,9
560	560	450	16	11	700 647 646	0	200	40	91	50,8	40,9
560	560	500	16	11	700 647 647	0	150	40	70	50,8	45,4
630	630	500	16	11	700 647 648	0	220	40	99	57,2	45,4
630	630	560	16	11	700 647 649	0	170	40	84	57,2	50,8



**ecoFIT Reducing Bushes excentric PE100
SDR 17.6**

Model:

- Machined
- Conventional butt fusion according to DVS2207

d	d1	d2	PN	SDR	Code	SP	L	L1	L2	e1	e2
(mm)	(mm)	(mm)	(bar)				(mm)	(mm)	(mm)	(mm)	(mm)
63	63	50	10	17.6	700 647 650	0	120	35	35	3,6	2,9
75	75	50	10	17.6	700 647 651	0	120	40	35	4,3	2,9
75	75	63	10	17.6	700 647 652	0	120	40	35	4,3	3,6
90	90	63	10	17.6	700 647 653	0	140	50	50	5,1	3,6
90	90	75	10	17.6	700 647 654	0	140	50	50	5,1	4,3
110	110	75	10	17.6	700 647 655	0	140	50	50	6,3	4,3
110	110	90	10	17.6	700 647 656	0	140	50	50	6,3	5,1
125	125	90	10	17.6	700 647 657	0	140	50	50	7,1	5,1
125	125	110	10	17.6	700 647 658	0	140	50	50	7,1	6,3
140	140	90	10	17.6	700 647 659	0	140	50	50	8,0	5,1
140	140	110	10	17.6	700 647 660	0	140	50	50	8,0	6,3
160	160	90	10	17.6	700 647 661	0	140	50	54	9,5	5,4
160	160	110	10	17.6	700 647 662	0	120	40	45	9,5	6,6
160	160	125	10	17.6	700 647 663	0	110	40	44	9,5	7,4
160	160	140	10	17.6	700 647 664	0	90	40	33	9,5	8,3
180	180	125	10	17.6	700 647 665	0	130	40	52	10,7	7,4
180	180	140	10	17.6	700 647 666	0	110	40	41	10,7	8,3
180	180	160	10	17.6	700 647 667	0	90	40	33	10,7	9,5
200	200	140	10	17.6	700 647 668	0	140	40	50	11,9	8,3
200	200	160	10	17.6	700 647 669	0	120	40	41	11,9	9,5
200	200	180	10	17.6	700 647 670	0	100	40	43	11,9	10,7
225	225	160	10	17.6	700 647 671	0	140	40	57	13,4	9,5
225	225	180	10	17.6	700 647 672	0	120	40	48	13,4	10,7
225	225	200	10	17.6	700 647 673	0	100	40	40	13,4	11,9
250	250	180	10	17.6	700 647 674	0	150	40	54	14,8	10,7
250	250	200	10	17.6	700 647 675	0	130	40	55	14,8	11,9
250	250	225	10	17.6	700 647 676	0	110	40	40	14,8	13,4
280	280	200	10	17.6	700 647 677	0	160	40	58	16,6	11,9
280	280	225	10	17.6	700 647 678	0	130	40	52	16,6	13,4
280	280	250	10	17.6	700 647 679	0	110	40	47	16,6	14,8
315	315	225	10	17.6	700 647 680	0	160	40	62	18,7	13,4
315	315	250	10	17.6	700 647 681	0	140	40	57	18,7	14,8
315	315	280	10	17.6	700 647 682	0	120	40	54	18,7	16,6
355	355	250	10	17.6	700 647 683	0	180	40	74	21,1	14,8
355	355	280	10	17.6	700 647 684	0	150	40	61	21,1	16,6
355	355	315	10	17.6	700 647 685	0	120	40	51	21,1	18,7
400	400	280	10	17.6	700 647 686	0	200	40	85	23,7	16,6
400	400	315	10	17.6	700 647 687	0	170	40	75	23,7	18,7
400	400	355	10	17.6	700 647 688	0	130	40	58	23,7	21,1
450	450	315	10	17.6	700 647 689	0	210	40	86	26,7	18,7
450	450	355	10	17.6	700 647 690	0	180	40	79	26,7	21,1
450	450	400	10	17.6	700 647 691	0	140	40	65	26,7	23,7
500	500	315	10	17.6	700 647 692	0	260	40	107	29,7	18,7
500	500	355	10	17.6	700 647 693	0	220	40	91	29,7	21,1
500	500	400	10	17.6	700 647 694	0	190	40	86	29,7	23,7
500	500	450	10	17.6	700 647 695	0	140	40	65	29,7	26,7
560	560	450	10	17.6	700 647 696	0	200	40	91	33,2	26,7
560	560	500	10	17.6	700 647 697	0	150	40	70	33,2	29,7
630	630	500	10	17.6	700 647 698	0	220	40	99	37,4	29,7
630	630	560	10	17.6	700 647 699	0	170	40	84	37,4	33,2

End cap



ecoFIT End Cap PE100 SDR 11

Model:

- Material: PE100
- Conventional butt fusion according to DVS2207
- Machined

d (mm)	PN (bar)	SDR	Code	SP	L1 (mm)	e (mm)	r (mm)	L (mm)
63	16	11	700 665 184	0	15	5.8	5	30
75	16	11	700 665 185	0	15	6.8	5	30
90	16	11	700 665 186	0	15	8.2	5	30
110	16	11	700 665 187	0	15	10.0	5	30
125	16	11	700 665 188	0	15	11.4	5	35
140	16	11	700 665 189	0	15	12.7	5	40
160	16	11	700 665 190	0	15	14.6	6	40
180	16	11	700 665 191	0	15	16.4	6	45
200	16	11	700 665 192	0	15	18.2	6	50
225	16	11	700 665 193	0	15	20.5	8	50
250	16	11	700 665 194	0	15	22.7	8	55
280	16	11	700 665 195	0	15	25.4	8	60
315	16	11	700 665 196	0	15	28.6	8	65
355	16	11	700 665 197	0	15	32.2	8	70
400	16	11	700 665 198	0	15	36.3	10	75
450	16	11	700 665 199	0	15	40.9	10	80
500	16	11	700 665 200	0	14	45.4	10	90
560	16	11	700 665 201	0	14	50.8	10	100
630	16	11	700 665 202	0	15	57.2	10	110



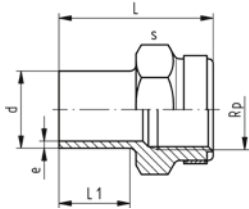
ecoFIT End Cap PE100 SDR 17.6

Model:

- Material: PE100
- Conventional butt fusion according to DVS2207
- Machined

d (mm)	PN (bar)	SDR	Code	SP	L (mm)	L1 (mm)	r (mm)	e (mm)
63	10	17.6	700 665 260	0	30	15	5	3.6
75	10	17.6	700 665 261	0	30	15	5	4.3
90	10	17.6	700 665 262	0	30	15	5	5.1
110	10	17.6	700 665 263	0	30	15	5	6.3
125	10	17.6	700 665 264	0	30	15	5	7.1
140	10	17.6	700 665 265	0	30	15	5	8.0
160	10	17.6	700 665 266	0	35	15	6	9.1
180	10	17.6	700 665 267	0	40	15	6	10.2
200	10	17.6	700 665 268	0	40	15	6	11.4
225	10	17.6	700 665 269	0	45	15	8	12.8
250	10	17.6	700 665 270	0	45	15	8	14.2
280	10	17.6	700 665 271	0	45	15	8	15.9
315	10	17.6	700 665 272	0	55	15	8	17.9
355	10	17.6	700 665 273	0	55	15	8	20.1
400	10	17.6	700 665 274	0	60	15	10	22.7
450	10	17.6	700 665 275	0	70	15	10	26.7
500	10	17.6	700 665 276	0	75	14	10	29.7
560	10	17.6	700 665 277	0	80	14	10	33.2
630	10	17.6	700 665 278	0	90	15	10	37.4

ecoFIT adaptor fittings for butt fusion

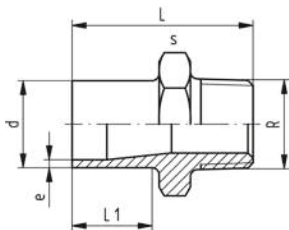


ecoFIT Adaptor socket PE100 d20-63mm / SDR11 / Female thread Rp / With butt fusion spigot

Model:

- With butt fusion spigot **SDR11** and BSP parallel female thread Rp, reinforced
- Reinforcing ring stainless (A2)
- Connection to plastic or metal threads
- Do not use thread sealing pastes that are harmful to PE
- Install with low mechanical stress and avoid large cyclic temperature changes

d (mm)	SDR (bar)	PN (bar)	Thread Type	Size (inch)	DN (mm)	FM	Code	Weight (kg)	L (mm)	L1 (mm)	s (mm)	e (mm)
20	11	16	Rp	½	15	IR	753 910 266	0.018	49	23	32	1.9
25	11	16	Rp	¾	20	IR	753 910 267	0.022	51	23	36	2.3
32	11	16	Rp	1	25	IR	753 910 268	0.038	55	23	46	3.0
40	11	16	Rp	1 ¼	32	IR	753 910 269	0.068	57	23	55	3.7
50	11	16	Rp	1 ½	40	IR	753 910 270	0.083	60	23	64	4.6
63	11	16	Rp	2	50	IR	753 910 271	0.134	62	23	80	5.8

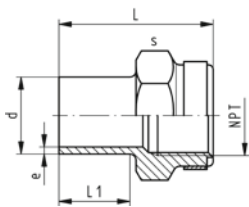


ecoFIT Adaptor nipple PE100 d20-63mm / SDR11 / Male thread R

Model:

- With butt fusion spigot SDR11 and tapered male thread
- Do not use thread sealing pastes that are harmful to PE
- Install with low mechanical stress and avoid large cyclic temperature changes

d (mm)	Thread Type	Size (inch)	DN (mm)	PN (bar)	SDR	FM	Code	Weight (kg)	L (mm)	L1 (mm)	s (mm)	e (mm)
20	R	½	15	16	11	IR	753 910 556	0.013	51	23	32	1.9
25	R	¾	20	16	11	IR	753 910 557	0.026	52	23	36	2.3
32	R	1	25	16	11	IR	753 910 558	0.028	55	23	46	3.0
40	R	1 ¼	32	16	11	IR	753 910 559	0.043	58	23	55	3.7
50	R	1 ½	40	16	11	IR	753 910 560	0.063	60	23	65	4.6
63	R	2	50	16	11	IR	753 910 561	0.104	67	26	80	5.8



ecoFIT Adaptor socket PE100 NPT d20-63mm / SDR11

Model:

- Conventional butt-welding according to DVS 2207
- IR = Infrared-(IR Plus) compatible. Choose fusion parameters: PE100
- NPT tapered female thread to ASTM F 1498
- Reinforcing ring stainless (A2)
- Connection to plastic or metal threads
- Do not use thread sealing pastes that are harmful to PE
- Install with low mechanical stress and avoid large cyclic temperature changes

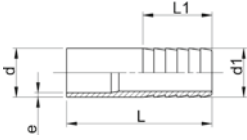
d (mm)	SDR (bar)	PN (bar)	Thread Type	Size (inch)	DN (mm)	FM	Code	Weight (kg)	L (mm)	L1 (mm)	s (mm)	e (mm)
20	11	16	NPT	½	15	IR	753 914 266	0.018	48	23	32	1.9
25	11	16	NPT	¾	20	IR	753 914 267	0.022	50	23	36	2.3
32	11	16	NPT	1	25	IR	753 914 268	0.038	54	23	46	2.9
40	11	16	NPT	1 ¼	32	IR	753 914 269	0.058	56	23	55	3.7
50	11	16	NPT	1 ½	40	IR	753 914 270	0.083	60	23	65	4.6
63	11	16	NPT	2	50	IR	753 914 271	0.134	62	23	80	5.8



ecoFIT Hose connector metric PE100
d20-63mm / SDR11

Model:

- With butt fusion spigot **SDR11** and parallel hose connection



d (mm)	d1 (mm)	DN (mm)	PN (bar)	SDR	FM	Code	Weight (kg)	L (mm)	L1 (mm)	e (mm)
20	20	15	16	11	IR	753 968 606	0.007	64	27	1.9
25	25	20	16	11	IR	753 968 607	0.015	75	36	2.3
32	32	25	16	11	IR	753 968 608	0.023	82	36	2.9
40	40	32	16	11	IR	753 968 609	0.034	84	42	3.7
50	50	40	16	11	IR	753 968 610	0.057	90	48	4.6
63	60	50	16	11	IR	753 968 611	0.095	100	50	5.8

ecoFIT installation fittings



ecoFIT installation fitting type 314 PE100

Model:

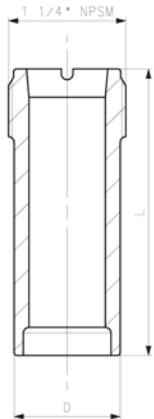
- Threaded outlet 1 ¼" NPSM
- For conventional hot gas back welding according to DVS 2207 part 3

Attention:

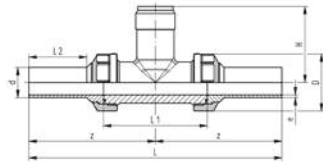
- pH sensors can also be used for dimensions above d180/DN150 and below d75/DN65 with 753 314 000. The length might have to be adjusted (sensor has to touch the medium)
- only for pressureless or low pressure application
- pressure rate depends on quality of hot gas back welding
- please consult the instruction manual
- Installation by trained and certified welders only
- sensor length depends on installation fitting

Range of use:

- Compatible Signet flow sensors: type 2551, 2537, 515, 8510, 2536, 8512
- Compatible Signet pH/ORP sensors: type 2724, 2725, 2726, 2734, 2736, 2735



d (mm)	DN	Code	Weight (kg)	D (mm)	L (mm)	Sensor Type
65 - 150	65 - 150	753 314 000	0.040	37	68	flow X0, pH XX
200 - 350	200 - 350	753 314 001	0.057	37	102	flow X1
350 - 600	350 - 600	753 314 002	0.934	37	178	flow X2



ecoFIT installation fitting type 318 PE100 For butt fusion systems metric SDR 11

Attention:

- sensor length depends on installation fitting

Model:

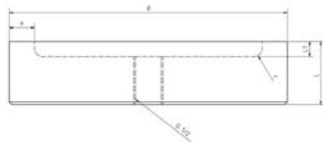
- Threaded outlet 1 ¼" NPSM
- Union end with butt fusion spigot PE100
- Body and union nut PP-H

Range of use:

- Compatible Signet pH/ORP sensors: type 2724, 2725, 2726, 2734, 2736, 2735
- Compatible Signet flow sensors: type 2551, 2537, 515, 8510, 2536, 8512

d (mm)	DN (mm)	PN (bar)	SDR	FM	EPDM Code	Weight (kg)	FKM Code
20	15	10	11	IR	753 318 006	0.136	753 318 036
25	20	10	11	IR	753 318 007	0.190	753 318 037
32	25	10	11	IR	753 318 008	0.250	753 318 038
40	32	10	11	IR	753 318 009	0.356	753 318 039
50	40	10	11	IR	753 318 010	0.510	753 318 040
63	50	10	11	IR	753 318 011	0.800	753 318 041

d (mm)	D (mm)	z (mm)	L (mm)	L1 (mm)	L2 (mm)	H (mm)	e (mm)	Sensor Type
20	48	112	224	90	52	76	1.9	flow X0, pH XX
25	58	121	242	100	53	78	2.3	flow X0, pH XX
32	65	128	256	110	55	81	2.9	flow X0, pH XX
40	79	136	272	110	60	85	3.7	flow X0, pH XX
50	91	147	294	120	66	89	4.6	flow X0, pH XX
63	105	158	316	130	70	95	5.8	flow X0, pH XX



ecoFIT End Cap PE100 SDR 11 with female thread

Model:

- Material: PE100
- Conventional butt fusion according to DVS2207
- Machined
- metric - Rp
- other thread-dimensions and NPT-thread available on request

d (mm)	Thread Type	Size (inch)	PN (bar)	SDR	Code	SP	L (mm)	L1 (mm)	e (mm)	r (mm)
63	Rp	½	16	11	700 665 203	0	30	15	5.8	5
75	Rp	½	16	11	700 665 204	0	30	15	6.8	5
90	Rp	½	16	11	700 665 205	0	30	15	8.2	5
110	Rp	½	16	11	700 665 206	0	30	15	10.0	5
125	Rp	½	16	11	700 665 207	0	35	15	11.4	5
140	Rp	½	16	11	700 665 208	0	40	15	12.7	5
160	Rp	½	16	11	700 665 209	0	40	15	14.6	6
180	Rp	½	16	11	700 665 210	0	45	15	16.4	6
200	Rp	½	16	11	700 665 211	0	50	15	18.2	6
225	Rp	½	16	11	700 665 212	0	50	15	20.5	8
250	Rp	½	16	11	700 665 213	0	55	15	22.7	8
280	Rp	½	16	11	700 665 214	0	60	15	25.4	8
315	Rp	½	16	11	700 665 215	0	65	15	28.6	8
355	Rp	½	16	11	700 665 216	0	70	15	32.2	8
400	Rp	½	16	11	700 665 217	0	75	15	36.3	10
450	Rp	½	16	11	700 665 218	0	80	15	40.9	10
500	Rp	½	16	11	700 665 219	0	90	14	45.4	10
560	Rp	½	16	11	700 665 220	0	100	14	50.8	10
630	Rp	½	16	11	700 665 221	0	110	15	57.2	10



ecoFIT End Cap PE100 SDR 17.6 with female thread

Model:

- Material: PE100
- Conventional butt fusion according to DVS2207
- Machined
- metric - Rp
- other thread-dimensions and NPT-thread available on request



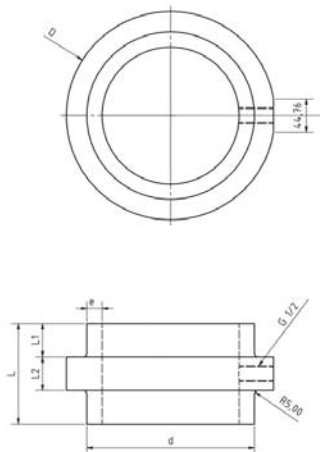
d (mm)	Thread Type	Size (inch)	PN (bar)	SDR	Code	SP	r (mm)	L (mm)	L1 (mm)	e (mm)
63	Rp	½	10	17.6	700 665 279	0	5	30	15	3.6
75	Rp	½	10	17.6	700 665 280	0	5	30	15	4.3
90	Rp	½	10	17.6	700 665 281	0	5	30	15	5.1
110	Rp	½	10	17.6	700 665 282	0	5	30	15	6.3
125	Rp	½	10	17.6	700 665 283	0	5	30	15	7.1
140	Rp	½	10	17.6	700 665 284	0	5	30	15	8.0
160	Rp	½	10	17.6	700 665 285	0	6	35	15	9.1
180	Rp	½	10	17.6	700 665 286	0	6	40	15	10.2
200	Rp	½	10	17.6	700 665 287	0	6	40	15	11.4
225	Rp	½	10	17.6	700 665 288	0	8	45	15	12.8
250	Rp	½	10	17.6	700 665 289	0	8	45	15	14.2
280	Rp	½	10	17.6	700 665 290	0	8	45	15	15.9
315	Rp	½	10	17.6	700 665 291	0	8	55	15	17.9
355	Rp	½	10	17.6	700 665 292	0	8	55	15	20.1
400	Rp	½	10	17.6	700 665 293	0	10	60	15	22.7
450	Rp	½	10	17.6	700 665 294	0	10	70	15	26.7
500	Rp	½	10	17.6	700 665 295	0	10	75	14	29.7
560	Rp	½	10	17.6	700 665 296	0	10	80	14	33.2
630	Rp	½	10	17.6	700 665 297	0	10	90	15	37.2



Installation fitting PE100 SDR 11 with female thread

Model:

- Material: PE100
- Conventional butt fusion according to DVS2207
- Machined
- metric - Rp
- other thread-dimensions and NPT-thread available on request



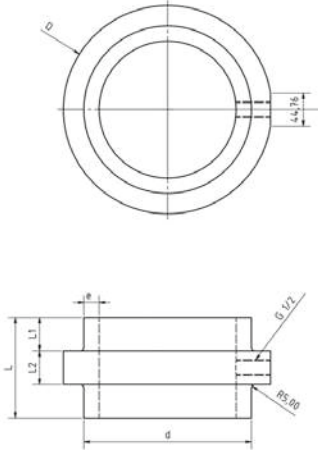
d (mm)	Thread Type	Size (inch)	PN (bar)	SDR	Code	SP	D (mm)	L (mm)	L1 (mm)	L2 (mm)	e (mm)
63	Rp	½	16	11	700 665 425	0	90	90	30	30	5.8
75	Rp	½	16	11	700 665 426	0	110	90	30	30	6.8
90	Rp	½	16	11	700 665 427	0	125	100	30	40	8.2
110	Rp	½	16	11	700 665 428	0	140	100	30	40	10.0
125	Rp	½	16	11	700 665 429	0	160	110	35	40	11.4
140	Rp	½	16	11	700 665 430	0	180	125	40	45	12.7
160	Rp	½	16	11	700 665 431	0	200	125	40	45	14.6
180	Rp	½	16	11	700 665 432	0	225	135	45	45	16.4
200	Rp	½	16	11	700 665 433	0	250	135	45	45	18.2
225	Rp	½	16	11	700 665 434	0	280	135	45	45	20.5
250	Rp	½	16	11	700 665 435	0	280	145	50	45	22.7
280	Rp	½	16	11	700 665 436	0	315	155	50	55	25.4
315	Rp	½	16	11	700 665 437	0	355	155	50	55	28.6
355	Rp	½	16	11	700 665 438	0	400	115	30	55	32.2
400	Rp	½	16	11	700 665 439	0	450	130	30	70	36.3



Installation fitting PE100 SDR 17.6 with female thread

Model:

- Material: PE100
- Conventional butt fusion according to DVS2207
- Machined
- metric - Rp
- other thread-dimensions and NPT-thread available on request



d (mm)	Thread Type	Size (inch)	PN (bar)	SDR	Code	SP	D (mm)	L (mm)	L1 (mm)	L2 (mm)	e (mm)
63	Rp	½	10	17.6	700 665 462	0	90	90	30	30	3.6
75	Rp	½	10	17.6	700 665 463	0	110	90	30	30	4.3
90	Rp	½	10	17.6	700 665 464	0	125	100	30	40	5.1
110	Rp	½	10	17.6	700 665 465	0	140	100	30	40	6.3
125	Rp	½	10	17.6	700 665 466	0	160	110	35	40	7.1
140	Rp	½	10	17.6	700 665 467	0	180	125	40	45	8.0
160	Rp	½	10	17.6	700 665 468	0	200	125	40	45	9.1
180	Rp	½	10	17.6	700 665 469	0	225	135	45	45	10.2
200	Rp	½	10	17.6	700 665 470	0	250	135	45	45	11.4
225	Rp	½	10	17.6	700 665 471	0	280	135	45	45	12.8
250	Rp	½	10	17.6	700 665 472	0	280	145	50	45	14.2
280	Rp	½	10	17.6	700 665 473	0	315	155	50	55	15.9
315	Rp	½	10	17.6	700 665 474	0	355	155	50	55	17.9
355	Rp	½	10	17.6	700 665 475	0	400	115	30	55	20.1
400	Rp	½	10	17.6	700 665 476	0	450	130	30	70	22.7

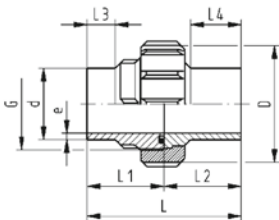
ecoFIT unions



ecoFIT Union PE100 d20-110mm / SDR11

Model:

- Conventional butt-welding according to DVS 2207
- IR = Infrared- (IR Plus) compatible.
- Gasket: O-ring EPDM
- **For the dimensions d75-110 please see instructions for the installation**



d (mm)	DN (mm)	PN (bar)	SDR	FM	EPDM Code	Weight (kg)	FKM Code	Weight (kg)
20	15	16	11	IR	753 518 606	0.048	753 528 606	0.042
25	20	16	11	IR	753 518 607	0.078	753 528 607	0.052
32	25	16	11	IR	753 518 608	0.108	753 528 608	0.083
40	32	16	11	IR	753 518 609	0.176	753 528 609	0.151
50	40	16	11	IR	753 518 610	0.241	753 528 610	0.196
63	50	16	11	IR	753 518 611	0.402	753 528 611	0.406
75	65	10	11	IR	753 518 612	0.537	753 528 612	0.520
90	80	10	11	IR	753 518 613	0.540	753 528 613	0.562
110	100	10	11	IR	753 518 614	0.783	753 528 614	0.760

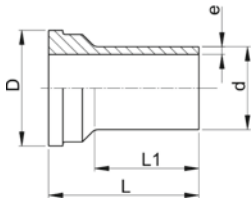
d (mm)	D (mm)	G (inch)	L (mm)	L1 (mm)	L2 (mm)	L3 (mm)	L4 (mm)	e (mm)
20	48	1	107	54.0	53	26	38	1.9
25	58	1 1/4	113	57.0	56	26	42	2.3
32	65	1 1/2	119	60.0	59	25	41	3.0
40	79	2	126	63.0	63	25	42	3.7
50	91	2 1/4	131	65.0	65	25	44	4.6
63	111	2 3/4	137	69.0	68	25	45	5.8
75	135	S107,5x3,6	132	66.0	66	24	34	6.8
90	135	S107,5x3,6	131	65.5	66	24	45	8.2
110	158	S127,5x3,6	131	65.5	66	25	40	10.0



ecoFIT Union end PE100
d20-110mm / SDR11

Model:

- Conventional butt-welding according to DVS 2207
- IR = Infrared- (IR Plus) compatible.
- **For the dimensions d75-110 please see instructions for the installation**



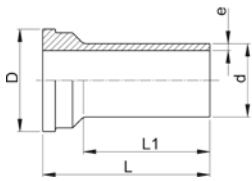
d	DN	PN	SDR	FM	Code	Weight	D	L	L1	e
(mm)	(mm)	(bar)				(kg)	(mm)	(mm)	(mm)	(mm)
20	15	16	11	IR	753 508 606	0.011	30	54	38	1.9
25	20	16	11	IR	753 508 607	0.018	39	57	42	2.3
32	25	16	11	IR	753 508 608	0.027	45	60	41	2.9
40	32	16	11	IR	753 508 609	0.044	57	63	42	3.7
50	40	16	11	IR	753 508 610	0.061	63	66	44	4.6
63	50	16	11	IR	753 508 611	0.100	78	69	45	5.8
75	65	10	11	IR	753 608 612	0.147	101	66	34	6.8
90	80	10	11	IR	753 608 613	0.156	101	66	55	8.2
110	100	10	11	IR	753 608 614	0.226	121	66	55	10.0



ecoFIT Union end long PE100
d20-63mm / SDR11

Model:

- Suitable for unions, tank connectors and diaphragm valves Type 514
- For butt-, IR Plus® and electrofusion



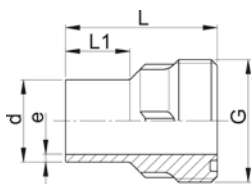
d	DN	PN	SDR	FM	Code	Weight	D	L	L1	e
(mm)	(mm)	(bar)				(kg)	(mm)	(mm)	(mm)	(mm)
20	15	16	11	IR	753 508 616	0.006	30	67	52	1.9
25	20	16	11	IR	753 508 617	0.019	39	71	53	2.3
32	25	16	11	IR	753 508 618	0.027	45	73	55	2.9
40	32	16	11	IR	753 508 619	0.048	57	81	60	3.7
50	40	16	11	IR	753 508 620	0.069	63	87	66	4.6
63	50	16	11	IR	753 508 621	0.120	78	93	70	5.8



ecoFIT Union bush PE100
d20-110mm / SDR11

Model:

- Conventional butt-welding according to DVS 2207
- IR = Infrared- (IR Plus) compatible.
- Gasket: O-ring EPDM
- **For the dimensions d75-110 please see instructions for the installation**



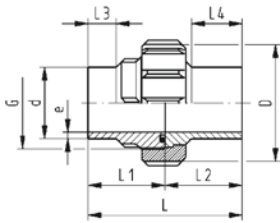
d	DN	PN	SDR	FM	Code	Weight	G	L	L1	e
(mm)	(mm)	(bar)				(kg)	(inch)	(mm)	(mm)	(mm)
20	15	16	11	IR	753 648 606	0.016	1	54	26	1.9
25	20	16	11	IR	753 648 607	0.025	1 1/4	57	26	2.3
32	25	16	11	IR	753 648 608	0.035	1 1/2	60	25	2.9
40	32	16	11	IR	753 648 609	0.057	2	63	25	3.7
50	40	16	11	IR	753 648 610	0.077	2 1/4	66	25	4.6
63	50	16	11	IR	753 648 611	0.128	2 3/4	69	25	5.8
75	65	10	11	IR	753 648 612	0.181	S107,5x3,6	66	24	6.8
90	80	10	11	IR	753 648 613	0.192	S107,5x3,6	66	24	8.2
110	100	10	11	IR	753 648 614	0.272	S127,5x3,6	66	25	10.0



ecoFIT Union PE100
d75-110mm / SDR17

Model:

- Conventional butt-welding according to DVS 2207
- IR = Infrared- (IR Plus) compatible.
- Gasket: O-ring EPDM
- **For the dimensions d75-110 please see instructions for the installation**



d (mm)	DN (mm)	PN (bar)	SDR	FM	EPDM Code	FKM Code	Weight (kg)
75	65	10	17	IR	753 518 412	753 528 412	0.476
90	80	10	17	IR	753 518 413	753 528 413	0.483
110	100	10	17	IR	753 518 414	753 528 414	0.663

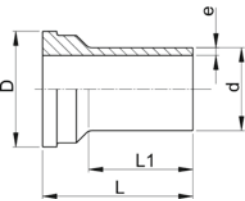
d (mm)	D (mm)	G (inch)	L (mm)	L1 (mm)	L2 (mm)	e (mm)
75	135	S107,5x3,6	132	66	66	4.3
90	135	S107,5x3,6	131	66	66	5.1
110	158	S127,5x3,6	131	66	66	6.3



ecoFIT Union end PE100
d75-110mm / SDR17

Model:

- IR = Infrared- (IR Plus) compatible.
- **For the dimensions d75-110 please see instructions for the installation**
- Conventional butt-welding according to DVS 2207



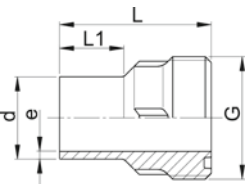
d (mm)	DN (mm)	PN (bar)	SDR	FM	Code	Weight (kg)	D (mm)	L (mm)	L1 (mm)	e (mm)
75	65	10	17	IR	753 608 412	0.124	101	66	34	4.3
90	80	10	17	IR	753 608 413	0.131	101	66	57	5.1
110	100	10	17	IR	753 608 414	0.178	121	66	55	6.3



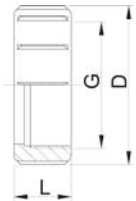
ecoFIT Union bush PE100
d75-110mm / SDR17

Model:

- Conventional butt-welding according to DVS 2207
- IR = Infrared- (IR Plus) compatible.
- **For the dimensions d75-110 please see instructions for the installation**



d (mm)	DN (mm)	PN (bar)	SDR	FM	Code	Weight (kg)	G (inch)	L (mm)	L1 (mm)	e (mm)
75	65	10	17	IR	753 648 412	0.158	S107.5x3.6	66	24	4.3
90	80	10	17	IR	753 648 413	0.161	S107.5x3.6	66	24	5.1
110	100	10	17	IR	753 648 414	0.216	S127.5x3.6	66	25	6.3

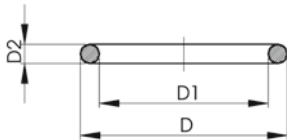


ecoFIT Union nut

Model:

- Material: PE-GF
- PE glass-fibre reinforced
- For the dimensions d75-110 please see instructions for the installation
- * PP glass fibre reinforced

	d-d (mm)	DN (mm)	Code	Weight (kg)	G (inch)	D (mm)	L (mm)
	20	15	733 690 406	0.022	1	48	24
	25	20	733 690 407	0.036	1 1/4	58	26
	32	25	733 690 408	0.042	1 1/2	65	28
	40	32	733 690 409	0.068	2	79	31
	50	40	733 690 410	0.097	2 1/4	91	35
	63	50	733 690 411	0.164	2 3/4	111	39
*	75 - 90		727 690 442	0.202	S107,5x3,6	135	40
*	90 - 110		727 690 443	0.277	S127,5x3,6	158	43



O-Ring

Model:





- For unions and adaptor unions
- Hardness approx. 65° Shore
- EPDM minimum temperature -40°C
- FKM minimum temperature -15°C


* For unions PVC-U, PVC-C and ABS: 21 51 01, 21 51 11, 21 53 03, 21 53 08, 21 55 04, 21 55 13, 21 55 18, 23 51 01 and 29 51 01 only

	d (mm)	DN (mm)	EPDM Code	Weight (kg)	FKM Code	Weight (kg)
	10 - 12	8	748 410 004	0.002	749 410 004	0.020
	16	10	748 410 005	0.002	749 410 005	0.002
	20	15	748 410 006	0.002	749 410 006	0.002
	25	20	748 410 007	0.002	749 410 007	0.002
	32	25	748 410 008	0.001	749 410 008	0.002
	40	32	748 410 009	0.003	749 410 009	0.007
	50	40	748 410 010	0.004	749 410 010	0.060
	63	50	748 410 011	0.005	749 410 011	0.003
	75	65	748 410 014	0.007	749 410 014	0.012
	90	80	748 410 015	0.008	749 410 015	0.015
*	90	80	748 410 248	0.002	749 410 248	0.002
	110	100	748 410 016	0.016	749 410 016	0.031

	d (mm)	DN (mm)	D (mm)	D1 (mm)	D2 (mm)	closest inch (inch)
	10 - 12	8	17.62	12.37	2.62	¼
	16	10	20.78	15.54	2.62	¾
	20	15	27.28	20.22	3.53	½
	25	20	35.23	28.17	3.53	¾
	32	25	39.99	32.93	3.53	1
	40	32	51.33	40.65	5.34	1 ¼
	50	40	57.68	46.99	5.34	1 ½
	63	50	70.37	59.69	5.34	2
	75	65	92.60	81.92	5.34	2 ½
	90	80	111.68	101.00	5.34	3
*	90	80	105.30	94.62	5.34	3
	110	100	134.00	120.20	6.99	4

Valves with PE ends

Valves with PE ends		Page
	PVC-U body	140
	ABS body	153
	PP body	156
	Valve ends	170



PVC-U body



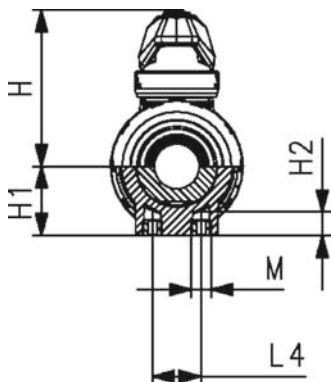
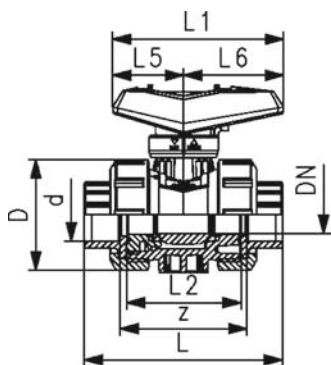
ecoFIT Ball valve type 546 Pro PVC-U With fusion sockets PE100 metric

Model:

- Material: PVC-U/PE
- Lockable lever as standard (DN10-DN50)
- For easy installation and removal
- Ball seat PTFE
- Integrated stainless steel mounting inserts
- Z-dimension, valve end and union nut **are compatible** with type 546 (1st Generation)

Option:

- Interface-module with position feedback sensor, incl. LED feedback (DN10-50)
- Manual spring return lever ("Dead man") (DN10-25)
- Pneumatic or electric actuators from GF
- Individual configuration of the valve possible



d (mm)	DN (mm)	PN (bar)	kv-value ($\Delta p=1$ bar) (l/min)	EPDM Code	Weight (kg)	FKM Code	Weight (kg)
16	10	16	71	161 546 761	0.150	161 546 771	0.150
20	15	16	185	161 546 762	0.149	161 546 772	0.151
25	20	16	350	161 546 763	0.220	161 546 773	0.220
32	25	16	700	161 546 764	0.310	161 546 774	0.329
40	32	16	1000	161 546 765	0.550	161 546 775	0.550
50	40	16	1600	161 546 766	0.750	161 546 776	0.750
63	50	16	3100	161 546 767	1.360	161 546 777	1.360

d (mm)	D (mm)	H (mm)	H1 (mm)	H2 (mm)	L (mm)	L1 (mm)	L2 (mm)	L4 (mm)	L5 (mm)	L6 (mm)	M	z (mm)	closest inch (inch)
16	50	61	27	12	93	82	56	25	35	47	M6	67	$\frac{3}{8}$
20	50	61	27	12	95	82	56	25	35	47	M6	67	$\frac{1}{2}$
25	58	74	30	12	108	106	65	25	44	62	M6	76	$\frac{3}{4}$
32	68	80	36	12	118	106	71	25	44	62	M6	82	1
40	84	95	44	15	136	131	85	45	57	74	M8	96	1 $\frac{1}{4}$
50	97	102	51	15	147	131	89	45	57	74	M8	101	1 $\frac{1}{2}$
63	124	117	64	15	168	152	101	45	66	86	M8	114	2



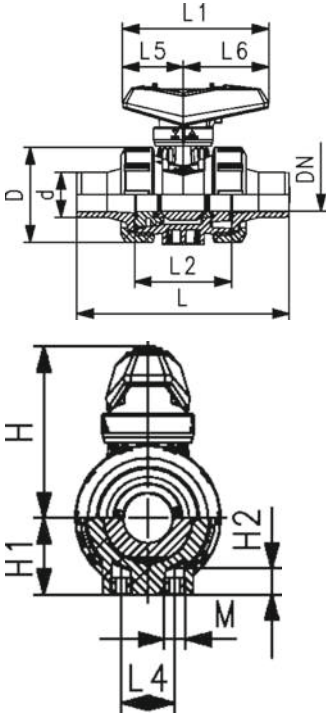
ecoFIT Ball valve type 546 Pro PVC-U
With butt fusion spigots PE100 SDR11 metric

Model:

- Material: PVC-U/PE
- Lockable lever as standard (DN10-DN50)
- For easy installation and removal
- Ball seat PTFE
- Integrated stainless steel mounting inserts
- Z-dimension, valve end and union nut **are compatible** with type 546 (1st Generation)

Option:

- Interface-module with position feedback sensor, incl. LED feedback (DN10-50)
- Manual spring return lever ("Dead man") (DN10-25)
- Pneumatic or electric actuators from GF
- Individual configuration of the valve possible



d (mm)	DN (mm)	PN (bar)	kv-value ($\Delta p=1$ bar) (l/min)	SDR	EPDM Code	Weight (kg)	FKM Code	Weight (kg)
20	15	16	185	11	161 546 782	0.151	161 546 792	0.153
25	20	16	350	11	161 546 783	0.231	161 546 793	0.220
32	25	16	700	11	161 546 784	0.329	161 546 794	0.333
40	32	16	1000	11	161 546 785	0.583	161 546 795	0.586
50	40	16	1600	11	161 546 786	0.817	161 546 796	0.826
63	50	16	3100	11	161 546 787	1.505	161 546 797	1.517

d (mm)	D (mm)	H (mm)	H1 (mm)	H2 (mm)	L (mm)	L1 (mm)	L2 (mm)	L4 (mm)	L5 (mm)	L6 (mm)	M
20	50	61	27	12	130	82	56	25	35	47	M6
25	58	74	30	12	134	105	65	25	44	62	M6
32	68	80	36	15	150	105	71	45	44	62	M8
40	84	102	51	15	189	131	89	45	57	74	M8
50	97	95	44	15	170	131	85	45	57	74	M8
63	124	117	64	15	219	152	101	70	66	86	M8



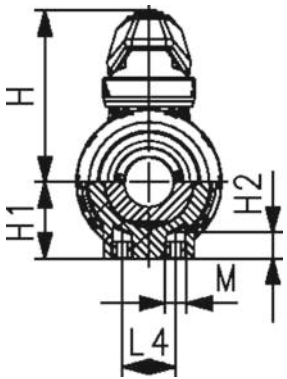
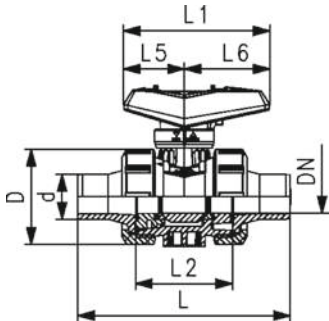
ecoFIT Ball valve type 546 Pro PVC-U
With butt fusion spigots PE100 SDR17.6 metric

Model:

- Material: PVC-U/PE
- Lockable lever as standard (DN10-DN50)
- For easy installation and removal
- Ball seat PTFE
- Integrated stainless steel mounting inserts
- Z-dimension, valve end and union nut **are compatible** with type 546 (1st Generation)

Option:

- Interface-module with position feedback sensor, incl. LED feedback (DN10-50)
- Manual spring return lever ("Dead man") (DN10-25)
- Pneumatic or electric actuators from GF
- Individual configuration of the valve possible



d	DN	PN	kv-value	SDR	EPDM	Weight	FKM	Weight
(mm)	(mm)	(bar)	($\Delta p=1$ bar)		Code	(kg)	Code	(kg)
			(l/min)					
40	32	16	1000	17.6	161 546 805	0.582	161 546 815	0.550
50	40	16	1600	17.6	161 546 806	0.750	161 546 816	0.750
63	50	16	3100	17.6	161 546 807	1.605	161 546 817	1.501

d	D	H	H1	H2	L	L1	L2	L4	L5	L6	M	z
(mm)	(mm)	(mm)	(mm)	(mm)	(mm)	(mm)	(mm)	(mm)	(mm)	(mm)	(mm)	(mm)
40	84	95	44	15	170	131	85	45	57	74	M8	170
50	97	102	51	15	190	131	89	45	57	74	M8	186
63	124	117	64	15	219	152	101	70	66	86	M8	215



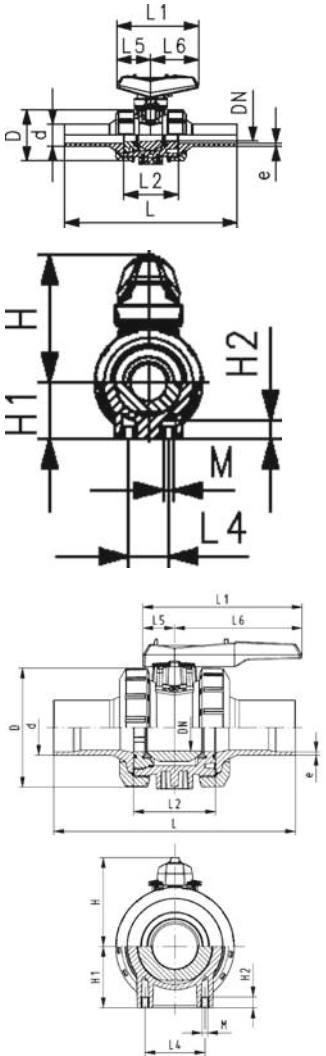
ecoFIT Ball valve type 546 Pro PVC-U
With butt fusion spigots long PE100 SDR11 metric

Model:

- Material: PVC-U/PE
- Lockable lever as standard (DN10-DN50)
- For easy installation and removal
- Ball seat PTFE
- Integrated stainless steel mounting inserts
- Z-dimension, valve end and union nut **are compatible** with type 546 (1st Generation)

Option:

- Interface-module with position feedback sensor, incl. LED feedback (DN10-50)
- Manual spring return lever ("Dead man") (DN10-25)
- Pneumatic or electric actuators from GF
- Individual configuration of the valve possible
- Multifunctional module with integrated limit switches (DN65-100)



d (mm)	DN (mm)	PN (bar)	kv-value ($\Delta p=1$ bar) (l/min)	SDR	EPDM Code	Weight (kg)	FKM Code	Weight (kg)
20	15	16	185	11	161 546 822	0.162	161 546 832	0.150
25	20	16	350		161 546 823	0.248	161 546 833	0.220
32	25	16	700	11	161 546 824	0.362	161 546 834	0.310
40	32	16	1000	11	161 546 825	0.550	161 546 835	0.550
50	40	16	1600	11	161 546 826	0.886	161 546 836	0.750
63	50	16	3100	11	161 546 827	1.630	161 546 837	1.360
75	65	16	5000	11	161 546 828	3.651	161 546 838	5.000
90	80	16	7000	11	161 546 829	6.840	161 546 839	7.500
110	100	16	11000	11	161 546 830	8.860	161 546 840	11.800

d (mm)	D (mm)	H (mm)	H1 (mm)	H2 (mm)	L (mm)	L1 (mm)	L2 (mm)	L4 (mm)	L5 (mm)	L6 (mm)	M	e (mm)
20	50	61	27	12	193	82	56	25	35	47	M6	1.9
25	58	74	30	12	216	105	65	25	44	62	M6	2.3
32	68	80	36	12	223	105	71	25	44	62	M6	2.9
40	84	95	44	15	249	131	85	45	57	74	M8	3.7
50	97	102	51	15	271	131	89	45	57	74	M8	4.6
63	124	117	64	15	320	152	101	45	66	86	M8	5.8
75	166	150	85	15	387	269	136	70	64	206	M8	6.8
90	200	161	105	15	421	269	141	70	64	206	M8	8.2
110	238	178	123	22	484	319	164	120	64	256	M12	10.0



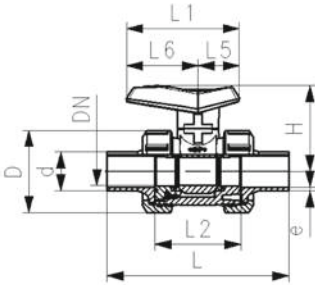
ecoFIT Ball valve type 542 PVC-U
With butt fusion spigots PE100 - SDR11 metric
With PTFE ball seal

Model:

- Material: PVC-U/ PE
- For easy installation and removal
- Ball seat PTFE/ red lever

Option:

- Individual configuration of the valve possible
- Assembling of a valve tag possible



d (mm)	DN (mm)	Size (inch)	PN (bar)	kv-value ($\Delta p=1$ bar) (l/min)	SDR	EPDM Code	SP Weight (kg)
20	15	½	10	185	11	161 542 782	1 0.151
25	20	¾	10	350	11	161 542 783	1 0.231
32	25	1	10	700	11	161 542 784	1 0.329
40	32	1 ¼	10	1000	11	161 542 785	1 0.583
50	40	1 ½	10	1600	11	161 542 786	1 0.817
63	50	2	10	3100	11	161 542 787	1 1.505

d (mm)	FKM Code	SP Weight (kg)	D (mm)	H (mm)	L (mm)	L1 (mm)	L2 (mm)	L5 (mm)	L6 (mm)	e (mm)
20	161 542 792	1 0.151	50	54	130	72	56	26	46	1.9
25	161 542 793	1 0.231	58	66	144	93	65	34	59	2.3
32	161 542 794	1 0.329	68	71	151	93	71	34	59	2.9
40	161 542 795	1 0.583	84	85	171	110	85	41	69	3.7
50	161 542 796	1 0.817	97	92	189	110	89	41	69	4.6
63	161 542 797	1 1.505	124	108	220	128	101	49	79	5.8



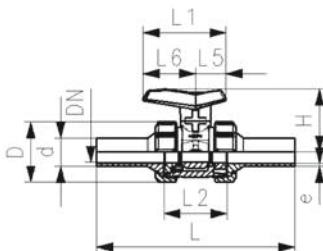
ecoFIT Ball valve type 542 PVC-U
With butt fusion spigots long PE100 - SDR11 metric
With PTFE ball seal

Model:

- Material: PVC-U/ PE
- For easy installation and removal
- Ball seat PTFE/ red lever

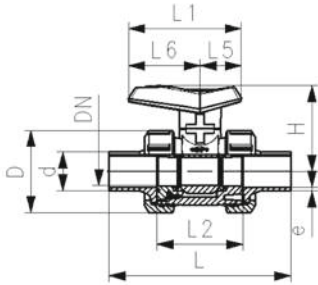
Option:

- Individual configuration of the valve possible
- Assembling of a valve tag possible



d (mm)	DN (mm)	Size (inch)	PN (bar)	kv-value ($\Delta p=1$ bar) (l/min)	SDR	EPDM Code	SP Weight (kg)
20	15	½	10	185	11	161 542 822	1 0.162
25	20	¾	10	350	11	161 542 823	1 0.248
32	25	1	10	700	11	161 542 824	1 0.362
40	32	1 ¼	10	1000	11	161 542 825	1 0.550
50	40	1 ½	10	1600	11	161 542 826	1 0.886
63	50	2	10	3100	11	161 542 827	1 1.630

d (mm)	FKM Code	SP Weight (kg)	D (mm)	H (mm)	L (mm)	L1 (mm)	L2 (mm)	L5 (mm)	L6 (mm)	e (mm)
20	161 542 832	1 0.162	50	54	193	72	56	26	46	1.9
25	161 542 833	1 0.248	58	66	218	93	65	34	59	2.3
32	161 542 834	1 0.362	68	71	224	93	71	34	59	2.9
40	161 542 835	1 0.550	84	85	250	110	85	41	69	3.7
50	161 542 836	1 0.886	97	92	271	110	89	41	69	4.6
63	161 542 837	1 1.630	124	108	321	128	101	49	79	5.8



ecoFIT Ball valve type 542 PVC-U
With butt fusion spigots PE100 - SDR11 metric
With PE ball seal

Model:

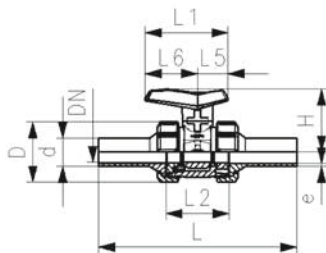
- Material: PVC-U/ PE
- For easy installation and removal
- Ball seals PE/ blue lever
- For water application

Option:

- Individual configuration of the valve possible
- Assembling of a valve tag possible

d	DN	Size	PN	kv-value	SDR	EPDM	SP	Weight	
(mm)	(mm)	(inch)	(bar)	($\Delta p=1$ bar)		Code		(kg)	
				(l/min)					
20	15	½	16	185	11	161 541 782	1	0.151	
25	20	¾	16	350	11	161 541 783	1	0.231	
32	25	1	16	700	11	161 541 784	1	0.329	
40	32	1 ¼	16	1000	11	161 541 785	1	0.583	
50	40	1 ½	16	1600	11	161 541 786	1	0.817	
63	50	2	16	3100	11	161 541 787	1	1.505	

d	D	H	L	L1	L2	L5	L6	e
(mm)	(mm)	(mm)	(mm)	(mm)	(mm)	(mm)	(mm)	(mm)
20	50	54	130	72	56	26	46	1.9
25	58	66	144	93	65	34	59	2.3
32	68	71	151	93	71	34	59	2.9
40	84	85	171	110	85	41	69	3.7
50	97	92	189	110	89	41	69	4.6
63	124	108	220	128	101	49	79	5.8



ecoFIT Ball valve type 542 PVC-U
With butt fusion spigots long PE100 - SDR11 metric
With PE ball seal

Model:

- Material: PVC-U/ PE
- For easy installation and removal
- Ball seals PE/ blue lever
- For water application

Option:

- Individual configuration of the valve possible
- Assembling of a valve tag possible

d	DN	Size	PN	kv-value	SDR	EPDM	SP	Weight	
(mm)	(mm)	(inch)	(bar)	($\Delta p=1$ bar)		Code		(kg)	
				(l/min)					
20	15	½	16	185	11	161 541 822	1	0.162	
25	20	¾	16	350	11	161 541 823	1	0.248	
32	25	1	16	700	11	161 541 824	1	0.362	
40	32	1 ¼	16	1000	11	161 541 825	1	0.550	
50	40	1 ½	16	1600	11	161 541 826	1	0.886	
63	50	2	16	3100	11	161 541 827	1	1.630	

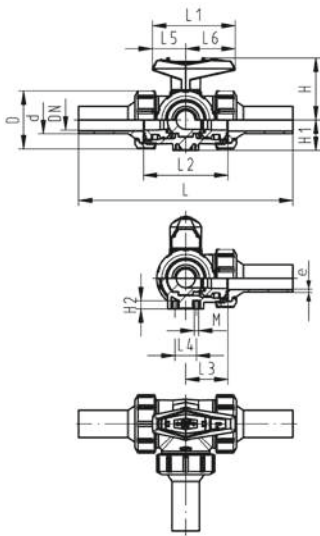
d	D	H	L	L1	L2	L5	L6	e
(mm)	(mm)	(mm)	(mm)	(mm)	(mm)	(mm)	(mm)	(mm)
20	50	54	193	72	56	26	46	1.9
25	58	66	218	93	65	34	59	2.3
32	68	71	224	93	71	34	59	2.9
40	84	85	250	110	85	41	69	3.7
50	97	92	271	110	89	41	69	4.6
63	124	108	321	128	101	49	79	5.8



ecoFIT 3-Way ball valve type 543 PVC-U
Horizontal/L-port
With butt fusion spigots long PE100 SDR11 metric

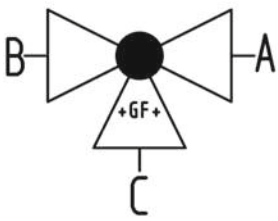
Model:

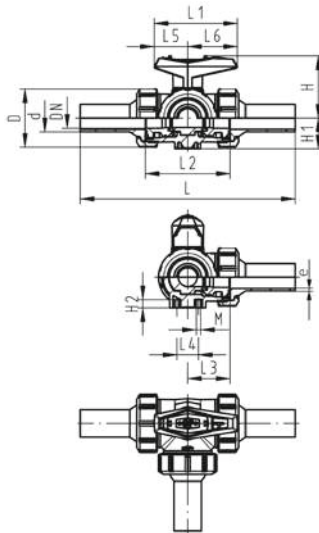
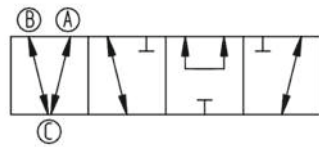
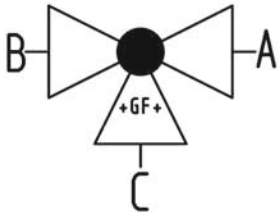
- Material: PVC-U/PE
- For easy installation and removal (valve end and union nut are compatible with type 546)
- Ball seat PTFE
- Pneumatic or electric actuator available separately
- Angle of operation 360° without turn limiter
- Turn limiter 90° enclosed, in different positions usable as a clip-on ring
- Integrated stainless steel mounting inserts
- Delivery status A-C opened, see flow scheme



d (mm)	DN (mm)	Size (inch)	PN (bar)	kv-value ($\Delta p=1$ bar) (l/min)	EPDM Code	Weight (kg)	FKM Code	Weight (kg)
20	15	½	10	75	161 543 462	0.254	161 543 472	0.254
25	20	¾	10	150	161 543 463	0.370	161 543 473	0.370
32	25	1	10	280	161 543 464	0.563	161 543 474	0.563
40	32	1 ¼	10	480	161 543 465	0.953	161 543 475	0.953
50	40	1 ½	10	620	161 543 466	1.444	161 543 476	1.444
63	50	2	10	1230	161 543 467	3.141	161 543 477	3.141

d (mm)	D (mm)	L (mm)	L1 (mm)	L2 (mm)	L3 (mm)	L4 (mm)	L5 (mm)	L6 (mm)	H (mm)	H1 (mm)	H2 (mm)	M (mm)	e (mm)	closest inch (inch)
20	50	210	77	73	36	25	32	45	57	28	8	6	1.9	½
25	58	237	97	86	43	25	39	58	67	32	8	6	2.3	¾
32	68	251	97	99	50	25	39	58	73	36	8	6	2.9	1
40	84	283	128	120	60	45	54	74	90	45	9	8	3.7	1 ¼
50	97	319	128	137	69	45	54	74	97	51	9	8	4.6	1 ½
63	124	399	152	179	89	45	66	87	116	65	9	8	5.8	2





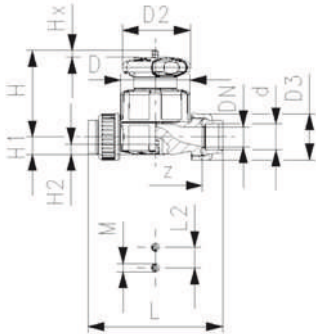
ecoFIT 3-Way ball valve type 543 PVC-U
Horizontal/T-port
With butt fusion spigots long PE100 SDR11 metric

Model:

- Material: PVC-U/PE
- For easy installation and removal (valve end and union nut are compatible with type 546)
- Ball seat PTFE
- Pneumatic or electric actuator available separately
- Angle of operation 360° without turn limiter
- Turn limiter 90° enclosed, in different positions usable as a clip-on ring
- Integrated stainless steel mounting inserts
- Delivery status A-B-C opened, see flow scheme

d (mm)	DN (mm)	Size (inch)	PN (bar)	kv-value ($\Delta p=1$ bar) (l/min)	EPDM Code	Weight (kg)	FKM Code	Weight (kg)
20	15	½	10	200	161 543 482	0.253	161 543 492	0.253
25	20	¾	10	470	161 543 483	0.368	161 543 493	0.368
32	25	1	10	793	161 543 484	0.556	161 543 494	0.556
40	32	1 ¼	10	1290	161 543 485	0.942	161 543 495	0.942
50	40	1 ½	10	1910	161 543 486	1.423	161 543 496	1.423
63	50	2	10	3100	161 543 487	2.770	161 543 497	3.096

d (mm)	D (mm)	L (mm)	L1 (mm)	L2 (mm)	L3 (mm)	L4 (mm)	L5 (mm)	L6 (mm)	H (mm)	H1 (mm)	H2 (mm)	M (mm)	e (mm)	closest inch (inch)
20	50	210	77	73	36	25	32	45	57	28	8	6	1.9	½
25	58	237	97	86	43	25	39	58	67	32	8	6	2.3	¾
32	68	251	97	99	50	25	39	58	73	36	8	6	2.9	1
40	84	283	128	120	60	45	54	74	90	45	9	8	3.7	1 ¼
50	97	319	128	137	69	45	54	74	97	51	9	8	4.6	1 ½
63	124	399	152	179	89	45	66	87	116	65	9	8	5.8	2



ecoFIT Diaphragm valve type 514 With fusion sockets PE80 metric

Model:

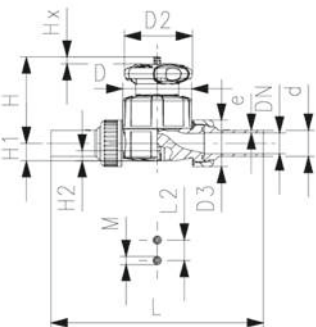
- Material: PVC-U/PE
- Double flow rate compared to predecessor
- One housing nut replaces four screws
- Handwheel with built-in locking mechanism
- For easy installation and removal
- Short overall length

Option:

- Individual configuration of the valve
- Self adjusting multifunctional module with integrated limit switches
- PN16 available as a configuration

d (mm)	DN (mm)	Size (inch)	PN (bar)	kv-value ($\Delta p=1$ bar) (L/min)	EPDM Code	Weight (kg)
20	15	½	10	125	161 514 212	0.290
25	20	¾	10	271	161 514 213	0.416
32	25	1	10	481	161 514 214	0.662
40	32	1 ¼	10	759	161 514 215	1.405
50	40	1 ½	10	1263	161 514 216	2.492
63	50	2	10	1728	161 514 217	3.331

d (mm)	D (mm)	D2 (mm)	D3 (mm)	L (mm)	L2 (mm)	H (mm)	H1 (mm)	H2 (mm)	M	z (mm)	Lift = Hx (mm)	closest inch (inch)
20	65	65	43	128	25	73	14	12	M6	100	7	½
25	80	65	51	150	25	81	18	12	M6	118	10	¾
32	88	87	58	162	25	107	22	12	M6	126	13	1
40	101	87	72	184	45	115	26	15	M8	144	15	1 ¼
50	117	135	83	210	45	148	32	15	M8	164	19	1 ½
63	144	135	100	248	45	166	39	15	M8	194	25	2



ecoFIT Diaphragm valve type 514 With butt and electro fusion ends PE100 SDR11 metric

Model:

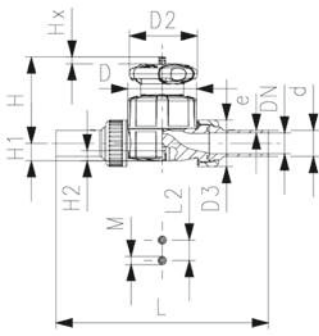
- Material: PVC-U/PE
- Double flow rate compared to predecessor
- One housing nut replaces four screws
- Handwheel with built-in locking mechanism
- For easy installation and removal
- Short overall length

Option:

- Individual configuration of the valve
- Self adjusting multifunctional module with integrated limit switches
- PN16 available as a configuration

d (mm)	DN (mm)	Size (inch)	PN (bar)	kv-value ($\Delta p=1$ bar) (L/min)	EPDM Code	Weight (kg)
20	15	½	10	125	161 514 312	0.357
25	20	¾	10	271	161 514 313	0.431
32	25	1	10	481	161 514 314	0.683
40	32	1 ¼	10	759	161 514 315	1.443
50	40	1 ½	10	1263	161 514 316	1.663
63	50	2	10	1728	161 514 317	2.568

table continued on the next page



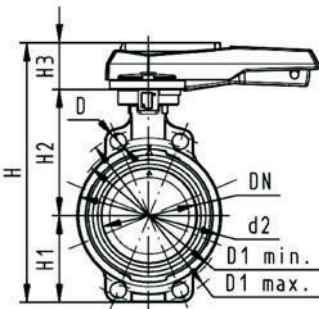
d (mm)	D (mm)	D2 (mm)	D3 (mm)	L (mm)	L2 (mm)	H (mm)	H1 (mm)	H2 (mm)	M	Lift = Hx (mm)	e (mm)	closest inch (inch)
20	65	65	43	196	25	73	14	12	M6	7	1.9	1/2
25	80	65	51	221	25	81	18	12	M6	10	2.3	3/4
32	88	87	58	234	25	107	22	12	M6	13	2.9	1
40	101	87	72	260	45	115	26	15	M8	15	3.7	1 1/4
50	117	135	83	284	45	148	32	15	M8	19	4.6	1 1/2
63	144	135	100	321	45	166	39	15	M8	25	5.8	2



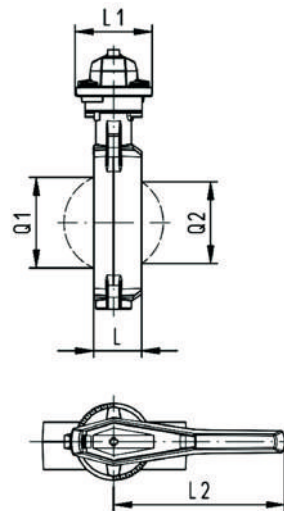
**Wafer-style, intermediate installation butterfly valve type 567 PVC-U
With hand lever
Flange standard metric/ANSI/BS/JIS**

Model:

- Up to DN 300: Overall length according to EN558 (DN 50-200: line 25, DN250, 300 line 16), ISO 5752
- Connecting dimension: ISO 7005 PN 10, EN 1092 PN 10, DIN 2501 PN 10, ANSI/ASME B 16.5 Class 150, BS 1560: 1989, BS 4504, JIS B 2220
- We recommend for the dimensions DN250 and DN300 only 6 bar maximum system pressure for the hand lever version



d (mm)	Size (inch)	DN (mm)	PN (bar)	kv-value (Δp=1 bar) (l/min)	EPDM Code	FKM Code	Weight (kg)
63	2	50	10	740	161 567 002	161 567 022	1.259
75	2 1/2	65	10	1500	161 567 003	161 567 023	1.799
90	3	80	10	2400	161 567 004	161 567 024	1.534
110	4	100	10	3800	161 567 005	161 567 025	2.235
140	5	125	10	8600	161 567 006	161 567 026	2.799
160	6	150	10	11400	161 567 007	161 567 027	3.791
225	8	200	10	19900	161 567 008	161 567 028	6.570
280	10	250	10	34000	161 567 009	161 567 029	12.998
315	12	300	10	50000	161 567 010	161 567 030	19.139



d (mm)	D (mm)	D1 min. (mm)	D1 max. (mm)	d2 (mm)	H (mm)	H1 (mm)	H2 (mm)	H3 (mm)	L (mm)	L1 (mm)	L2 (mm)	Q1 (mm)	Q2 (mm)
63	19	120.0	125.0	104	265	77	134	54	45	106	205	40	35
75	19	139.7	145.0	115	268	83	140	45	46	106	205	54	
90	19	150.0	160.0	131	289	89	146	54	49	106	205	67	50
110	19	175.0	190.5	161	326	104	167	55	56	106	255	88	74
140	23	210.0	215.9	187	353	117	181	55	64	106	255	113	97
160	24	241.3	241.3	215	374	130	189	55	72	106	255	139	123
225	23	290.0	295.0	267	435	158	210	67	73	140	408	178	169
280	25	353.0	362.0	329	554	205	264	85	113	149	408	210	207
315	25	400.0	432.0	379	598	228	285	85	113	149	408	256	253



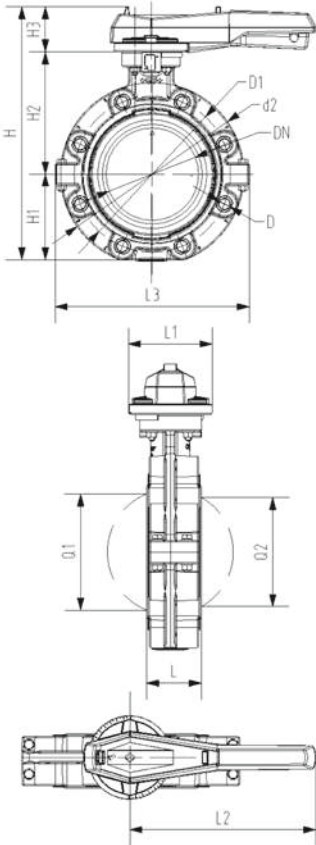
Lug-style, end installation butterfly valve type 578 PVC-U
With hand lever
Flange standard metric

Model:

- Housing material: PP-GF30 with SS316 lug-inserts
- Overall length according to EN 558, ISO 5752 (DN50 - 200 line 25, DN250 - 300 line 10)
- Connecting dimension: ISO 7005 PN10, EN 1092 PN10, DIN 2501 PN10
- We recommend for the dimensions DN250 and DN300 only 6 bar maximum system pressure for the hand lever version

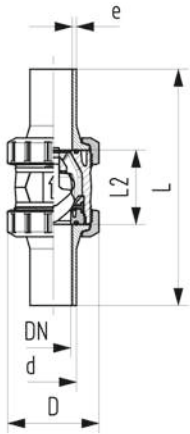
Option:

- Optional accessory: Valve-Integrated position feedback with limit switches (limit switches have to be ordered separately)



d (mm)	Size (inch)	DN (mm)	PN (bar)	kv-value ($\Delta p=1$ bar) (l/min)	EPDM Code	Weight (kg)	FKM Code	Weight (kg)
63	2	50	10	740	161 578 002	1.800	161 578 022	1.800
75	2 ½	65	10	1500	161 578 003	1.895	161 578 023	1.895
90	3	80	10	2400	161 578 004	2.251	161 578 024	2.251
110	4	100	10	3800	161 578 005	3.146	161 578 025	3.146
140	5	125	10	8600	161 578 006	4.660	161 578 026	4.660
160	6	150	10	11400	161 578 007	6.430	161 578 027	6.430
225	8	200	10	19900	161 578 008	8.625	161 578 028	8.625
280	10	250	10	34000	161 578 009	19.528	161 578 029	19.528
315	12	300	10	50000	161 578 010	26.106	161 578 030	26.106

d (mm)	d2 (mm)	D	D1 (mm)	D3 (mm)	H (mm)	H1 (mm)	H2 (mm)	H3 (mm)	L (mm)	L1 (mm)	L2 (mm)	L3 (mm)	Q1 (mm)	Q2 (mm)
63	160	M16	125	27	265	77	134	62	45	78	112	179	40	
75	180	M16	145	27	277	83	140	62	46	78	112	179	54	35
90	195	M16	160	27	289	89	146	62	49	78	112	179	67	50
110	226	M16	180	27	328	106	167	62	56	78	112	179	88	74
140	258	M16	210	27	357	121	181	62	64	78	112	179	113	97
160	284	M20	240	27	377	133	189	62	72	78	112	179	139	123
225	341	M20	295	27	436	159	210	62	73	78	112	179	178	169
280	412	M20	350	200	536	205	264	69	113	97	130	198	210	207
315	482	M20	400	200	586	234	285	69	113	97	130	198	256	253



ecoFIT Check valve type 561 PVC-U
Without spring
With butt fusion spigots long PE100 SDR11 metric

Model:

- Material: PVC-U/PE
- Designed for easy installation and removal
- Vibration free even at high flow velocity
- Flow-optimized return cone, double guided
- For vertical installation
- Compact installation length, same as ball valve type 546
- Z-length, end connectors and union nuts **not** compatible with type 360

d	DN	Size	PN	kv-value	SDR	EPDM	Weight	FKM	Weight
(mm)	(mm)	(inch)	(bar)	($\Delta p=1$ bar)		Code	(kg)	Code	(kg)
20	15	½	16	180	11	161 561 142	0.130	800 050 344	0.130
25	20	¾	16	380	11	161 561 143	0.260	800 050 345	0.250
32	25	1	16	460	11	161 561 144	0.300	800 050 346	0.320
40	32	1 ¼	16	850	11	161 561 145	0.520	800 050 308	0.530
50	40	1 ½	16	1080	11	161 561 146	0.780	800 050 347	0.810
63	50	2	16	1670	11	161 561 147	1.410	800 050 348	1.530
75	65	2 ½	10	2950	11	161 561 148	3.260	800 050 837	3.160
90	80	3	10	3600	11	161 561 149	5.170	800048959	5.520
110	100	4	10	4150	11	161 561 150	8.310	800 050 839	8.930

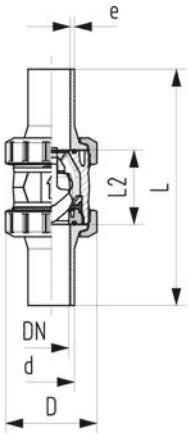
d	D	L	L2	e	closest
(mm)	(mm)	(mm)	(mm)	(mm)	inch
20	50	193	56	2.3	½
25	58	216	65	2.3	¾
32	68	223	71	3.0	1
40	84	249	85	3.7	1 ¼
50	97	271	89	4.6	1 ½
63	124	321	101	5.8	2
75	166	386	136		2 ½
90	200	421	141	8.2	3
110	238	484	164	10.0	4



ecoFIT
Check valve type 562
With butt fusion spigots long
PE100 SDR11 metric

Model:

- Material: PVC-U/PE
- For horizontal or vertical installation
- Spring loaded, spring made of stainless steel (1.4310)
- Spring available in other materials, see spare parts
- Designed for easy installation and removal
- Vibration free even at high flow velocity
- Flow-optimized return cone, double guided
- Compact installation length, same as ball valve type 546
- Z-length, end connectors and union nuts **not** compatible with type 360



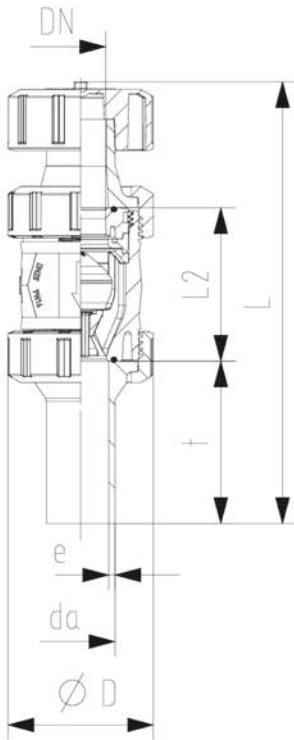
d	DN	PN	kv-value	EPDM	Weight	D	L	L2	e	closest
(mm)	(mm)	(bar)	($\Delta p=1$ bar)	Code	(kg)	(mm)	(mm)	(mm)	(mm)	inch
			(l/min)							(inch)
20	15	16	180	161 562 142	0.130	50	193	56	2.3	½
25	20	16	380	161 562 143	0.260	58	216	65	2.3	¾
32	25	16	460	161 562 144	0.300	68	223	71	3.0	1
40	32	16	850	161 562 145	0.520	84	249	85	3.7	1 ¼
50	40	16	1080	161 562 146	0.780	97	271	89	4.6	1 ½
63	50	16	1670	161 562 147	1.410	124	321	101	5.8	2
75	65	16	2950	161 562 148	3.260	166	386	136	6.8	2 ½
90	80	16	3600	161 562 149	5.170	200	421	141	8.2	3
110	100	16	4150	161 562 150	8.310	238	484	164	10.0	4



ecoFIT Ventilating and bleed valve Type 591
With butt fusion spigots long
PE100 SDR11 metric

Model:

- Material: PVC-U/PE
- With protection cap up to DN50 made of PP-GF, DN65-100 made of POM
- Floater made of PP-H
- Designed for easy installation and removal
- Compact installation length



d	DN	PN	EPDM Code	FKM Code	D	L	L2	t	e	closest inch
(mm)	(mm)	(bar)			(mm)	(mm)	(mm)	(mm)	(mm)	(inch)
20	15	16	161 591 121	161 591 130	50	175	56	69	2.25	½
25	20	16	161 591 122	161 591 131	58	195	65	76	2.30	¾
32	25	16	161 591 123	161 591 132	68	207	71	76	2.90	1
40	32	16	161 591 124	161 591 133	84	230	85	82	3.70	1 ¼
50	40	16	161 591 125	161 591 134	97	254	89	91	4.60	1 ½
63	50	16	161 591 126	161 591 135	124	298	101	110	5.80	2
75	65	16	161 591 127	161 591 136	166	334	136	125	6.80	2 ½
90	80	16	161 591 128	161 591 137	200	360	141	140	8.20	3
110	100	16	161 591 129	161 591 138	238	411	164	160	10.00	4

ABS body



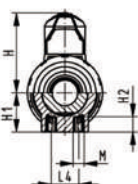
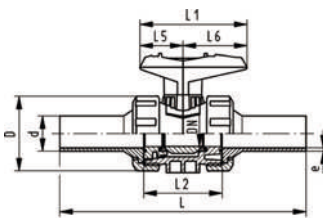
ecoFIT Ball valve type 546 Pro ABS
With butt fusion spigots long
PE100 SDR11 metric

Model:

- Material: ABS/PE
- For easy installation and removal
- Ball seat PTFE
- Integrated stainless steel mounting inserts
- Valve end and union nut are **not compatible** with type 346 (DN10/15-50) and type 370 (DN65-100)

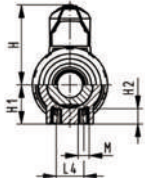
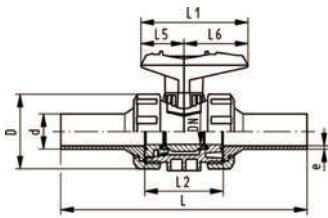
Option:

- Individual configuration of the valve
- Multifunctional module with integrated limit switches
- Pneumatic or electric actuators from GF



d	DN	PN	kv-value	SDR	EPDM Code	Weight
(mm)	(mm)	(bar)	(Δp=1 bar)			(kg)
			(l/min)			
20	15	10	185	11	800 024 832	0.150
25	20	10	350	11	800 024 834	0.220
32	25	10	700	11	800 015 141	0.310
40	32	10	1000	11	800 015 142	0.530
50	40	10	1600	11	800 015 179	0.740

table continued on the next page



d (mm)	DN (mm)	PN (bar)	kv-value ($\Delta p=1$ bar) (l/min)	SDR	EPDM Code	Weight (kg)
63	50	10	3100	11	800 015 143	1.370
75	65	10	5000	11	800 045 326	3.900
90	80	10	7000	11	800 045 327	3.900
110	100	10	11000	11	800 045 328	3.900

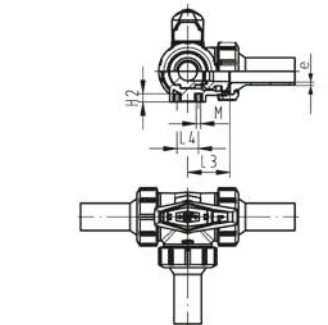
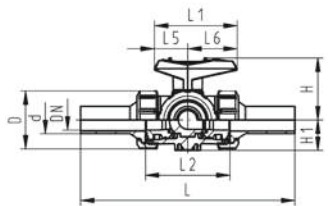
d (mm)	D (mm)	H (mm)	H1 (mm)	H2 (mm)	L (mm)	L1 (mm)	L2 (mm)	L4 (mm)	L5 (mm)	L6 (mm)	M	e (mm)	closest inch (inch)
20	50	57	27	12	193	77	56	25	32	45	M6	1.9	1/2
25	58	67	30	12	216	97	65	25	39	58	M6	2.3	3/4
32	68	73	36	12	223	97	71	25	39	58	M6	2.9	1
40	84	90	44	15	249	128	85	45	54	74	M8	3.7	1 1/4
50	97	97	51	15	271	128	89	45	54	74	M8	4.6	1 1/2
63	124	116	64	15	321	152	101	45	66	87	M8	5.8	2
75	166	149	85	15	386	270	136	70	64	206	M8	6.8	2 1/2
90	200	161	105	15	421	270	141	70	64	206	M8	8.2	3
110	238	178	123	22	484	320	164	120	64	256	M12	10.0	4



ecoFIT 3-Way ball valve type 543 ABS
Horizontal/L-port
With butt fusion spigots long PE100 SDR11 metric

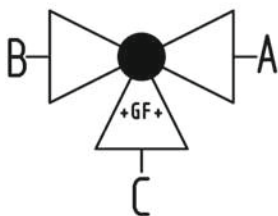
Model:

- Material: ABS/PE
- For easy installation and removal (valve end and union nut are compatible with type 546)
- Ball seat PTFE
- Pneumatic or electric actuator available separately
- Angle of operation 360° without turn limiter
- Turn limiter 90° enclosed, in different positions usable as a clip-on ring
- Integrated stainless steel mounting inserts
- Delivery status A-C opened, see flow scheme



d (mm)	DN (mm)	Size (inch)	PN (bar)	kv-value ($\Delta p=1$ bar) (l/min)	EPDM Code	Weight (kg)
20	15	1/2	10	75	169 543 302	0.203
25	20	3/4	10	150	169 543 303	0.296
32	25	1	10	280	169 543 304	0.450
40	32	1 1/4	10	480	169 543 305	0.762
50	40	1 1/2	10	620	169 543 306	1.161
63	50	2	10	1230	169 543 307	2.509

d (mm)	D (mm)	L (mm)	L1 (mm)	L2 (mm)	L3 (mm)	L4 (mm)	L5 (mm)	L6 (mm)	H (mm)	H1 (mm)	H2 (mm)	M	e (mm)	closest inch (inch)
20	50	210	77	73	36	25	32	45	57	28	8	6	1.9	1/2
25	58	237	97	86	43	25	39	58	67	32	8	6	2.3	3/4
32	68	251	97	99	50	25	39	58	73	36	8	6	2.9	1
40	84	283	128	120	60	45	54	74	90	45	9	8	3.7	1 1/4
50	97	319	128	137	69	45	54	74	97	51	9	8	4.6	1 1/2
63	124	399	152	179	89	45	66	87	116	65	9	8	5.8	2

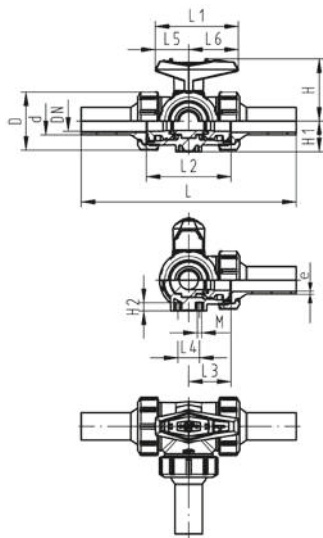




ecoFIT 3-Way ball valve type 543 ABS
Horizontal/T-port
With butt fusion spigots long PE100 SDR11 metric

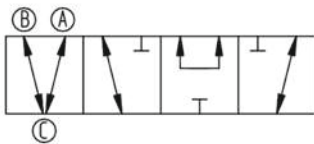
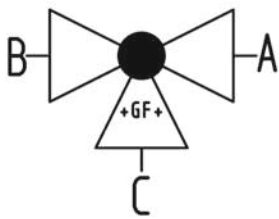
Model:

- Material: ABS/PE
- For easy installation and removal (valve end and union nut are compatible with type 546)
- Ball seat PTFE
- Pneumatic or electric actuator available separately
- Angle of operation 360° without turn limiter
- Turn limiter 90° enclosed, in different positions usable as a clip-on ring
- Integrated stainless steel mounting inserts
- Delivery status A-B-C opened, see flow scheme



d	DN	Size	PN	kv-value	EPDM	Weight
(mm)	(mm)	(inch)	(bar)	($\Delta p=1$ bar)	Code	(kg)
				(l/min)		
20	15	½	10	200	169 543 322	0.203
25	20	¾	10	470	169 543 323	0.296
32	25	1	10	793	169 543 324	0.450
40	32	1 ¼	10	1290	169 543 325	0.762
50	40	1 ½	10	1910	169 543 326	1.161
63	50	2	10	3100	169 543 327	2.509

d	D	L	L1	L2	L3	L4	L5	L6	H	H1	H2	M	e	closest
(mm)	(mm)	(mm)	(mm)	(mm)	(mm)	(mm)	(mm)	(mm)	(mm)	(mm)	(mm)	(mm)	(mm)	inch
														(inch)
20	50	210	77	73	36	25	32	45	57	28	8	6	1.9	½
25	58	237	97	86	43	25	39	58	67	32	8	6	2.3	¾
32	68	251	97	99	50	25	39	58	73	36	8	6	2.9	1
40	84	283	128	120	60	45	54	74	90	45	9	8	3.7	1 ¼
50	97	319	128	137	69	45	54	74	97	51	9	8	4.6	1 ½
63	124	399	152	179	89	45	66	87	116	65	9	8	5.8	2



PP body



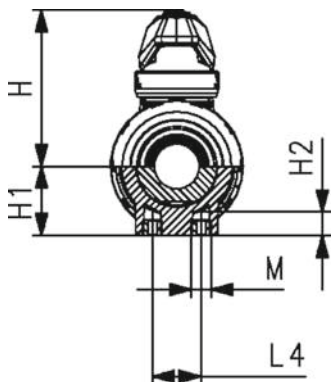
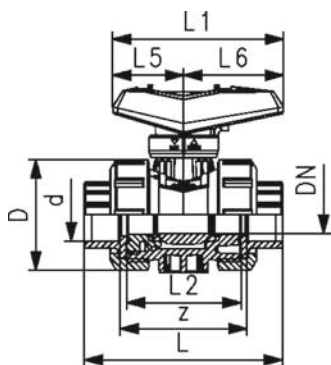
ecoFIT Ball valve type 546 Pro PP-H With fusion sockets PE100 metric

Model:

- Material: PP-H/PE
- Lockable lever as standard (DN10-DN50)
- For easy installation and removal
- Ball seat PTFE
- Integrated stainless steel mounting inserts
- Z-dimension, valve end and union nut **are compatible** with type 546 (1st Generation)

Option:

- Interface-module with position feedback sensor, incl. LED feedback (DN10-50)
- Manual spring return lever ("Dead man") (DN10-25)
- Pneumatic or electric actuators from GF
- Individual configuration of the valve possible



d (mm)	DN (mm)	PN (bar)	kv-value ($\Delta p=1$ bar) (l/min)	EPDM Code	Weight (kg)	FKM Code	Weight (kg)
16	10	10	71	167 546 161	0.120	167 546 171	0.120
20	15	10	185	167 546 162	0.120	167 546 172	0.120
25	20	10	350	167 546 163	0.180	167 546 173	0.180
32	25	10	700	167 546 164	0.258	167 546 174	0.260
40	32	10	1000	167 546 165	0.450	167 546 175	0.450
50	40	10	1600	167 546 166	0.630	167 546 176	0.630
63	50	10	3100	167 546 167	1.113	167 546 177	1.195

d (mm)	D (mm)	H (mm)	H1 (mm)	H2 (mm)	L (mm)	L1 (mm)	L2 (mm)	L4 (mm)	L5 (mm)	L6 (mm)	M	z (mm)	closest inch (inch)
16	50	61	27	12	93	82	56	25	35	47	M6	67	$\frac{3}{8}$
20	50	61	27	12	95	82	56	25	35	47	M6	67	$\frac{1}{2}$
25	58	74	30	12	108	106	65	25	44	62	M6	76	$\frac{3}{4}$
32	68	80	36	12	118	106	71	25	44	62	M6	82	1
40	84	95	44	15	136	131	85	45	57	74	M8	96	1 $\frac{1}{4}$
50	97	102	51	15	147	131	89	45	57	74	M8	101	1 $\frac{1}{2}$
63	124	117	64	15	168	152	101	45	66	86	M8	114	2



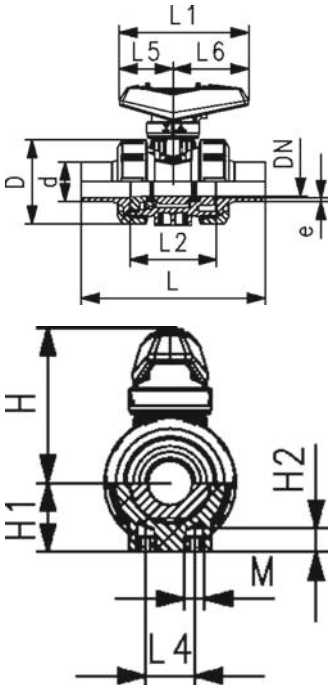
ecoFIT Ball valve type 546 Pro PP-H
With butt fusion spigots PE100 SDR11 metric

Model:

- Material: PP-H/PE
- Lockable lever as standard (DN10-DN50)
- For easy installation and removal
- Ball seat PTFE
- Integrated stainless steel mounting inserts
- Z-dimension, valve end and union nut **are compatible** with type 546 (1st Generation)

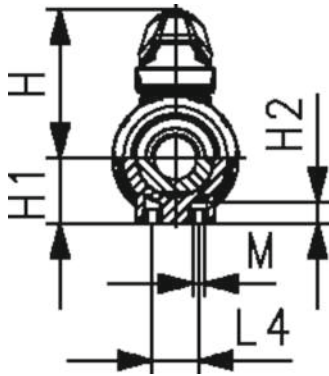
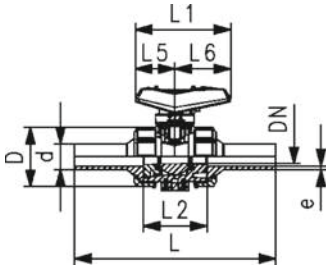
Option:

- Interface-module with position feedback sensor, incl. LED feedback (DN10-50)
- Manual spring return lever ("Dead man") (DN10-25)
- Pneumatic or electric actuators from GF
- Individual configuration of the valve possible



d (mm)	DN (mm)	PN (bar)	kv-value ($\Delta p=1$ bar) (l/min)	SDR	EPDM Code	Weight (kg)	FKM Code	Weight (kg)
20	15	10	185	11	167 546 142	0.120	167 546 152	0.120
25	20	10	350	11	167 546 143	0.184	167 546 153	0.180
32	25	10	700	11	167 546 144	0.262	167 546 154	0.255
40	32	10	1000	11	167 546 145	0.440	167 546 155	0.440
50	40	10	1600	11	167 546 146	0.637	167 546 156	0.620
63	50	10	3100	11	167 546 147	1.176	167 546 157	1.200

d (mm)	D (mm)	H (mm)	H1 (mm)	H2 (mm)	L (mm)	L1 (mm)	L2 (mm)	L4 (mm)	L5 (mm)	L6 (mm)	M (mm)	e (mm)
20	50	61	27	12	130	82	56	25	35	47	M6	1.9
25	58	74	30	12	143	105	65	25	44	62	M6	2.3
32	68	80	36	12	150	105	71	25	44	62	M6	2.9
40	84	95	44	15	170	131	85	45	57	74	M8	3.7
50	97	102	51	15	189	131	89	45	57	74	M8	4.6
63	124	117	64	15	219	152	101	45	66	86	M8	5.8



ecoFIT Ball valve type 546 Pro PP-H
With butt fusion spigots long PE100 SDR11 metric

Model:

- Material: PP-H/PE
- Lockable lever as standard (DN10-DN50)
- For easy installation and removal
- Ball seat PTFE
- Integrated stainless steel mounting inserts
- Z-dimension, valve end and union nut **are compatible** with type 546 (1st Generation)

Option:

- Interface-module with position feedback sensor, incl. LED feedback (DN10-50)
- Manual spring return lever ("Dead man") (DN10-25)
- Pneumatic or electric actuators from GF
- Individual configuration of the valve possible
- Multifunctional module with integrated limit switches (DN65-100)

d (mm)	DN (mm)	PN (bar)	kv-value ($\Delta p=1$ bar) (l/min)	SDR	EPDM Code	Weight (kg)	FKM Code	Weight (kg)
20	15	10	185	11	167 546 282	0.131	167 546 292	0.130
25	20	10	350		167 546 283	0.195	167 546 293	0.195
32	25	10	700	11	167 546 284	0.285	167 546 294	0.280
40	32	10	1000	11	167 546 285	0.485	167 546 295	0.485
50	40	10	1600	11	167 546 286	0.703	167 546 296	0.695
63	50	10	3100	11	167 546 287	1.296	167 546 297	1.309
75	65	10	5000	11	167 546 288	2.788	167 546 298	3.900
90	80	10	7000	11	167 546 289	5.569	167 546 299	5.900
110	100	10	11000	11	167 546 290	9.300	167 546 300	9.300

d (mm)	D (mm)	H (mm)	H1 (mm)	H2 (mm)	L (mm)	L1 (mm)	L2 (mm)	L4 (mm)	L5 (mm)	L6 (mm)	M	e (mm)
20	50	61	27	12	193	82	56	25	35	47	M6	1.9
25	58	74	30	12	217	105	65	25	44	62	M6	2.3
32	68	80	36	12	223	105	71	25	44	62	M6	2.9
40	84	95	44	15	249	131	85	45	57	74	M8	3.7
50	97	102	51	15	271	131	89	45	57	74	M8	4.6
63	124	117	64	15	320	152	101	45	66	86	M8	5.8
75	166	150	85	15	387	269	136	70	64	206	M8	6.8
90	200	161	105	15	421	269	141	70	64	206	M8	8.2
110	238	178	123	22	484	319	164	120	64	256	M12	10.0



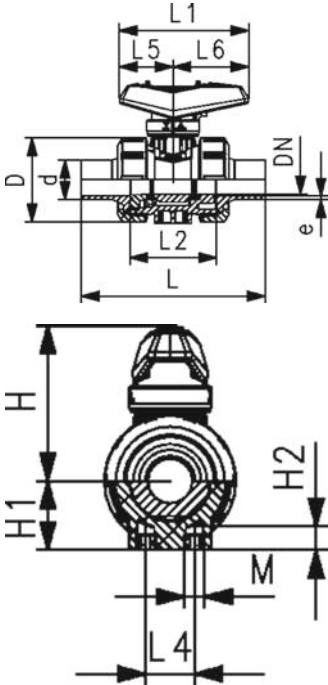
ecoFIT Ball valve type 546 Pro PP-H
With butt fusion spigots PE100 SDR17.6 metric

Model:

- Material: PP-H/PE
- Lockable lever as standard (DN10-DN50)
- For easy installation and removal
- Ball seat PTFE
- Integrated stainless steel mounting inserts
- Z-dimension, valve end and union nut **are compatible** with type 546 (1st Generation)

Option:

- Interface-module with position feedback sensor, incl. LED feedback (DN10-50)
- Manual spring return lever ("Dead man") (DN10-25)
- Pneumatic or electric actuators from GF
- Individual configuration of the valve possible



d (mm)	DN (mm)	PN (bar)	kv-value ($\Delta p=1$ bar) (l/min)	SDR	EPDM Code	Weight (kg)	FKM Code	Weight (kg)
50	40	10	1600	17.6	167 546 126	0.620	167 546 136	0.620
63	50	10	3100	17.6	167 546 127	1.200	167 546 137	1.200

d (mm)	D (mm)	H (mm)	H1 (mm)	H2 (mm)	L (mm)	L1 (mm)	L2 (mm)	L4 (mm)	L5 (mm)	L6 (mm)	M	e (mm)
50	97	102	51	15	190	131	89	45	57	74	M8	2.9
63	124	117	64	15	219	152	101	70	66	86	M8	3.6



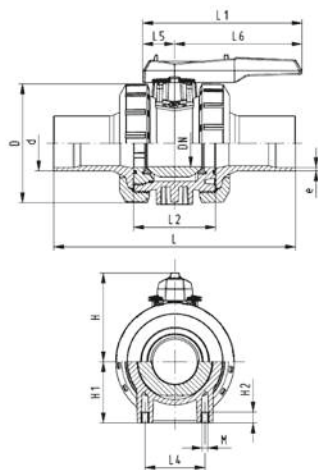
ecoFIT Ball valve type 546 Pro
With butt fusion spigots long PE100 SDR17,6 metric

Model:

- Material: PP-H/PE
- For easy installation and removal
- Ball seat PTFE
- Integrated stainless steel mounting inserts
- Z-dimension, valve end and union nut **are compatible** with type 546 (1st Generation)

Option:

- Pneumatic or electric actuators from GF
- Individual configuration of the valve possible
- Multifunctional module with integrated limit switches (DN65-100)



d (mm)	DN (mm)	PN (bar)	kv-value ($\Delta p=1$ bar) (l/min)	SDR	EPDM Code	Weight (kg)	FKM Code	Weight (kg)
75	65	10	5000	17.6	167 546 308	3.003	167 546 318	3.900
90	80	10	7000	17.6	167 546 309	5.800	167 546 319	2.026
110	100	10	11000	17.6	167 546 310	9.200	167 546 320	9.200

d (mm)	D (mm)	H (mm)	H1 (mm)	H2 (mm)	L (mm)	L1 (mm)	L2 (mm)	L4 (mm)	L5 (mm)	L6 (mm)	M	e (mm)
75	166	150	85	15	386	269	136	70	64	206	M8	4.3
90	200	161	105	15	421	270	141	70	64	206	8	5.1
110	238	178	123	22	484	319	164	120	64	256	M12	6.3



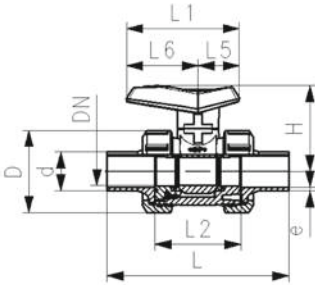
ecoFIT Ball valve type 542 PP-H
With butt fusion spigots PE100 - SDR11 metric
With PTFE ball seal

Model:

- Material: PP-H/ PE
- For easy installation and removal
- Ball seat PTFE/ red lever

Option:

- Individual configuration of the valve possible
- Assembling of a valve tag possible



d (mm)	DN (mm)	Size (inch)	PN (bar)	SDR	kv-value ($\Delta p=1$ bar) (l/min)	EPDM Code	SP Weight (kg)
20	15	½	10	11	185	167 542 142	1 0.120
25	20	¾	10	11	350	167 542 143	1 0.184
32	25	1	10	11	700	167 542 144	1 0.262
40	32	1 ¼	10	11	1000	167 542 145	1 0.440
50	40	1 ½	10	11	1600	167 542 146	1 0.637
63	50	2	10	11	3100	167 542 147	1 1.176

d (mm)	FKM Code	SP Weight (kg)	D (mm)	H (mm)	L (mm)	L1 (mm)	L2 (mm)	L5 (mm)	L6 (mm)	e (mm)
20	167 542 152	1 0.120	50	54	130	72	56	26	46	1.9
25	167 542 153	1 0.184	58	66	144	93	65	34	59	2.3
32	167 542 154	1 0.262	68	71	151	93	71	34	59	2.9
40	167 542 155	1 0.440	84	85	171	110	85	41	69	3.7
50	167 542 156	1 0.637	97	92	189	110	89	41	69	4.6
63	167 542 157	1 1.176	124	108	220	128	101	49	79	5.8



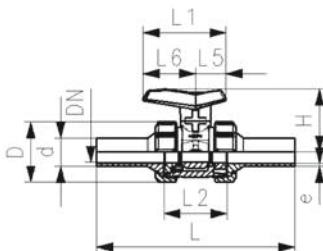
ecoFIT Ball valve type 542 PP-H
With butt fusion spigots long PE100 - SDR11 metric
With PTFE ball seal

Model:

- Material: PP-H/ PE
- For easy installation and removal
- Ball seat PTFE/ red lever

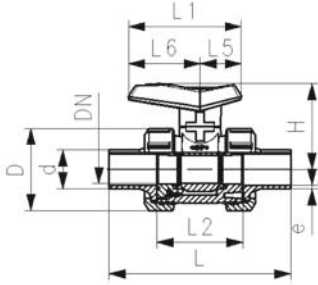
Option:

- Individual configuration of the valve possible
- Assembling of a valve tag possible



d (mm)	DN (mm)	Size (inch)	PN (bar)	kv-value ($\Delta p=1$ bar) (l/min)	SDR	EPDM Code	SP Weight (kg)
20	15	½	10	185	11	167 542 282	1 0.131
25	20	¾	10	350	11	167 542 283	1 0.195
32	25	1	10	700	11	167 542 284	1 0.285
40	32	1 ¼	10	1000	11	167 542 285	1 0.485
50	40	1 ½	10	1600	11	167 542 286	1 0.703
63	50	2	10	3100	11	167 542 287	1 1.296

d (mm)	FKM Code	SP Weight (kg)	D (mm)	H (mm)	L (mm)	L1 (mm)	L2 (mm)	L5 (mm)	L6 (mm)	e (mm)
20	167 542 292	1 0.131	50	54	193	72	56	26	46	1.9
25	167 542 293	1 0.195	58	66	218	93	65	34	59	2.3
32	167 542 294	1 0.285	68	71	224	93	71	34	59	2.9
40	167 542 295	1 0.485	84	85	250	110	85	41	69	3.7
50	167 542 296	1 0.703	97	92	271	110	89	41	69	4.6
63	167 542 297	1 1.296	124	108	321	128	101	49	79	5.8



ecoFIT Ball valve type 542 PP-H
With butt fusion spigots PE100 - SDR11 metric
With PE ball seal

Model:

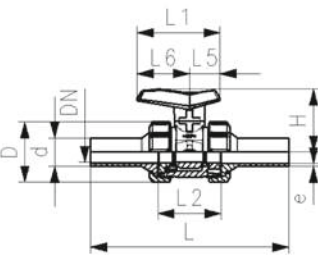
- Material: PP-H/ PE
- For easy installation and removal
- Ball seals PE/ blue lever
- For water application

Option:

- Individual configuration of the valve possible
- Assembling of a valve tag possible

d	DN	Size	PN	kv-value	SDR	EPDM	SP	Weight	
(mm)	(mm)	(inch)	(bar)	($\Delta p=1$ bar)		Code		(kg)	
				(l/min)					
20	15	½	16	185	11	167 541 142	1	0.120	
25	20	¾	16	350	11	167 541 143	1	0.184	
32	25	1	16	700	11	167 541 144	1	0.262	
40	32	1 ¼	16	1000	11	167 541 145	1	0.440	
50	40	1 ½	16	1600	11	167 541 146	1	0.637	
63	50	2	16	3100	11	167 541 147	1	1.176	

d	D	H	L	L1	L2	L5	L6	e
(mm)	(mm)	(mm)	(mm)	(mm)	(mm)	(mm)	(mm)	(mm)
20	50	54	130	72	56	26	46	1.9
25	58	66	144	93	65	34	59	2.3
32	68	71	151	93	71	34	59	2.9
40	84	85	171	110	85	41	69	3.7
50	97	92	189	110	89	41	69	4.6
63	124	108	220	128	101	49	79	5.8



ecoFIT Ball valve type 542 PP-H
With butt fusion spigots long (metric) PE100 - SDR11
With PE ball seal

Model:

- Material: PP-H/ PE
- For easy installation and removal
- Ball seals PE/ blue lever
- For water application

Option:

- Individual configuration of the valve possible
- Assembling of a valve tag possible

d	DN	Size	PN	kv-value	SDR	EPDM	SP	Weight	
(mm)	(mm)	(inch)	(bar)	($\Delta p=1$ bar)		Code		(kg)	
				(l/min)					
20	15	½	16	185	11	167 541 282	1	0.131	
25	20	¾	16	350	11	167 541 283	1	0.195	
32	25	1	16	700	11	167 541 284	1	0.285	
40	32	1 ¼	16	1000	11	167 541 285	1	0.485	
50	40	1 ½	16	1600	11	167 541 286	1	0.703	
63	50	2	16	3100	11	167 541 287	1	1.296	

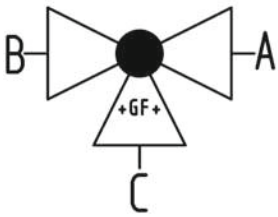
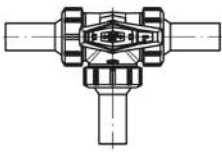
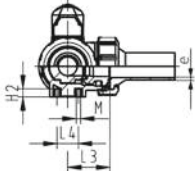
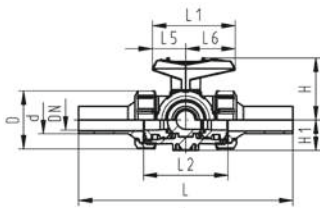
d	D	H	L	L1	L2	L5	L6	e
(mm)	(mm)	(mm)	(mm)	(mm)	(mm)	(mm)	(mm)	(mm)
20	50	54	193	72	56	26	46	1.9
25	58	66	218	93	65	34	59	2.3
32	68	71	224	93	71	34	59	2.9
40	84	85	250	110	85	41	69	3.7
50	97	92	271	110	89	41	69	4.6
63	124	108	321	128	101	49	79	5.8



ecoFIT 3-Way ball valve type 543 PP-H
Horizontal/L-port
With butt fusion spigots long PE100 SDR11 metric

Model:

- Material: PP-H/PE
- For easy installation and removal (valve end and union nut are compatible with type 546)
- Ball seat PTFE
- Pneumatic or electric actuator available separately
- Angle of operation 360° without turn limiter
- Turn limiter 90° enclosed, in different positions usable as a clip-on ring
- Integrated stainless steel mounting inserts
- Delivery status A-C opened, see flow scheme



d (mm)	DN (mm)	Size (inch)	PN (bar)	kv-value ($\Delta p=1$ bar) (l/min)	EPDM Code	Weight (kg)	FKM Code	Weight (kg)
20	15	½	10	75	167 543 122	0.179	167 543 132	0.179
25	20	¾	10	150	167 543 123	0.262	167 543 133	0.262
32	25	1	10	280	167 543 124	0.399	167 543 134	0.399
40	32	1 ¼	10	480	167 543 125	0.675	167 543 135	0.675
50	40	1 ½	10	620	167 543 126	1.032	167 543 136	1.032
63	50	2	10	1230	167 543 127	2.125	167 543 137	2.221

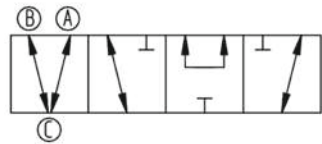
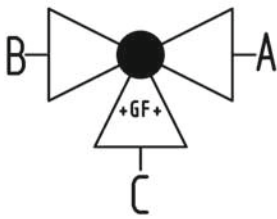
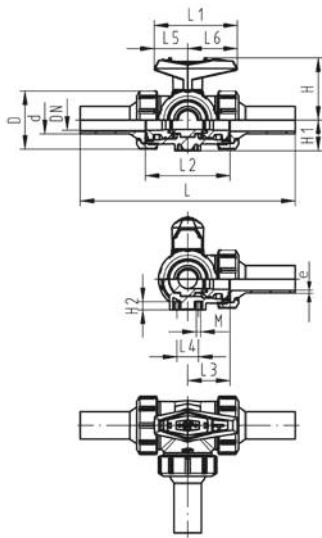
d (mm)	D (mm)	L (mm)	L1 (mm)	L2 (mm)	L3 (mm)	L4 (mm)	L5 (mm)	L6 (mm)	H (mm)	H1 (mm)	H2 (mm)	M (mm)	e (mm)	closest inch (inch)
20	50	210	77	72	36	25	32	45	57	28	8	6	1.9	½
25	58	237	97	85	43	25	39	58	67	32	8	6	2.3	¾
32	68	250	97	98	49	25	39	58	73	36	8	6	2.9	1
40	84	282	128	118	59	45	54	74	90	45	9	8	3.7	1 ¼
50	97	317	128	135	68	45	54	74	97	51	9	8	4.6	1 ½
63	124	396	152	176	88	45	66	87	116	65	9	8	5.8	2



ecoFIT 3-Way ball valve type 543 PP-H
Horizontal/T-port
With butt fusion spigots long PE100 SDR11 metric

Model:

- Material: PP-H/PE
- For easy installation and removal (valve end and union nut are compatible with type 546)
- Ball seat PTFE
- Pneumatic or electric actuator available separately
- Angle of operation 360° without turn limiter
- Turn limiter 90° enclosed, in different positions usable as a clip-on ring
- Integrated stainless steel mounting inserts
- Delivery status A-B-C opened, see flow scheme



d	DN	Size	PN	kv-value	EPDM	Weight	FKM	Weight
(mm)	(mm)	(inch)	(bar)	($\Delta p=1$ bar)	Code	(kg)	Code	(kg)
				(l/min)				
20	15	½	10	200	167 543 322	0.179	167 543 332	0.179
25	20	¾	10	470	167 543 323	0.261	167 543 333	0.261
32	25	1	10	793	167 543 324	0.395	167 543 334	0.395
40	32	1 ¼	10	1290	167 543 325	0.668	167 543 335	0.668
50	40	1 ½	10	1910	167 543 326	1.019	167 543 336	1.019
63	50	2	10	3100	167 543 327	2.192	167 543 337	2.192

d	D	L	L1	L2	L3	L4	L5	L6	H	H1	H2	M	e	closest
(mm)	(mm)	(mm)	(mm)	(mm)	(mm)	(mm)	(mm)	(mm)	(mm)	(mm)	(mm)	(mm)	(mm)	inch
														(inch)
20	50	210	77	72	36	25	32	45	57	28	8	6	1.9	½
25	58	237	97	85	43	25	39	58	67	32	8	6	2.3	¾
32	68	250	97	98	49	25	39	58	73	36	8	6	2.9	1
40	84	282	128	118	59	45	54	74	90	45	9	8	3.7	1 ¼
50	97	317	128	135	68	45	54	74	97	51	9	8	4.6	1 ½
63	124	396	152	176	88	45	66	87	116	65	9	8	5.8	2



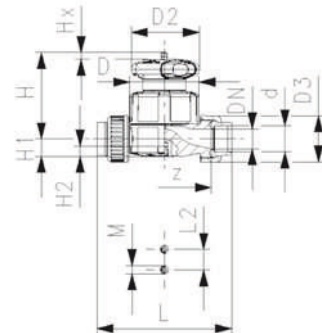
ecoFIT Diaphragm valve type 514
With fusion sockets PE80 metric

Model:

- Material: PP-H/PE
- Double flow rate compared to predecessor
- One housing nut replaces four screws
- Handwheel with built-in locking mechanism
- For easy installation and removal
- Short overall length

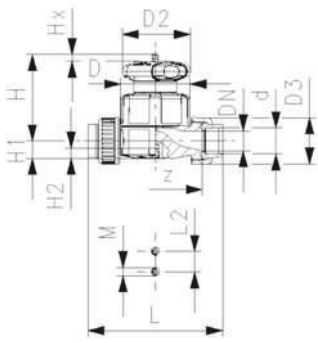
Option:

- Individual configuration of the valve
- Self adjusting multifunctional module with integrated limit switches



d	DN	Size	PN	kv-value	EPDM	Weight	PTFE/EPDM	Weight
(mm)	(mm)	(inch)	(bar)	($\Delta p=1$ bar)	Code	(kg)	Code	(kg)
				(l/min)				
20	15	½	10	125	167 514 212	0.263	167 514 232	0.371
25	20	¾	10	271	167 514 213	0.490	167 514 233	0.502
32	25	1	10	481	167 514 214	1.083	167 514 234	1.103
40	32	1 ¼	10	759	167 514 215	1.279	167 514 235	1.299
50	40	1 ½	10	1263	167 514 216	2.259	167 514 236	2.289
63	50	2	10	1728	167 514 217	2.950	167 514 237	2.978

table continued on the next page



d (mm)	D (mm)	D2 (mm)	D3 (mm)	L (mm)	L2 (mm)	H (mm)	H1 (mm)	H2 (mm)	M	z (mm)	Lift = Hx (mm)	closest inch (inch)
20	65	65	48	128	25	73	14	12	M6	100	7	½
25	80	65	58	150	25	81	18	12	M6	118	10	¾
32	88	87	65	162	25	107	22	12	M6	126	13	1
40	101	87	79	184	45	115	26	15	M8	144	15	1 ¼
50	117	135	91	210	45	148	32	15	M8	164	19	1 ½
63	144	135	111	248	45	166	39	15	M8	194	25	2



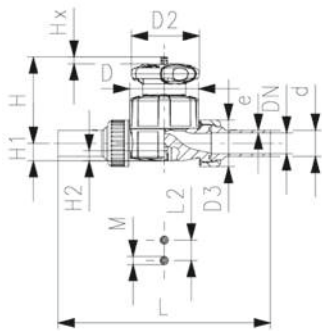
ecoFIT Diaphragm valve type 514
With butt and electro fusion ends PE100 SDR11 metric

Model:

- Material: PP-H/PE
- Double flow rate compared to predecessor
- One housing nut replaces four screws
- Handwheel with built-in locking mechanism
- For easy installation and removal
- Short overall length

Option:

- Individual configuration of the valve
- Self adjusting multifunctional module with integrated limit switches



d (mm)	DN (mm)	Size (inch)	PN (bar)	kv-value (Δp=1 bar) (l/min)	EPDM Code	Weight (kg)	PTFE/EPDM Code	Weight (kg)
20	15	½	10	125	167 514 312	0.372	167 514 332	0.381
25	20	¾	10	271	167 514 313	0.502	167 514 333	0.514
32	25	1	10	481	167 514 314	0.636	167 514 334	1.127
40	32	1 ¼	10	759	167 514 315	0.950	167 514 335	1.337
50	40	1 ½	10	1263	167 514 316	2.329	167 514 336	2.359
63	50	2	10	1728	167 514 317	2.167	167 514 337	3.088

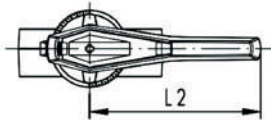
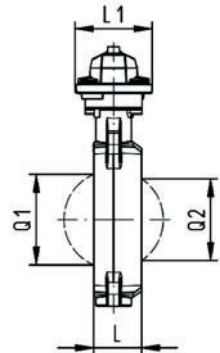
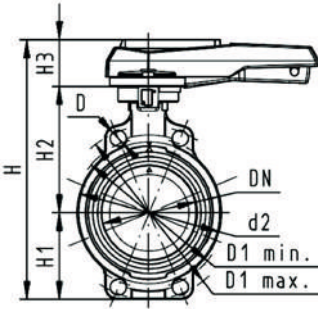
d (mm)	D (mm)	D2 (mm)	D3 (mm)	L (mm)	L2 (mm)	H (mm)	H1 (mm)	H2 (mm)	M	Lift = Hx (mm)	e (mm)	closest inch (inch)
20	65	65	48	196	25	73	14	12	M6	7	1.9	½
25	80	65	58	221	25	81	18	12	M6	10	2.3	¾
32	88	87	65	234	25	107	22	12	M6	13	2.9	1
40	101	87	79	260	45	115	26	15	M8	15	3.7	1 ¼
50	117	135	91	284	45	148	32	15	M8	19	4.6	1 ½
63	144	135	111	321	45	166	39	15	M8	25	5.8	2



PROGEF Standard Wafer-style, intermediate installation butterfly valve type 567
With hand lever
Flange standard metric/ANSI/BS/JIS

Model:

- Material: PP-H, DN350-DN600 material PP-R
- Up to DN 300: Overall length according to EN558 (DN 50-200: line 25, DN250, 300 line 16), ISO 5752
- Connecting dimension: ISO 7005 PN 10, EN 1092 PN 10, DIN 2501 PN 10, ANSI/ASME B 16.5 Class 150, BS 1560: 1989, BS 4504, JIS B 2220
- We recommend for the dimensions DN250 and DN300 only 6 bar maximum system pressure for the hand lever version



d (mm)	Size (inch)	DN (mm)	PN (bar)	kv-value ($\Delta p=1$ bar) (l/min)	EPDM Code	Weight (kg)	FKM Code	Weight (kg)
63	2	50	10	740	167 567 002	1.170	167 567 022	1.627
75	2 ½	65	10	1500	167 567 003	1.254	167 567 023	1.061
90	3	80	10	2400	167 567 004	1.384	167 567 024	1.404
110	4	100	10	3800	167 567 005	1.961	167 567 025	1.998
140	5	125	10	8600	167 567 006	2.367	167 567 026	2.429
160	6	150	10	11400	167 567 007	3.741	167 567 027	3.246
225	8	200	10	19900	167 567 008	5.545	167 567 028	5.609
280	10	250	8	34000	167 567 009	11.061	167 567 029	11.841
315	12	300	8	50000	167 567 010	16.548	167 567 030	13.245

d (mm)	PTFE Code	Weight (kg)
63	167 567 202	1.170
75	167 567 203	1.254
90	167 567 204	1.384
110	167 567 205	1.961
140	167 567 206	2.367
160	167 567 207	3.741
225	167 567 208	5.545
280	167 567 209	11.061
315	167 567 210	16.548

d (mm)	d2 (mm)	D (mm)	D1 min. (mm)	D1 max. (mm)	H (mm)	H1 (mm)	H2 (mm)	H3 (mm)	L (mm)	L1 (mm)	L2 (mm)	Q1 (mm)	Q2 (mm)
63	104	19	120	125	264	77	134	54	45	106	205	40	
75	115	19	140	145	277	83	140	54	46	106	205	54	35
90	131	19	150	160	289	89	146	54	49	106	205	67	50
110	161	19	175	191	325	104	167	55	56	106	255	88	74
140	187	23	210	216	352	117	181	55	64	106	255	113	97
160	215	24	241	241	373	130	189	55	72	106	255	139	123
225	267	23	290	295	435	158	210	67	73	140	408	178	169
280	329	25	353	362	554	205	264	85	113	149	408	210	207
315	379	25	400	432	598	228	285	85	113	149	408	256	253



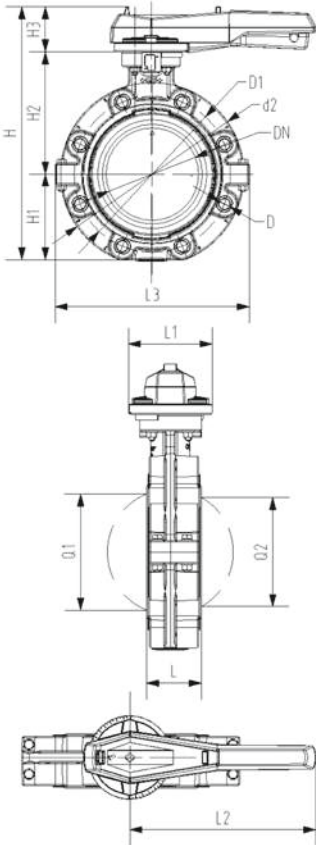
PROGEF Standard Lug-style, end installation butterfly valve type 578
With hand lever
Flange standard metric

Model:

- Housing material: PP-GF30 with SS316 lug-inserts
- Overall length according to EN 558, ISO 5752 (DN50 - 200 line 25, DN250 - 300 line 10)
- Connecting dimension: ISO 7005 PN10, EN 1092 PN10, DIN 2501 PN10
- We recommend for the dimensions DN250 and DN300 only 6 bar maximum system pressure for the hand lever version

Option:

- Optional accessory: Valve-Integrated position feedback with limit switches (limit switches have to be ordered separately)



d (mm)	Size (inch)	DN (mm)	PN (bar)	kv-value ($\Delta p=1$ bar) (l/min)	EPDM Code	Weight (kg)	FKM Code	Weight (kg)
63	2	50	10	740	167 578 002	1.800	167 578 022	1.800
75	2 ½	65	10	1500	167 578 003	1.895	167 578 023	1.895
90	3	80	10	2400	167 578 004	2.251	167 578 024	2.251
110	4	100	10	3800	167 578 005	3.146	167 578 025	3.146
140	5	125	10	8600	167 578 006	4.660	167 578 026	4.660
160	6	150	10	11400	167 578 007	6.430	167 578 027	6.430
225	8	200	10	19900	167 578 008	8.625	167 578 028	8.625
280	10	250	8	34000	167 578 009	19.528	167 578 029	19.528
315	12	300	8	50000	167 578 010	26.106	167 578 030	26.106

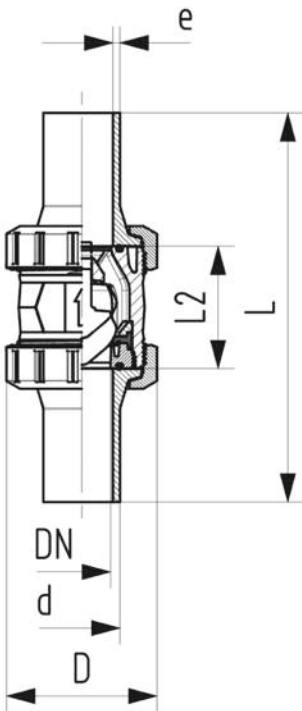
d (mm)	d2 (mm)	D	D1 (mm)	H (mm)	H1 (mm)	H2 (mm)	H3 (mm)	L (mm)	L1 (mm)	L2 (mm)	L3 (mm)	Q1 (mm)	Q2 (mm)
63	160	M16	125	265	77	134	54	45	106	205	150	40	
75	180	M16	145	277	83	140	54	46	106	205	182	54	35
90	195	M16	160	289	89	146	54	49	106	205	210	67	50
110	226	M16	180	328	106	167	55	56	106	255	240	88	74
140	258	M16	210	357	121	181	55	64	106	255	272	113	97
160	284	M20	240	377	133	189	55	72	106	255	297	139	123
225	341	M20	295	436	159	210	67	73	140	408	360	178	169
280	412	M20	350	536	205	264	67	113	140	408	440	210	207
315	482	M20	400	586	234	285	67	113	140	408	510	256	253

ecoFIT Check valve type 561 PP-H
Without spring
With butt fusion spigots long PE100 SDR11 metric



Model:

- Material: PP-H/PE
- For vertical installation
- Ball is sealing at a minimum water column of 2 m
- Designed for easy installation and removal
- Vibration free even at high flow velocity
- Flow-optimized return cone, double guided
- Compact installation length, same as ball valve type 546
- Z-length, end connectors and union nuts **not** compatible with type 360



d (mm)	DN (mm)	Size (inch)	PN (bar)	kv-value ($\Delta p=1$ bar) (l/min)	SDR	EPDM Code	Weight (kg)	FKM Code	Weight (kg)
20	15	½	10	180	11	167 561 282	0.090	167 561 292	0.090
25	20	¾	10	380	11	167 561 283	0.190	167 561 293	0.200
32	25	1	10	460	11	167 561 284	0.210	167 561 294	0.220
40	32	1 ¼	10	850	11	167 561 285	0.380	167 561 295	0.380
50	40	1 ½	10	1080	11	167 561 286	0.560	167 561 296	0.570
63	50	2	10	1670	11	167 561 287	1.126	167 561 297	1.060
75	65	2 ½	10	2950	11	167 561 288	2.420		
90	80	3	10	3600	11	167 561 289	3.680		
110	100	4	10	4150	11	167 561 290	6.240		

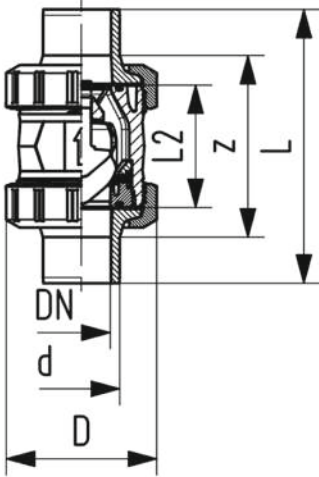
d (mm)	D (mm)	L (mm)	L2 (mm)	e (mm)	closest inch (inch)
20	50	193	56	1.9	½
25	58	216	65	2.3	¾
32	68	223	71	2.9	1
40	84	249	85	3.7	1 ¼
50	97	271	89	4.6	1 ½
63	124	321	101	5.8	2
75	166	386	136	6.8	2 ½
90	200	421	141	8.2	3
110	238	484	164	10.0	4



ecoFIT Check valve type 561
Without spring
With butt fusion spigots PE100 SDR17,6 metric

Model:

- Material: PP-H/PE
- For vertical installation
- Designed for easy installation and removal
- Vibration free even at high flow velocity
- Flow-optimized return cone, double guided
- Compact installation length, same as ball valve type 546
- Z-length, end connectors and union nuts **not** compatible with type 360



d	DN	Size	PN	kv-value	SDR	EPDM	Weight	FKM	Weight
(mm)	(mm)	(inch)	(bar)	($\Delta p=1$ bar)		Code	(kg)	Code	(kg)

50	40	1 ½	10	1080	17.6	167 561 266	0.510	167 561 276	0.510
63	50	2	10	1670	17.6	167 561 267	0.940	167 561 277	0.940

d	D	L	L2	e	closest
(mm)	(mm)	(mm)	(mm)	(mm)	inch

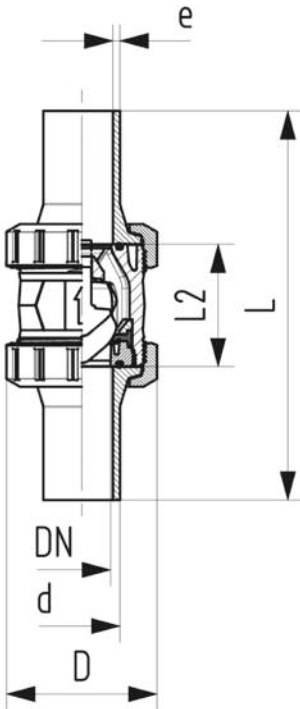
50	97	191	89	3	1 ½
63	124	220	101	4	2



ecoFIT
Check valve type 562
With butt fusion spigots long
PE100 SDR11 metric

Model:

- Material: PP-H/PE
- For horizontal or vertical installation
- Spring loaded, spring made of stainless steel (1.4310)
- Spring available in other materials, see spare parts
- Designed for easy installation and removal
- Vibration free even at high flow velocity
- Flow-optimized return cone, double guided
- Compact installation length, same as ball valve type 546
- Z-length, end connectors and union nuts **not** compatible with type 360



d (mm)	DN (mm)	PN (bar)	kv-value ($\Delta p=1$ bar) (l/min)	EPDM Code	Weight (kg)	FKM Code	Weight (kg)
20	15	10	180	167 562 282	0.090	167 562 292	0.090
25	20	10	380	167 562 283	0.190	167 562 293	0.200
32	25	10	460	167 562 284	0.210	167 562 294	0.220
40	32	10	850	167 562 285	0.380	167 562 295	0.380
50	40	10	1080	167 562 286	0.560	167 562 296	0.570
63	50	10	1670	167 562 287	1.050	167 562 297	1.060

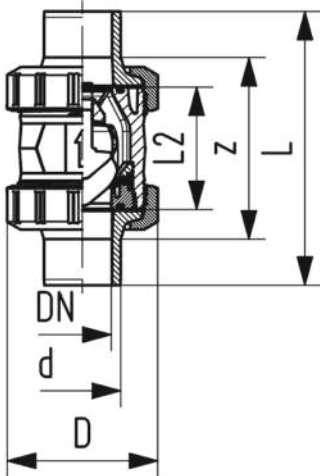
d (mm)	D (mm)	L (mm)	L2 (mm)	e (mm)	closest inch (inch)
20	50	193	56	1.9	½
25	58	216	65	2.3	¾
32	68	223	71	2.9	1
40	84	249	85	3.7	1 ¼
50	97	271	89	4.6	1 ½
63	124	321	101	5.8	2



ecoFIT
Check valve type 562
With butt fusion spigots
PE100 SDR17,6 metric

Model:

- Material: PP-H/PE
- For horizontal or vertical installation
- Spring loaded, spring made of stainless steel (1.4310)
- Spring available in other materials, see spare parts
- Designed for easy installation and removal
- Vibration free even at high flow velocity
- Flow-optimized return cone, double guided
- Compact installation length, same as ball valve type 546
- Z-length, end connectors and union nuts **not** compatible with type 360



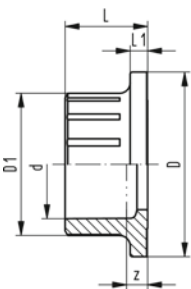
d (mm)	DN (mm)	PN (bar)	kv-value ($\Delta p=1$ bar) (l/min)	EPDM Code	Weight (kg)	FKM Code	Weight (kg)
50	40	10	1080	167 562 266	0.510	167 562 276	0.510
63	50	10	1670	167 562 267	0.940	167 562 277	0.940

d (mm)	D (mm)	L (mm)	L2 (mm)	e (mm)	closest inch (inch)
50	97	191	89	3	1 ½
63	124	220	101	4	2

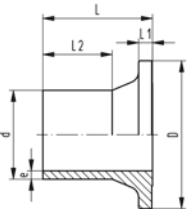
Valve ends



ecoFIT Valve end 546 and 543 (G40) PE100
With fusion socket metric

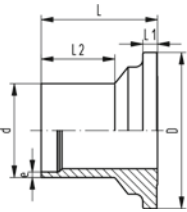


d (mm)	PN (bar)	Code	Weight (kg)	D (mm)	D1 (mm)	L (mm)	L1 (mm)	z (mm)
16	16	193 480 175	0.007	38	23	19	4	5
20	16	193 480 176	0.007	38	27	20	4	5
25	16	193 480 177	0.012	44	33	22	5	6
32	16	193 480 178	0.017	53	41	24	5	6
40	16	193 480 179	0.033	65	51	26	5	7
50	16	193 480 180	0.050	77	62	29	6	8
63	16	193 480 181	0.095	99	77	34	7	8



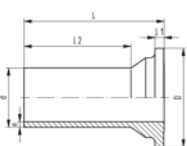
ecoFIT Valve end 546 and 543 (G41) PE100
With butt fusion spigot IR-Plus® SDR11 metric

d (mm)	FM (bar)	PN (bar)	Code	Weight (kg)	D (mm)	L (mm)	L1 (mm)	L2 (mm)	e (mm)
20	IR	16	193 480 102	0.008	38	37	4	25	1.9
25	IR	16	193 480 103	0.013	44	39	5	25	2.3
32	IR	16	193 480 104	0.019	53	40	5	25	2.9
40	IR	16	193 480 105	0.028	65	43	5	25	3.7
50	IR	16	193 480 106	0.045	77	51	6	25	4.6
63	IR	16	193 480 107	0.096	99	60	7	28	5.8



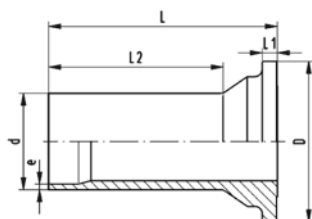
ecoFIT Valve end 546 and 543 (G42) PE100
With butt fusion spigot IR-Plus® SDR17.6 metric

d (mm)	FM (bar)	PN (bar)	Code	Weight (kg)	D (mm)	L (mm)	L1 (mm)	L2 (mm)	e (mm)
40	IR	10	193 480 086	0.028	65	43	5	25	2.3
50	IR	10	193 480 087	0.045	77	51	6	25	2.9
63	IR	10	193 480 088	0.096	99	60	7	28	3.6



ecoFIT Valve end 546 and 543 (G43) PE100
With butt fusion spigot long SDR11 metric

d (mm)	PN (bar)	Code	Weight (kg)	D (mm)	L (mm)	L1 (mm)	L2 (mm)	e (mm)
20	16	193 480 152	0.013	38	69	4	53	2.2
25	16	193 480 153	0.023	44	76	5	58	2.3
32	16	193 480 154	0.032	53	76	5	58	2.9
40	16	193 480 155	0.048	65	82	5	61	3.7
50	16	193 480 156	0.082	77	91	6	63	4.6
63	16	193 480 157	0.157	99	110	7	77	5.8
75	16	193 480 158	0.280	125	125	9	89	6.8
90	16	193 480 159	0.447	150	140	10	103	8.2
110	16	193 480 160	0.731	180	160	11	117	10.0



ecoFIT Valve end 546 and 543 (G44) PE100
With butt fusion spigot long SDR17,6 metric

Model:

- Material: PE100

d (mm)	PN (bar)	Code	Weight (kg)	D (mm)	L (mm)	L1 (mm)	L2 (mm)	e (mm)
75	16	193 480 168	0.260	125	125	9	89	4.3
90	16	193 480 169	0.415	150	140	10	103	5.1
110	16	193 480 170	0.683	180	160	11	117	6.3

Industry product ranges



Product Range PVC-U



Product Range Signet
Measurement and Control



Product Range SYGEF PVDF



Automation made easy









Scan the code to find further
Product Ranges or visit us at:
www.gfps.com/download-center

Flanged Connections

The right size for every challenge

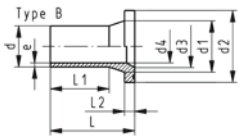
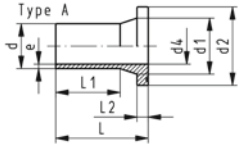



Flanged connections

Flanged connections		Page
	Flange adaptors long end	175
	Flange adaptors short end	178
	Flanges for butt fusion systems	182
	Flange adaptors for socket fusion systems	189
	Flanges for socket fusion systems	190
	Gaskets	193



Flange adaptors long end



ELGEF Plus Flange adaptor PE100

d20-800mm / SDR11 / long spigot / combined jointing face: flat and serrated

Model:

- For IR, butt and electrofusion welding according to DVS 2207
- Type A: without chamfer
- Type B: with chamfer
- Suitable for plastic butterfly valves type **567/578/565** up to DN250. ecoFit adapter SDR11 required for DN350 and above
- Suitable for metal butterfly valves type **038/039/044/065** up to DN250. ecoFit adapter SDR11 is required for DN350 and above
- Profile seal: d20-d800 NBR, EPDM, FKM
- Flat gasket: d20-d315 EPDM, FKM
- Pressure rating: 16 bar water / 10 bar gas
- Please refer to the Online Tool: Perfect Flange Connection - GF Piping Systems (gfps.com)

* For electric welding according to DVS 2207 and EN 1555

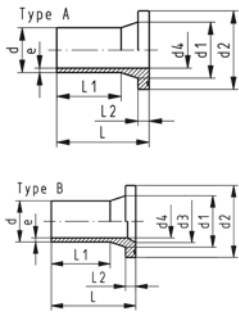
** FM 1613 approved - PN 15

*** Machined / extended

	d	SDR	DN	Code	Weight
	(mm)		(mm)		(kg)
	20	11	15	753 800 006	0.022
*	20	11	15	753 800 031	0.060
	25	11	20	753 800 007	0.037
*	25	11	20	753 800 032	0.041
	32	11	25	753 800 008	0.056
	40	11	32	753 800 009	0.081
	50	11	40	753 800 010	0.119
	63	11	50	753 800 011	0.187
	75	11	65	753 800 012	0.314
**	90	11	80	753 800 013	0.471
**	110	11	100	753 800 014	0.718
**	125	11	100	753 800 015	0.883
**	140	11	125	753 800 016	1.348
**	160	11	150	753 800 017	1.718
**	180	11	150	753 800 018	2.035
**	200	11	200	753 800 019	2.899
**	225	11	200	753 800 020	3.208
**	250	11	250	753 800 021	4.800
**	280	11	250	753 800 022	4.925
**	315	11	300	753 800 023	7.135
**	355	11	350	753 800 224	10.400
**	400	11	400	753 800 225	14.500
**	450	11	500	753 800 226	23.700
**	500	11	500	753 800 227	27.100
	560	11	600	753 800 228	39.260
	630	11	600	753 800 229	44.260
***	710	11	700	753 800 030	56.379
***	800	11	800	753 800 033	72.636


	d	d1	d2	d3	d4	L	L1	L2	e	Type
	(mm)	(mm)	(mm)	(mm)	(mm)	(mm)	(mm)	(mm)	(mm)	
	20	27	45		16	85.0	41.0	7	1.9	A
*	20	27	45		16	85.0	41.0	7	3.0	A
	25	33	58		20	90.5	62.0	9	2.3	A
*	25	33	58		20	90.5	62.0	9	3.0	A
	32	40	68		26	91.5	61.0	10	3.0	A
	40	50	78		32	94.5	61.5	11	3.7	A
	50	61	88		40	90.0	62.0	12	4.6	A
	63	75	102		51	98.0	69.0	14	5.8	A
	75	89	122	66	61	125.0	89.0	16	6.8	B
**	90	105	138	78	73	140.0	103.0	17	8.2	B
**	110	125	158	100	90	160.0	114.0	18	10.0	B

table continued on the next page



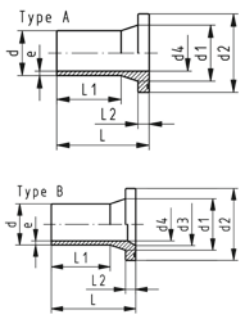
	d	d1	d2	d3	d4	L	L1	L2	e	Type
	(mm)	(mm)	(mm)	(mm)	(mm)	(mm)	(mm)	(mm)	(mm)	
**	125	132	158	114	102	170.0	125.0	25	11.4	B
**	140	155	188	127	114	200.0	147.0	25	12.7	B
**	160	175	212	151	130	200.0	147.0	25	14.6	B
**	180	183	212	158	147	200.0	170.0	30	16.4	B
**	200	232	268	203	163	200.0	128.0	32	18.2	B
**	225	235	268	210	184	200.0	138.0	32	20.5	B
**	250	285	320	252	202	220.0	129.0	35	22.7	B
**	280	291	320	265	229	231.0	150.0	35	25.4	B
**	315	335	370	300	257	239.0	162.0	35	28.6	B
**	355	373	430	342	284	267.0	170.0	40	32.0	B
**	400	427	482	387	320	292.0	185.0	46	36.0	B
**	450	514	585	400	360	330.0	205.0	60	41.0	B
**	500	530	585	442	400	351.0	220.0	60	46.0	B
	560	616	685	490	458	370.0	240.0	60	50.9	B
	630	644	685	545	515	390.0	260.0	60	57.0	B
***	710	737	800		581	400.0	280.0	60	64.5	A
***	800	840	905		652	400.0	280.0	65	74.0	A

ELGEF Plus Flange adaptor PE100
d50 - 1000mm / SDR17 / long version / Combined jointing face: flat and serrated

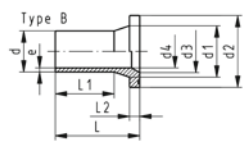
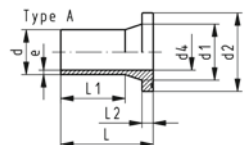




Model:

- For IR, butt and electrofusion welding according to DVS 2207
- Type A: without chamfer
- Type B: with chamfer
- Suitable for plastic butterfly valves type **567/578/565** up to DN250. ecoFit Flange adapter SDR17 required for DN300 and above
- Suitable for metal butterfly valves type **038/039/044/065** up to DN250. ecoFit Flange adapter SDR17 is required for DN300 and above
- Profile seal d50-d1000: NBR, EPDM, FKM
- Flat gasket d50-d315: EPDM, FKM
- Pressure rating: 10 bar water / 5 bar gas
- Please refer to the Online Tool: Perfect Flange Connection - GF Piping Systems (gfps.com)
- * Machined / extended



	d	DN	Code	Weight	d1	d2	d3	d4	L	L1	L2	e	Type
	(mm)	(mm)		(kg)	(mm)	(mm)	(mm)	(mm)	(mm)	(mm)	(mm)	(mm)	
	50	40	753 800 085	0.107	61	88		44	90	62	12	3.0	A
	63	50	753 800 086	0.168	75	102		55	106	70	14	3.8	A
	75	65	753 800 087	0.260	89	122		66	130	75	16	4.5	A
	90	80	753 800 088	0.367	105	138		79	140	103	17	5.4	A
	110	100	753 800 089	0.571	125	158		96	160	117	18	6.6	A
	125	100	753 800 090	0.684	132	158	114	110	170	125	25	7.4	B
	140	125	753 800 091	1.035	155	188	127	123	200	147	25	8.3	B
	160	150	753 800 092	1.342	175	212	151	141	200	147	25	9.5	B
	180	150	753 800 093	1.469	180	212		158	200	170	30	10.7	A
	200	200	753 800 094	2.212	232	268	203	176	200	128	32	11.9	B
	225	200	753 800 095	2.456	235	268	210	198	200	138	32	13.4	B
	250	250	753 800 096	3.500	285	320	245	220	220	148	35	14.8	B
	280	250	753 800 097	3.780	291	320	265	246	230	154	35	16.6	B
	315	300	753 800 098	5.470	335	370	300	277	242	166	36	18.7	B
	355	350	753 800 299	7.100	373	430	346	310	260	170	33	21.1	B
	400	400	753 800 300	9.600	427	482	395	350	282	185	36	23.7	B
	450	500	753 800 301	16.400	514	585	400	400	316	205	46	26.7	B
	500	500	753 800 302	18.500	530	585	442	400	337	220	46	29.7	B
	560	600	753 800 303	26.940	616	685		493	370	250	50	33.2	A
	630	600	753 800 304	44.260	644	685		555	390	270	50	37.4	A
*	710	700	753 800 105	39.376	737	800		626	400	280	50	42.1	A
*	800	800	753 800 106	50.759	840	905		705	400	280	52	47.4	A
*	900	900	753 800 107	64.202	944	1005		793	400	260	55	53.3	A
*	1000	1000	753 800 108	79.495	1047	1110		881	400	260	60	59.3	A



ELGEF Plus Flange adaptor PE100
d25 - 90mm / SDR11 / Long version / Combined jointing face: flat and serrated /
ANSI ASME B 16.5

Model:

- For IR, butt and electrofusion welding according to DVS 2207
- Type A: without chamfer
- Type B: with chamfer
- Suitable for plastic butterfly valves type **567/578/565** up to DN250
- Suitable for metal butterfly valves type **038/039/044/065** up to DN250
- Pressure rating: 16 bar water / 10 bar gas
- For the dimension d20 / d63 / d75 and from d110 the metric flange adaptor can be used

d (mm)	DN (mm)	SDR	Code	Weight (kg)
25	20	11	753 800 057	0.031
32	25	11	753 800 058	0.046
40	32	11	753 800 059	0.070
50	40	11	753 800 060	0.098
90	80	11	753 800 063	0.423

d (mm)	DN (mm)	d1 (mm)	d2 (mm)	d3 (mm)	d4 (mm)	L (mm)	L1 (mm)	L2 (mm)	e (mm)	Type	a°
25	20	33	54		20	90.5	62.0	9	2.3	A	
32	25	40	63		26	91.5	61.0	10	3.0	A	
40	32	50	73		32	94.5	61.5	11	3.7	A	
50	40	61	82		40	105.0	55.0	12	4.6	A	
90	80	105	133	78	73	140.0	85.0	17	8.2	B	30

Flange adaptors short end

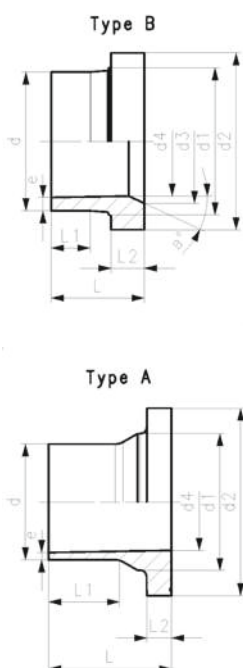


ecoFIT Flange adaptor PE100 d20-800mm / SDR11 / Combined jointing face: flat and serrated

Model:

- For IR, buttfusion welding according to DVS 2207
- Type A: without chamfer
- Type B: with chamfer
- Suitable for plastic butterfly valves type **567/578/565** up to DN250. ecoFit adapter SDR11 required for DN350 and above
- Suitable for metal butterfly valves type **038/039/044/065** up to DN250. ecoFit adapter SDR11 is required for DN350 and above
- Profile seal: d20-d800 NBR, EPDM, FKM
- Flat gasket: d20-d315 EPDM, FKM
- Pressure rating: 16 bar
- Please refer to the Online Tool: Perfect Flange Connection - GF Piping Systems (gfps.com)

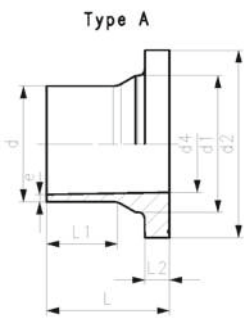
* Machined



d (mm)	DN (mm)	PN (bar)	SDR	Code	Weight (kg)
20	15	16	11	753 798 306	0.016
25	20	16	11	753 798 307	0.034
32	25	16	11	753 798 308	0.046
40	32	16	11	753 798 309	0.067
50	40	16	11	753 798 310	0.098
63	50	16	11	753 798 311	0.157
75	65	16	11	753 798 312	0.258
90	80	16	11	753 798 313	0.347
110	100	16	11	753 798 314	0.471
125	100	16	11	753 798 315	0.517
140	125	16	11	753 798 316	0.780
160	150	16	11	753 798 317	0.973
180	150	16	11	753 798 318	1.077
200	200	16	11	753 798 319	1.734
225	200	16	11	753 798 320	1.772
250	250	16	11	753 798 321	16.091
280	250	16	11	753 798 322	3.760
315	300	16	11	753 798 323	4.925
355	350	16	11	753 798 324	7.000
400	400	16	11	753 798 325	9.500
450	500	16	11	753 798 326	18.200
500	500	16	11	753 798 327	18.700
560	600	16	11	753 798 833	19.380
* 630	600	16	11	753 798 834	16.500
* 710	700	16	11	753 798 835	21.586
* 800	800	16	11	753 798 836	28.505

d (mm)	DN (mm)	d1 (mm)	d2 (mm)	d3 (mm)	d4 (mm)	L (mm)	L1 (mm)	L2 (mm)	e (mm)	Type	a°
20	15	26	45		16	50	29	7	1.9	A	
25	20	32	58		20	52	27	9	2.3	A	
32	25	40	68		26	54	28	10	2.9	A	
40	32	49	78		32	55	25	11	3.7	A	
50	40	60	88		40	62	32	12	4.6	A	
63	50	75	102		49	68	38	14	5.8	A	
75	65	89	122	66	58	80	43	16	6.8	B	30
90	80	105	138	78	70	80	42	17	8.2	B	30
110	100	125	158	100	87	80	41	18	10.0	B	30
125	100	132	158	114	99	82	35	25	11.4	B	25
140	125	155	188	127	111	89	42	25	12.7	B	27
160	150	175	212	151	127	92	40	25	14.6	B	30
180	150	180	212	154	148	92	40	30	16.4	B	30
200	200	232	268	203	174	100	35	32	18.2	B	30
225	200	235	268	210	196	100	35	32	20.5	B	30

table continued on the next page



	d	DN	d1	d2	d3	d4	L	L1	L2	e	Type	a°
	(mm)	(mm)	(mm)	(mm)	(mm)	(mm)	(mm)	(mm)	(mm)	(mm)		
	250	250	285	320	252	203	120	45	35	22.7	B	25
	280	250	291	320	265	228	120	45	37	25.4	B	30
	315	300	335	370	300	256	150	50	50	28.6	B	22
	355	350	373	430	342	284	162	70	40	32.2	B	45
	400	400	427	482	387	320	172	70	46	36.3	B	45
	450	500	514	585	400	360	225	105	60	40.9	B	15
	500	500	530	585	442	400	231	105	60	45.4	B	15
	560	600	615	684	490	458	141	20	60	50.8	B	30
*	630	600	642	684	545	516	135	40	60	57.2	B	30
*	710	700	737	800		581	120	20	60	64.5	A	
*	800	800	840	905		655	120	18	65	72.6	A	

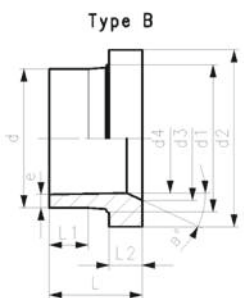


ecoFIT Flange adaptor PE100
d50-1000mm / SDR17/17.6 / combined jointing face: flat and serrated

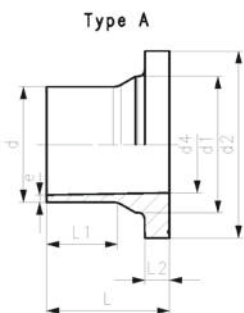
Model:

- For IR, buttfusion welding according to DVS 2207
- Type A: without chamfer
- Type B: with chamfer
- Suitable for plastic butterfly valves type **567/578/565** up to DN400. ecoFit adapter SDR17 required for DN400 and above
- Suitable for metal butterfly valves type **038/039/044/065** up to DN400. ecoFit adapter SDR17 is required for DN400 and above
- Profile seal d50-d1000: NBR, EPDM, FKM
- Flat gasket d50-d315: EPDM, FKM
- Pressure rating: 10 bar
- Please refer to the Online Tool: Perfect Flange Connection - GF Piping Systems (gfps.com)

* Machined

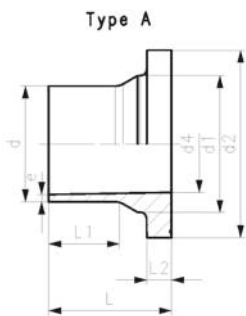


	d	DN	PN	SDR	Code	Weight
	(mm)	(mm)	(bar)			(kg)
	50	40	10	17/17.6	753 798 210	0.093
	63	50	10	17/17.6	753 798 211	0.118
	75	65	10	17/17.6	753 798 212	0.220
	90	80	10	17/17.6	753 798 213	0.291
	110	100	10	17/17.6	753 798 214	0.389
	125	100	10	17/17.6	753 798 215	0.421
	140	125	10	17/17.6	753 798 216	0.648
	160	150	10	17/17.6	753 798 217	0.703
	180	150	10	17/17.6	753 798 218	0.739
	200	200	10	17/17.6	753 798 219	1.331
	225	200	10	17/17.6	753 798 220	1.304
	250	250	10	17/17.6	753 798 221	2.272
	280	250	10	17/17.6	753 798 222	2.154
	315	300	10	17/17.6	753 798 223	3.819
	355	350	10	17/17.6	753 798 224	4.800
	400	400	10	17/17.6	753 798 225	6.400
	450	500	10	17/17.6	753 798 226	12.700
	500	500	10	17/17.6	753 798 227	13.000
	560	600	10	17/17.6	753 798 858	14.875
	630	600	10	17/17.6	753 798 859	12.515
*	710	700	10	17/17.6	753 798 860	15.878
*	800	800	10	17/17.6	753 798 861	20.948
*	900	900	10	17/17.6	753 798 862	29.183
*	1000	1000	10	17/17.6	753 798 863	36.209



	d	DN	d1	d2	d3	d4	L	L1	L2	e	Type	a°
	(mm)	(mm)	(mm)	(mm)	(mm)	(mm)	(mm)	(mm)	(mm)	(mm)		
	50	40	60	88	-	44	62	32	12	2.9	A	
	63	50	75	102	-	55	68	38	14	3.8	A	
	75	65	89	122	-	63	80	43	16	4.5	A	
	90	80	105	138	-	76	80	42	17	5.4	A	
	110	100	125	158	-	94	80	42	18	6.6	A	

table continued on the next page



d	DN	d1	d2	d3	d4	L	L1	L2	e	Type	a°	
(mm)	(mm)	(mm)	(mm)	(mm)	(mm)	(mm)	(mm)	(mm)	(mm)			
125	100	132	158	114	110	82	35	25	7.4	B	25	
140	125	155	188	127	123	89	39	25	8.3	B	27	
160	150	175	212	158	138	92	47	18	9.5	B	30	
180	150	180	212		158	92	45	20	10.7	A		
200	200	232	268	203	174	100	42	24	11.9	B	30	
225	200	235	268	210	196	100	42	24	13.4	B	30	
250	250	285	320	252	221	120	45	25	14.8	B	25	
280	250	291	320	265	247	120	45	35	16.6	B	30	
315	300	335	370	300	278	150	50	50	18.7	B	21	
355	350	373	430	346	310	155	70	33	21.1	B	21	
400	400	427	482	395	350	162	70	36	23.7	B	21	
450	500	514	585	400	400	211	105	46	26.7	B	4	
500	500	530	585	446	442	217	105	46	29.7	A	2	
560	600	615	685		493	142	60	50	33.2	A		
630	600	642	685		555	144	71	50	37.4	A		
*	710	700	737	800		626	120	20	50	42.1	A	
*	800	800	840	905		705	120	18	52	47.4	A	
*	900	900	944	1005		793	140	15	55	53.3	A	
*	1000	1000	1047	1110		881	140	10	60	59.3	A	



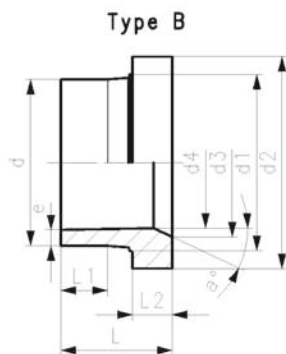
ecoFIT adaptor for butterfly valves PE100
d355-800mm / SDR11 / jointing face: flat and metric

Model:

- For buttfusion welding according to DVS 2207
- Type B: with chamfer
- Suitable for plastic butterfly valves type **567/578/565**
- Suitable for metal butterfly valves type **038/039/044/065**
- Profile seal d355-d800: NBR, EPDM, FKM
- Pressure rating: 16 bar d355-d500
- Pressure rating: 10 bar d500-d800

Note:

*machined



d	DN	PN	SDR	Code	Weight
(mm)	(mm)	(bar)			(kg)
355	350	16	11	753 798 924	8.400
400	400	16	11	753 798 925	11.000
450	450	16	11	753 798 926	18.800
500	500	16	11	753 798 927	19.900
560	600	10	11	753 798 728	29.270
630	600	10	11	753 798 729	23.042
710	700	10	11	753 798 730	33.765
800	800	10	11	753 798 731	41.787

d	d1	d2	d3	d4	L	L1	L2	e	Type	a°
(mm)	(mm)	(mm)	(mm)	(mm)	(mm)	(mm)	(mm)	(mm)		
355	373	430	350	284	187	70	65	33.9	B	25
400	427	482	400	320	196	70	70	38.2	B	25
450	467	533	450	360	272	105	107	43.0	B	23
500	530	585	498	400	261	105	90	47.8	B	25
560	615	685	610	458	282	60	147	50.8	B	21
630	642	685	610	515	210	60	132	57.2	B	21
710	737	800	701	581	215	20	155	64.5	B	20
800	840	905	785	655	194	18	140	72.6	B	28

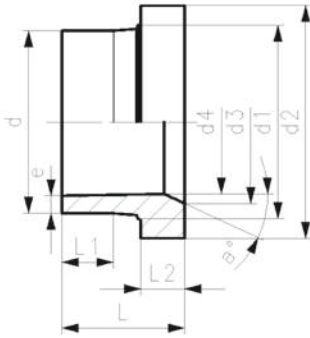


ecoFIT adaptor for butterfly valves PE100
d450-1200mm / SDR17/17.6 / jointing face: flat and metric

Model:

- For buttfusion welding according to DVS 2207
- Type B: with chamfer
- Suitable for plastic butterfly valves type **567/578/565**
- Suitable for metal butterfly valves type **038/039/044/065**
- Pressure rating: 10 bar
- Machined

Type B



d (mm)	DN (mm)	PN (bar)	SDR	Code	Weight (kg)
450	450	10	17/17.6	753 798 951	10.700
500	500	10	17/17.6	753 798 952	12.100
560	600	10	17/17.6	753 798 753	17.307
630	600	10	17/17.6	753 798 754	12.122
710	700	10	17/17.6	753 798 755	21.505
800	800	10	17/17.6	753 798 756	21.841
900	900	10	17/17.6	753 798 757	34.187
1000	1000	10	17/17.6	753 798 758	43.733
1200	1200	10	17/17.6	753 798 759	106.295

d (mm)	DN (mm)	d1 (mm)	d2 (mm)	d3 (mm)	d4 (mm)	L (mm)	L1 (mm)	L2 (mm)	e (mm)	Type	a°
450	450	467	533	451	397	224	105	59	27.5	B	23
500	500	530	585	498	440	217	105	46	30.5	B	25
560	600	615	685	610	493	227	60	92	33.2	B	21
630	600	642	685	610	555	149	60	71	37.4	B	21
710	700	737	800	701	625	175	20	105	42.1	B	17
800	800	840	905	785	705	142	18	74	47.4	B	22
900	900	944	1005	890	793	189	15	104	53.3	B	18
1000	1000	1047	1110	994	881	204	10	124	59.3	B	17
1200	1200	1256	1330	1186	1057	377	160	126	71.2	B	17



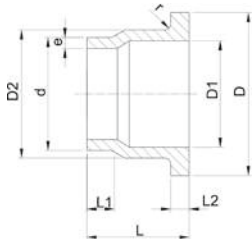
ecoFIT outlet flange adaptor PE100
d40-315mm / SDR11

Model:

- Suitable for wafer check valves Type 369
- Conventional butt-welding according to DVS 2207

Attention:

- In conjunction with Outlet flange adaptors, **flange rings for socket systems** must be used.



d (mm)	DN (mm)	PN (bar)	SDR	Code	Weight (kg)	D (mm)	D1 (mm)	D2 (mm)	L (mm)	L1 (mm)	L2 (mm)	e (mm)	r (mm)
40	32	16	11	733 808 034	0.073	80	37	50	64	30	11	3.7	3
50	40	16	11	733 808 035	0.104	90	43	61	67	30	12	4.6	3
63	50	16	11	733 808 036	0.172	105	54	76	74	30	14	5.8	4
75	65	16	11	733 808 037	0.242	125	70	90	78	30	16	6.8	4
90	80	16	11	733 808 038	0.348	140	82	108	87	35	17	8.2	4
110	100	16	11	733 808 039	0.508	160	105	131	102	41	18	10.0	4
140	125	16	11	733 808 041	0.976	190	130	165	124	47	25	12.7	4
160	150	16	11	733 808 042	1.337	215	158	188	149	52	25	14.6	4
225	200	16	11	733 808 045	2.814	270	206	248	180	55	32	20.5	4
280	250	16	11	733 808 047	4.374	325	259	308	240	63	35	25.4	4
315	300	16	11	733 808 048	4.960	375	308	346	272	66	35	28.6	4



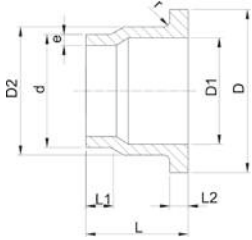
ecoFIT outlet flange adaptor PE100
d40-315mm / SDR17/17.6

Model:

- Conventional butt-welding according to DVS 2207
- Suitable for wafer check valves Type 369

Attention:

- In conjunction with Outlet flange adaptors, **flange rings for socket systems** must be used.



d	DN	PN	SDR	Code	Weight	D	D1	D2	L	L1	L2	e	r
(mm)	(mm)	(bar)			(kg)	(mm)	(mm)	(mm)	(mm)	(mm)	(mm)	(mm)	(mm)
40	32	10	17/17.6	733 808 009	0.060	80	37	50	64	30	11	2.3	3
50	40	10	17/17.6	733 808 010	0.067	90	43	61	67	30	12	2.9	3
63	50	10	17/17.6	733 808 011	0.159	105	54	76	74	30	14	3.6	4
75	65	10	17/17.6	733 808 012	0.219	125	70	90	78	30	16	4.3	4
90	80	10	17/17.6	733 808 013	0.314	140	82	108	87	35	17	5.1	4
110	100	10	17/17.6	733 808 014	0.465	160	105	131	102	41	18	6.3	4
140	125	10	17/17.6	733 808 016	0.862	190	130	165	124	47	18	8.0	4
160	150	10	17/17.6	733 808 017	1.176	215	158	188	149	52	18	9.1	4
225	200	10	17/17.6	733 808 020	2.484	270	206	248	180	55	24	12.8	4
280	250	10	17/17.6	733 808 022	2.230	325	259	308	240	63	25	15.9	4
315	300	10	17/17.6	733 808 023	2.450	375	308	346	272	66	25	17.9	4

Flanges for butt fusion system



Backing flange PP-V metric
For butt fusion systems metric

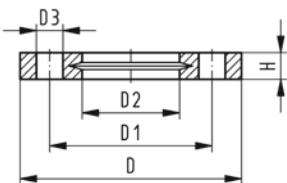
Model:

- Full-plastic flange PP-GF (30 % glass-fibre reinforced)
- Connecting dimension: ISO 7005, EN 1092, BS 4504, DIN 2501
- **Bolt circle PN 10**

AL: number of holes

¹⁾ Suitable for socket- and butt fusion systems

²⁾ Combined version, metric-ANSI



d	DN	PN	Code	Weight	D	D1	D2	D3	H max.	AL	SC
(mm)	(mm)	(bar)		(kg)	(mm)	(mm)	(mm)	(mm)	(mm)		
90	80	16	727 700 513	0.544	200	160	108	18	27	8	M16
110	100	16	727 700 514	0.643	220	180	128	18	28	8	M16
125	100	16	727 700 515	0.635	220	180	135	18	28	8	M16
140	125	16	727 700 516	0.842	250	210	158	18	30	8	M16
180	150	16	727 700 518	1.200	285	240	188	22	32	8	M20
250	250	10	727 700 521	2.052	395	350	288	22	38	12	M20
280	250	10	727 700 522	1.700	395	350	294	22	38	12	M20
315	300	10	727 700 523	2.400	445	400	338	22	42	12	M20
355	350	10	727 700 524	4.440	515	460	376	22	46	16	M20
400	400	10	727 700 525	5.624	574	515	430	26	50	16	M24



Backing flange PP-V ANSI/ ASME For butt fusion systems metric

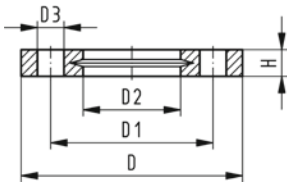
Model:

- Full-plastic flange PP-GF (30 % glass-fibre reinforced)
- Connecting dimension: ANSI/ASME B 16.5 class 150, ASTM D 4024, BS 1560, BS EN 1759
- **Bolt circle class 150**
- Special flange adapter ANSI for d25 - d50 and d90 required

AL: number of holes

¹⁾ Suitable for socket- and butt fusion systems

²⁾ Combined version, metric-ANSI



	Size (inch)	d (mm)	DN (mm)	PN (bar)	Code	Weight (kg)	D (mm)	D1 (mm)	D2 (mm)	D3 (mm)	H max. (mm)	AL	SC	
	1	½	20	15	16	727 701 406	0.091	95	60	28	16	16	4	M12
	1	¾	25	20	16	727 701 407	0.120	105	70	34	16	17	4	M12
	1	1	32	25	16	727 701 408	0.147	115	79	42	16	18	4	M12
	1	1 ¼	40	32	16	727 701 409	0.246	140	89	51	16	20	4	M16
	1	1 ½	50	40	16	727 701 410	0.299	150	98	62	16	22	4	M16
	1	2	63	50	16	727 701 411	0.361	165	121	78	19	24	4	M16
	1	2 ½	75	65	16	727 701 412	0.492	185	140	92	19	26	4	M16
		3	90	80	16	727 701 513	0.607	200	152	108	19	27	4	M16
		4	110	100	16	727 701 514	0.736	229	190	128	19	28	8	M16
	2	6	160	150	16	727 700 517	1.200	285	240	178	22	32	8	M20
	2	8	200	200	16	727 700 519	1.400	340	295	235	22	34	8	M20
	2	8	225	200	16	727 700 520	1.400	340	295	238	22	34	8	M20
		10	250	250	10	727 701 521	2.241	406	362	288	26	38	12	M20
		10	280	250	10	727 701 522	2.173	406	362	294	26	38	12	M20
		12	315	300	10	727 701 523	3.627	483	432	338	26	42	12	M20

Backing flange PP-Steel metric For butt fusion systems metric

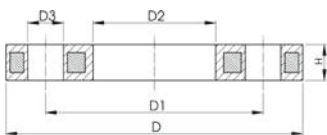
Model:

- Material: PP (30% glass-fibre reinforced) with steel ring
- Connecting dimension: ISO 7005, EN 1092, BS 4504, DIN 2501
- **Bolt circle PN 10**

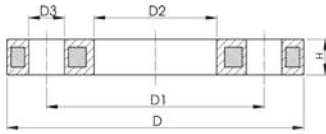
AL: number of holes

¹⁾ Suitable for socket -and butt fusion systems

²⁾ Combined version, bolt circle metric - ANSI



	d (mm)	D (mm)	DN (mm)	PN (bar)	Code	Weight (kg)	D1 (mm)	D2 (mm)	D3 (mm)	H max. (mm)	AL	SC	
	1	20	95	15	16	727 700 206	0.216	65	28	14	12	4	M12
	1	25	105	20	16	727 700 207	0.279	75	34	14	12	4	M12
	1	32	115	25	16	727 700 208	0.429	85	42	14	16	4	M12
	1	40	140	32	16	727 700 209	0.621	100	51	18	16	4	M16
	1	50	150	40	16	727 700 210	0.722	110	62	18	20	4	M16
	1	63	165	50	16	727 700 211	0.900	125	78	18	20	4	M16
	1	75	185	65	16	727 700 212	1.110	145	92	18	20	4	M16
		90	200	80	16	727 700 313	1.390	160	108	18	20	8	M16
		110	220	100	16	727 700 314	1.407	180	128	18	20	8	M16
		125	220	100	16	727 700 315	1.408	180	135	18	20	8	M16
		140	250	125	16	727 700 716	2.318	210	158	18	24	8	M16
	2	160	285	150	16	727 700 717	3.491	240	178	22	24	8	M20
		180	285	150	16	727 700 718	3.108	240	188	22	24	8	M20
	2	200	340	200	16	727 700 719	5.600	295	235	22	27	8	M20
	2	225	340	200	16	727 700 720	5.533	295	238	22	27	8	M20
		250	395	250	16	727 700 721	6.632	350	288	22	30	12	M20
		280	395	250	16	727 700 722	6.573	350	294	22	30	12	M20
		315	445	300	16	727 700 723	7.903	400	338	22	34	12	M20
		355	515	350	16	727 700 724	14.587	460	376	23	40	16	M20
		400	574	400	16	727 700 725	20.034	515	430	26	40	16	M24



Backing flange PP-Steel ANSI/ASME For butt fusion systems metric

Model:

- Material: PP (30% glass-fibre reinforced) with steel ring
- Connecting dimension: ANSI/ASME B 16.5 class 150, ASTM D 4024, BS 1560, BS EN 1759
- **Bolt circle class 150**
- Special flange adapter ANSI for d25 - d50 and d90 required

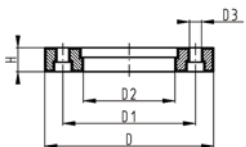
¹⁾ Suitable for socket -and butt fusion systems

²⁾ Combined version, bolt circle metric - ANSI

AL: number of holes

	d (inch)	d (mm)	DN (mm)	PN (bar)	Code	Weight (kg)
1	2 ½	75	65	16	727 701 212	1.117
	3	90	80	16	727 701 313	1.499
	4	110	100	16	727 701 314	1.739
2	6	160	150	16	727 700 717	3.491
2	8	200	200	16	727 700 719	5.600
2	8	225	200	16	727 700 720	5.533
	10	250/280	250	10	727 701 321	6.000
	12	315	300	10	727 701 322	11.800
	14	355	350	10	727 701 323	17.900
	16	400	400	10	727 701 324	24.500
	20	450/500	500	10	727 701 325	33.600

	d (inch)	d (mm)	D (mm)	D1 (mm)	D2 (mm)	D3 (mm)	H max. (mm)	AL	SC
1	2 ½	75	185	140	92	19	18	4	M16
	3	90	200	152	108	19	20	4	M16
	4	110	229	190	128	19	20	8	M16
2	6	160	285	241	178	22	26	8	M20
2	8	200	340	295	235	22	29	8	M20
2	8	225	340	297	238	22	29	8	M20
	10	250/280	406	362	293	25	30	12	M24
	12	315	483	432	338	25	34	12	M24
	14	355	540	476	376	29	42	12	M27
	16	400	597	539	429	29	44	16	M27
	20	450/500	712	635	540	32	53	20	M30



Profiled backing flange steel metric For butt fusion systems metric

Model:

- PP with glass-fibre reinforcement and GGG 50 insert
- Connecting dimensions: ISO 7005, EN 1092, DIN 2501
- **Bolt circle PN 10**

Note:

Flat side = bolt / washer side

Profiled side = flange adaptor side (aligned with collar)

AL: number of holes

* Galvanized steel S235-JR, suitable for underground laying

	d (mm)	DN (mm)	PN (bar)	Code	Weight (kg)	D (mm)	D1 (mm)	D2 (mm)	D3 (mm)	H (mm)	AL	SC
*	450	450	10	724 705 026	38.000	615	565	470	26	36	20	M24
	450	500	10	724 700 426	25.600	685	620	517	26	56	20	M24
	500	500	10	724 700 427	21.061	685	620	533	26	56	20	M24
	560	600	10	724 700 428	35.000	796	725	618	30	68	20	M27
	630	600	10	724 700 429	28.500	800	725	645	30	68	20	M27
	710	700	6	724 700 430	25.500	912	840	740	30	49	24	M27
	800	800	6	724 700 431	39.300	1026	950	843	33	58	24	M30
	900	900	6	724 700 432	48.500	1129	1050	947	33	62	28	M30



Profiled backing flange Steel metric d450/d710-1200
For butt fusion systems metric

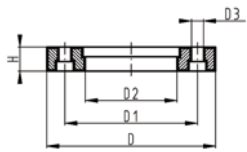
Model:

- Ductile iron (GGG40), epoxy coated (black)
- Connecting dimensions: ISO 7005, EN 1092, DIN 2501
- **Bolt circle PN 10**

* Galvanized steel S235-JR, suitable for underground laying
 AL: number of holes

Note:

Flat side = bolt / washer side



	d (mm)	DN (mm)	PN (bar)	Code	Weight (kg)	D (mm)	D1 (mm)	D2 (mm)	D3 (mm)	H (mm)	AL	SC
*	450	450	10	724 705 026	38.000	615	565	470	26	44	20	M24
	710	700	6	724 705 130	36.400	900	840	740	30	45	24	M27
	800	800	6	724 705 131	50.500	1015	950	843	33	53	24	M30
	900	900	6	724 705 132	55.800	1115	1050	947	33	56	28	M30
	1000	1000	6	724 705 133	71.100	1230	1160	1050	36	62	28	M33
	1200	1200	4	724 705 134	101.000	1455	1380	1260	39	68	32	M36



Backing flange PP-Steel metric BC PN16
For butt fusion systems metric

Model:

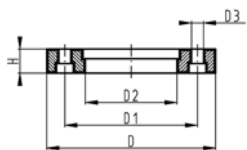
- PP with glass-fibre reinforcement and GGG 50 insert
- Connecting dimensions: ISO 7005, EN 1092, DIN 2501
- **Bolt circle PN 16**

Note:

Flat side = bolt / washer side

Profiled side = flange adaptor side (aligned with collar)

AL: number of holes



	d (mm)	DN (mm)	PN (bar)	Code	Weight (kg)	D (mm)	D1 (mm)	D2 (mm)	D3 (mm)	H (mm)	AL	SC
	200	200	16	724 700 319	3.549	344	295	235	22	31	12	M20
	225	200	16	724 700 320	3.380	344	295	238	22	31	12	M20
	250	250	16	724 700 321	6.390	410	355	288	26	35	12	M24
	280	250	16	724 700 322	6.310	410	355	294	26	36	12	M24
	315	300	16	724 700 323	9.740	455	410	338	26	43	12	M24
	355	350	16	724 700 324	15.203	521	470	376	26	55	16	M24
	400	400	16	724 700 325	20.600	582	525	430	30	56	16	M27



Profiled backing flange ductile iron metric bolt circle PN 16, d450 – d630
For butt fusion systems metric

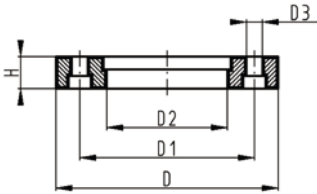
Model:

- Ductile iron (GGG 40), stoved epoxy (black, DIN30677)
- Connecting dimensions: ISO/DIN 2501, EN 1092
- **Bolt circle PN 16**

Note:

Flat side = bolt / washer side
 Profiled side = flange adaptor side (aligned with collar)

AL: number of holes



d (mm)	DN (mm)	PN (bar)	Code	Weight (kg)	D (mm)	D1 (mm)	D2 (mm)	D3 (mm)	H (mm)	AL	SC
450	500	10	724 705 326	50.500	715	650	517	33	46	20	M30
500	500	10	724 705 327	50.500	715	650	533	33	46	20	M30
560	600	10	724 705 328	50.500	840	770	618	36	55	20	M33
630	600	10	724 705 329	50.500	840	770	645	36	55	20	M33

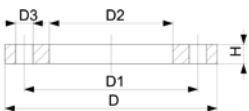


Backing flange steel metric
Bolt Circle PN10
For butt fusion systems metric

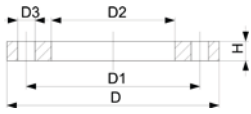
Model:

- Material: S235JR / zinc-coated
- Connecting dimensions: ISO 7005, EN 1092, DIN 2501
- **Bolt circle PN 10**

AL: number of holes



d (mm)	DN (mm)	PN (bar)	Code	Weight (kg)	D (mm)	D1 (mm)	D2 (mm)	D3 (mm)	H (mm)	AL	SC
200	200	10	701 474 383	7.400	340	295	235	22	20	8	M20
225	200	10	701 474 388	7.400	340	295	238	22	20	8	M20
250	250	10	701 474 399	9.090	395	350	288	22	22	12	M20
280	250	10	701 474 400	8.700	395	350	294	22	22	12	M20
315	300	10	701 474 401	12.200	445	400	338	22	26	12	M20
355	350	10	701 480 489	18.300	505	460	376	22	28	16	M20
450	450	10	724 705 026	38.000	615	565	470	26	36	20	M24
400	400	10	701 480 490	22.900	565	515	430	26	32	16	M24
450	500	10	701 480 491	37.000	670	620	517	26	38	20	M24
500	500	10	701 480 492	32.000	670	620	533	26	38	20	M24
560	600	10	701 480 493	53.800	780	725	618	30	42	20	M27
630	600	10	701 480 494	45.100	780	725	645	30	42	20	M27



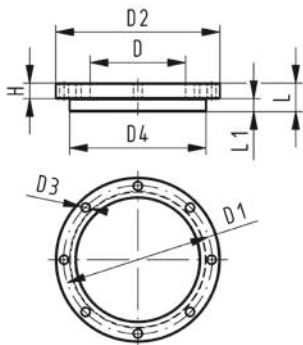
**Backing flange steel metric
Bolt Circle PN16
For butt fusion systems metric**

Model:

- Material: S235JR / zinc-coated
- Connecting dimensions: ISO 7005, EN 1092, DIN 2501
- **Bolt circle PN 16**

AL: number of holes

d (mm)	DN (mm)	PN (bar)	Code	Weight (kg)	D (mm)	D1 (mm)	D2 (mm)	D3 (mm)	H (mm)	AL	SC
32	25	16	701 474 390	1.100	115	85	42	14	12	4	M12
40	32	16	701 474 391	1.500	140	100	51	18	14	4	M16
50	40	16	701 474 392	1.600	150	110	62	18	14	4	M16
63	50	16	701 474 393	1.900	165	125	78	18	16	4	M16
75	65	16	701 474 394	2.400	185	145	92	18	16	4	M16
90	80	16	701 474 395	2.900	200	160	108	18	18	8	M16
110	100	16	701 474 396	3.100	220	180	128	18	18	8	M16
125	100	16	701 474 397	3.060	220	180	135	18	18	8	M16
125	125	16	701 474 386	6.000	250	210	135	18	25	8	M16
140	125	16	701 474 387	3.700	250	210	158	18	18	8	M16
160	150	16	701 474 382	5.100	285	240	178	22	20	8	M20
180	150	16	701 474 398	4.800	285	240	188	22	20	8	M20
200	200	16	701 480 475	7.400	340	295	235	22	24	12	M20
225	200	16	701 480 476	7.400	340	295	238	22	24	12	M20
250	250	16	701 480 477	13.000	405	355	288	26	30	12	M24
280	250	16	701 480 478	12.600	405	355	294	26	30	12	M24
315	300	16	701 480 479	18.400	460	410	338	26	34	12	M24
355	350	16	701 480 480	25.000	520	470	376	26	35	16	M24
400	400	16	701 480 481	31.000	580	525	430	30	38	16	M27
450	500	16	701 480 482	37.000	715	650	517	33	46	20	M30
500	500	16	701 480 483	32.000	715	650	533	33	46	20	M30



**Blanking flange set PE100
Combined jointing face flat and serrated metric**

Model:

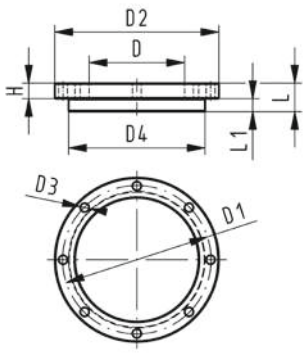
- d63 - d315: backing flange PP-V with end blank PE
- d355 - d630: backing flange PP/Steel with end blank PE
- Connecting dimensions: ISO 7005, EN 1092, DIN 2501
- **Bolt circle PN 10**

AL: number of holes

L: length of the End Blank

d (mm)	DN (mm)	PN (bar)	Code	Weight (kg)	D (mm)	D1 (mm)	D2 (mm)	D3 (mm)	D4 (mm)	L (mm)	L1 (mm)	H (mm)	AL	SC
63	50	16	753 700 611	0.560	75	125	165	18	102	30	14	24	4	M16
75	65	16	753 700 612	0.910	89	145	185	18	122	30	16	26	4	M16
90	80	16	753 700 613	0.921	105	160	200	18	138	30	17	27	8	M16
110	100	16	753 700 614	1.158	125	180	220	18	158	30	18	28	8	M16
125	100	16	753 700 615	1.678	132	180	220	18	158	35	25	28	8	M16
140	125	16	753 700 616	1.913	155	210	250	18	188	40	25	30	8	M16
160	150	16	753 700 617	2.373	175	240	285	22	212	40	25	32	8	M20
180	150	16	753 700 618	2.430	180	240	285	22	212	45	30	32	8	M20
200	200	16	753 700 619	3.495	232	295	340	22	268	50	32	34	8	M20
225	200	16	753 700 620	3.744	235	295	340	22	268	50	32	34	8	M20
250	250	16	753 700 621	6.051	285	350	395	22	320	55	35	38	12	M20
280	250	16	753 700 622	6.305	291	350	395	22	320	60	35	38	12	M20
315	300	16	753 700 623	8.894	335	400	445	22	370	65	35	42	12	M20
355	350	16	753 700 624	23.198	373	460	515	22	430	70	40	40	16	M20
400	400	16	753 700 625	30.766	427	515	574	26	482	75	46	40	16	M24

table continued on the next page



d (mm)	DN (mm)	PN (bar)	Code	Weight (kg)	D (mm)	D1 (mm)	D2 (mm)	D3 (mm)	D4 (mm)	L (mm)	L1 (mm)	H (mm)	AL	SC
450	500	10	753 700 626	44.271	510	620	684	26	585	80	60	49	20	M24
500	500	10	753 700 627	47.165	530	620	684	26	585	90	60	49	20	M24
560	600	10	753 700 628	67.147	615	725	796	30	685	100	60	58	20	M27
630	600	10	753 700 629	68.574	642	725	796	30	685	110	60	68	20	M27



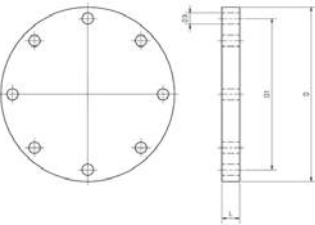
Blanking Flanges PE100 Bolt circle PN 10 PN 2.5 bar

Model:

- Made out of sheet material
- Bolt circle PN 10

Remark:

- max. Druck 2,5 bar



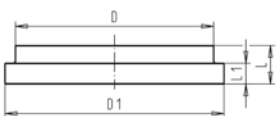
d (mm)	DN (mm)	PN (bar)	Code	SP	Weight (kg)	AL (mm)	D (mm)	L (mm)	D1 (mm)	D3 (mm)
63	50	2.5	700 647 886	0	0.362	4	165	15	125	18
75	65	2.5	700 647 887	0	0.487	4	185	15	145	18
90	80	2.5	700 647 888	0	0.544	8	200	15	160	18
110	100	2.5	700 647 889	0	0.643	8	220	15	180	18
125	100	2.5	700 647 890	0	0.658	8	220	15	180	18
140	125	2.5	700 647 891	0	0.842	8	250	15	210	18
160	150	2.5	700 647 892	0	1.200	8	285	20	240	22
180	150	2.5	700 647 893	0	1.350	8	285	25	240	22
200	200	2.5	700 647 894		1.400	8	340	25	295	22
225	200	2.5	700 647 895	0	1.450	8	340	30	295	22
250	250	2.5	700 647 896	0	2.052	12	395	30	350	22
280	250	2.5	700 647 897	0	2.380	12	395	30	350	22
315	300	2.5	700 647 898	0	2.400	12	445	40	400	22
355	350	2.5	700 647 899	0	4.400	16	515	40	460	22
400	400	2.5	700 647 900	0	5.620	16	574	45	515	26
450	500	2.5	700 647 901	0	6.120	20	670	55	620	26
500	500	2.5	700 647 902	0	7.100	20	670	60	620	26
560	600	2.5	700 647 903	0	7.650	20	780	65	725	30
630	600	2.5	700 647 904	0	8.200	20	780	75	725	30



End blank PE100 For butt fusion systems metric

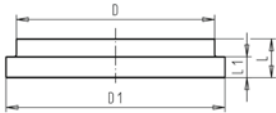
Model:

- Suitable for metric backing flanges



d (mm)	DN (mm)	PN (bar)	Code	Weight (kg)	D (mm)	D1 (mm)	L (mm)	L1 (mm)
63	50	16	753 960 611	0.154	75	102	30	14
75	65	16	753 960 612	0.268	89	122	30	16
90	80	16	753 960 613	0.363	105	138	30	17
110	100	16	753 960 614	0.490	125	158	30	18
125	100	16	753 960 615	0.478	132	158	35	25
140	125	16	753 960 616	0.713	155	188	40	25
160	150	16	753 960 617	1.196	175	212	40	25
180	150	16	753 960 618	1.030	180	212	45	30
200	200	16	753 960 619	1.795	232	268	50	32
225	200	16	753 960 620	2.044	235	268	50	32

table continued on the next page



d	DN	PN	Code	Weight	D	D1	L	L1
(mm)	(mm)	(bar)		(kg)	(mm)	(mm)	(mm)	(mm)
250	250	16	753 960 621	3.158	285	320	55	35
280	250	16	753 960 622	4.157	291	320	60	35
315	300	16	753 960 623	5.249	335	370	65	35
355	350	16	753 960 624	7.698	373	430	70	40
400	400	16	753 960 625	12.185	427	482	75	46
450	500	10	753 960 626	19.619	510	585	80	60
500	500	10	753 960 627	22.130	530	585	90	60
560	600	10	753 960 628	31.447	615	685	100	60
630	600	10	753 960 629	36.074	642	685	110	60

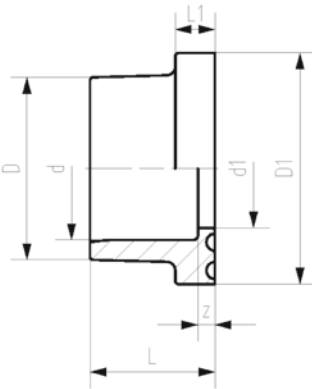
Flange adaptors for socket fusion system



ecoFIT Flange adaptor PE100 d20-110mm / SDR 17 / Jointing face flat/serrated

Model:

- Counterpart: flange adaptor flat/serrated or with O-ring groove
- Connection: according to EN ISO 15494-, DIN 16963-11
- Gasket: profile flange gasket EPDM No. 48 44 07, FKM No. 49 44 07
- Flanges: PP - steel, No. 27 70 02, PP-V, No 27 70 04

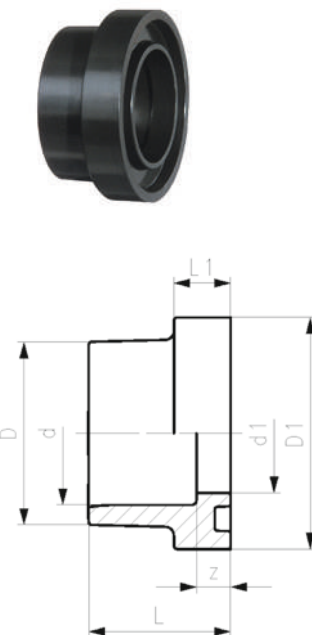


d	DN	PN	SDR	Code	Weight	D	D1	d1	L	L1	z
(mm)	(mm)	(bar)			(kg)	(mm)	(mm)	(mm)	(mm)	(mm)	(mm)
20	15	10	17/17.6	753 790 206	0.013	27	45	16	19	7	5
25	20	10	17/17.6	753 790 207	0.022	33	58	21	21	9	5
32	25	10	17/17.6	753 790 208	0.035	41	68	28	23	10	5
40	32	10	17/17.6	753 790 209	0.052	50	78	36	25	11	5
50	40	10	17/17.6	753 790 210	0.061	61	88	45	28	12	5
63	50	10	17/17.6	753 790 211	0.095	76	102	57	32	14	5
75	65	10	17/17.6	753 790 212	0.163	90	122	69	36	16	5
90	80	10	17/17.6	753 790 213	0.203	108	138	84	42	17	7
110	100	10	17/17.6	753 790 214	0.293	131	158	100	48	18	7

ecoFIT Flange Adaptor PE 80 Jointing face with o-ring groove

Model:

- Counterpart: flange adaptor flat/serrated 53 79 02
- Gasket: O-ring EPDM
- Flanges: PP - steel, No. 27 70 02, PP-V, No 27 70 04



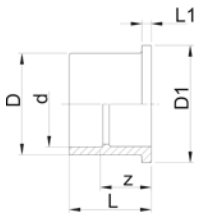
d	SDR	DN	PN	Code	Weight	D	D1	d1	L	L1	z
(mm)		(mm)	(bar)		(kg)	(mm)	(mm)	(mm)	(mm)	(mm)	(mm)
20	11	15	10	733 810 106	0.008	27	34	16	22	9	8
25	11	20	10	733 810 107	0.012	33	41	21	24	10	8
32	11	25	10	733 810 108	0.019	41	50	28	26	10	8
40	11	32	10	733 810 109	0.031	50	61	36	30	13	10
50	11	40	10	733 810 110	0.044	61	73	45	33	13	10
63	11	50	10	733 810 111	0.072	76	90	57	37	14	10
75	11	65	10	733 810 112	0.112	90	106	69	40	15	10
90	11	80	10	733 810 113	0.185	108	125	84	47	16	12
110	11	100	10	733 810 114	0.285	131	150	100	55	18	13



ecoFIT Outlet flange adaptor PE80
d40-110mm / SDR11 / Jointing face flat

Model:

- With fusion socket metric
- Suitable for wafer check valves Type 369
- To be installed on the outlet side of the valve
- Use flanges PP-V 27 70 04



d (mm)	SDR	DN (mm)	PN (bar)	Code	Weight (kg)	D (mm)	D1 (mm)	L (mm)	L1 (mm)	z (mm)
40	11	32	6	733 800 009	0.065	50	78	55	11	35
50	11	40	6	733 800 010	0.088	61	88	61	12	38
63	11	50	6	733 800 011	0.136	76	102	69	14	41
75	11	65	6	733 800 012	0.223	90	122	79	16	49
90	11	80	6	733 800 013	0.357	107	138	100	17	65
110	11	100	6	733 800 014	0.482	130	158	105	18	62

Flanges for socket fusion system



Backing flange PP-V metric
For socket systems metric and BS

Model:

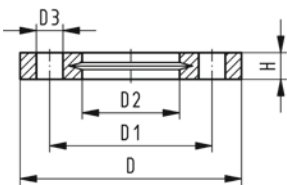
- Connecting dimension: ISO 7005, EN 1092, BS 4504, DIN 2501
- **Bolt circle PN 10**
- Full-plastic flange PP-GF (30 % glass-fibre reinforced)

¹⁾ Suitable for socket- and butt fusion systems

²⁾ Not for BS

³⁾ Combined version, metric - ANSI

AL: number of holes



d (mm)	DN (mm)	PN (bar)	Code	Weight (kg)	D (mm)	D1 (mm)	D2 (mm)	D3 (mm)	H max. (mm)	AL	SC
1	20	15	16	727 700 406	0.093	95	65	28	14	16	4 M12
1	25	20	16	727 700 407	0.120	105	75	34	14	17	4 M12
1	32	25	16	727 700 408	0.151	115	85	42	14	18	4 M12
1	40	32	16	727 700 409	0.244	140	100	51	18	20	4 M16
1	50	40	16	727 700 410	0.297	150	110	62	18	22	4 M16
1	63	50	16	727 700 411	0.362	165	125	78	18	24	4 M16
1	75	65	16	727 700 412	0.487	185	145	92	18	26	4 M16
	90	80	16	727 700 413	0.550	200	160	110	18	27	8 M16
2	110	100	16	727 700 414	0.640	220	180	133	18	28	8 M16
	140	125	16	727 700 416	0.781	250	210	167	18	30	8 M16
2/3	160	150	16	727 700 417	1.050	285	240	190	22	32	8 M20
3	200	200	16	727 700 419	1.629	340	295	226	22	34	8 M20
3	225	200	16	727 700 420	1.400	340	295	250	22	34	8 M20
	250	250	10	727 700 421	2.229	395	350	277	22	38	12 M20
	280	250	10	727 700 422	1.651	395	350	310	22	38	12 M20
	325	300	10	727 700 423	2.461	445	400	348	22	42	12 M20
	355	350	10	727 700 424	3.000	515	460	388	22	46	16 M20
	400	400	10	727 700 425	5.135	574	515	442	26	50	16 M24



Backing flange PP-V ANSI/ ASME For socket systems metric and BS

Model:

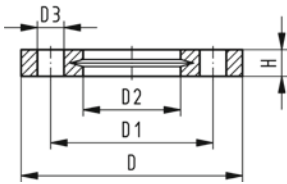
- Full-plastic flange PP-GF (30 % glass-fibre reinforced)
- Connecting dimension: ANSI/ASME B 16.5 class 150, ASTM D 4024, BS 1560, BS EN 1759
- **Bolt circle class 150**
- Special flange adapter ANSI for d25 - d50 and d90 required

AL: number of holes

¹⁾ Suitable for socket- and butt fusion systems

²⁾ Not for BS

³⁾ Combined version, metric - ANSI



	Size (inch)	DN (mm)	d (mm)	PN (bar)	Code	Weight (kg)	D (mm)	D1 (mm)	D2 (mm)	D3 (mm)	H max. (mm)	AL	SC	
	1	½	15	20	16	727 701 406	0.091	95	60	28	16	16	4	M12
	1	¾	20	25	16	727 701 407	0.120	105	70	34	16	17	4	M12
	1	1	25	32	16	727 701 408	0.147	115	79	42	16	18	4	M12
	1	1 ¼	32	40	16	727 701 409	0.246	140	89	51	16	20	4	M16
	1	1 ½	40	50	16	727 701 410	0.299	150	98	62	16	22	4	M16
	1	2	50	63	16	727 701 411	0.361	165	121	78	19	24	4	M16
	1	2 ½	65	75	16	727 701 412	0.492	185	140	92	19	26	4	M16
		3	80	90	16	727 701 413	0.605	200	152	110	19	27	4	M16
	2	4	100	110	16	727 701 414	0.704	229	190	133	19	28	8	M16
	2/3	6	150	160	16	727 700 417	1.050	285	240	190	22	32	8	M20
	3	8	200	200	16	727 700 419	1.629	340	295	226	22	34	8	M20
	3	8	200	225	16	727 700 420	1.400	340	295	250	22	34	8	M20
		10	250	280	10	727 701 422	1.838	406	362	310	26	38	12	M20
		12	300	315	10	727 701 423	3.482	483	432	348	26	42	12	M20

Backing flange PP-Steel metric For socket systems metric and BS

Model:

- **Bolt circle PN 10**
- PP-GF (30% glass-fibre reinforced) with steel ring
- UV-resistant. Applicable for outside applications
- Connecting dimension: ISO 7005, EN 1092, BS 4504, DIN 2501

AL: number of holes

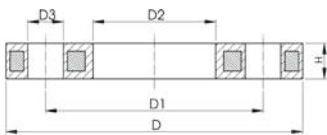
¹⁾ Suitable for socket -and butt fusion systems

²⁾ Not for BS

³⁾ Connecting dimension: ISO 2536. bolt circle acc. DN125. suitable for flange adaptor d125/ DN100

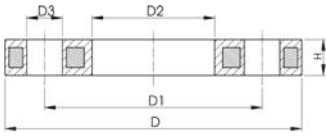
⁴⁾ Connecting dimension: ISO 2536. bolt circle acc. DN225. suitable for flange adaptor d250/ DN250

⁵⁾ Combined version, bolt circle metric - ANSI



	d (mm)	DN (mm)	PN (bar)	Code	Weight (kg)	D1 (mm)	D3 (mm)	D2 (mm)	D (mm)	H max. (mm)	AL	
	1	20	15	16	727 700 206	0.216	65	14	28	95	12	4
	1	25	20	16	727 700 207	0.279	75	14	34	105	12	4
	1	32	25	16	727 700 208	0.429	85	14	42	115	16	4
	1	40	32	16	727 700 209	0.621	100	18	51	140	16	4
	1	50	40	16	727 700 210	0.722	110	18	62	150	20	4
	1	63	50	16	727 700 211	0.900	125	18	78	165	20	4
	1	75	65	16	727 700 212	1.110	145	18	92	185	20	4
		90	80	16	727 700 213	1.369	160	18	110	200	20	8
	2	110	100	16	727 700 214	1.522	180	18	133	220	20	8
	2	125	125	16	727 700 815	2.475	210	18	150	250	26	8
		140	125	16	727 700 816	2.033	210	18	167	250	26	8
	2/5	160	150	16	727 700 817	3.167	240	22	190	285	26	8
	5	200	200	16	727 700 819	6.143	295	22	226	340	29	8
	5	225	200	16	727 700 820	4.448	295	22	250	340	29	8
		250	250	16	727 700 821	7.179	350	22	277	395	32	12
	4	250	225	16	727 700 031	8.340	325	22	277	395	32	8

table continued on the next page



d (mm)	DN (mm)	PN (bar)	Code	Weight (kg)	D1 (mm)	D3 (mm)	D2 (mm)	D (mm)	H max. (mm)	AL
280	250	16	727 700 822	5.547	350	22	310	395	32	12
315	300	16	727 700 823	6.980	400	22	348	445	36	12
355	350	16	727 700 824	12.465	460	23	388	515	42	16
400	400	16	727 700 825	17.607	515	26	442	574	42	16



Backing flange PP-Steel ANSI/ASME For socket systems metric and BS

Model:

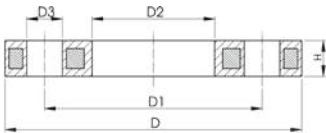
- Material: PP (30% glass-fibre reinforced) with steel ring
- Connecting dimension: ANSI/ASME B 16.5 class 150, ASTM D 4024, BS 1560, BS EN 1759
- **Bolt circle class 150**
- Special flange adapter ANSI for d25 - d50 and d90 required

¹⁾ Suitable for socket -and butt fusion systems

²⁾ Not for BS


³⁾ Combined version, bolt circle metric - ANSI

AL: number of holes



d (inch)	d (mm)	DN (mm)	PN (bar)	Code	Weight (kg)	D (mm)	D1 (mm)	D2 (mm)	D3 (mm)	H max. (mm)	AL	SC
1	½	20	15	16	727 701 206	0.213	95	60	28	16	12	4 M12
1	¾	25	20	16	727 701 207	0.260	105	70	34	16	12	4 M12
1	1	32	25	16	727 701 208	0.416	115	79	42	16	16	4 M12
1	1 ¼	40	32	16	727 701 209	0.730	140	89	51	16	16	4 M16
1	1 ½	50	40	16	727 701 210	0.809	150	98	62	16	18	4 M16
1	2	63	50	16	727 701 211	0.866	165	121	78	19	18	4 M16
1	2 ½	75	65	16	727 701 212	1.117	185	140	92	19	18	4 M16
	3	90	80	16	727 701 213	1.492	200	152	110	19	20	4 M16
2	4	110	100	16	727 701 214	1.695	229	190	133	19	20	8 M16
2/3	6	160	150	16	727 700 817	3.167	285	241	190	22	26	8 M20
3	8	200	200	16	727 700 819	6.143	340	297	226	22	29	8 M20
3	8	225	200	16	727 700 820	4.448	340	297	250	22	29	8 M20

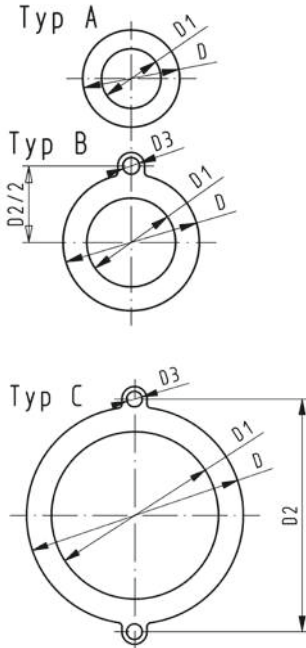
Gaskets



Flat gasket EPDM

Model:

- For all metric GF Flange Adaptors
 - Hardness approx. 65° Shore
 - Integrated fixation aids from d110
 - Centering on the inner diameter of the screw crown
- di FA are the suitable inner diameters of flanges adaptors




d (mm)	DN (mm)	PN (bar)	Type	EPDM Code	Weight (kg)	D (mm)	D1 (mm)	D2 (mm)	D3 (mm)	H (mm)	di FA (mm)
16	10	10	A	748 400 305	0.004	46	16			2	6 - 26
20	15	10	A	748 400 306	0.012	51	20			2	10 - 30
25	20	10	A	748 400 307	0.004	61	25			2	15 - 35
32	25	10	A	748 400 308	0.008	71	32			2	22 - 42
40	32	10	A	748 400 309	0.013	82	40			3	30 - 50
50	40	10	A	748 400 310	0.016	92	50			3	40 - 60
63	50	10	A	748 400 311	0.018	107	63			3	53 - 73
75	65	10	A	748 400 312	0.029	127	71			3	61 - 81
90	80	10	A	748 400 313	0.035	142	84			3	74 - 94
110	100	10	B	748 400 314	0.051	162	104	180	18	4	94 - 114
125	100	10	B	748 400 315	0.044	162	119	180	18	4	109 - 129
140	125	10	B	748 400 316	0.068	192	134	210	18	4	124 - 144
160 - 180	150	10	B	748 400 317	0.090	218	155	241	22	4	145 - 165
200	200	6	C	748 400 319	0.180	273	195	295	22	5	185 - 205
225	200	6	C	748 400 320	0.140	273	216	295	22	5	206 - 226
250	250	6	C	748 400 321	0.210	328	250	350	22	5	240 - 260
280	250	6	C	748 400 322	0.151	328	273	350	22	5	263 - 283
315	300	6	C	748 400 323	0.237	378	305	400	22	5	295 - 315

Profile Flange Gasket EPDM/FKM metric

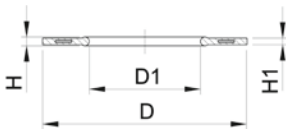
Model:

- For all metric GF Flange Adaptors
 - Hardness: 70° Shore EPDM, 75° Shore FKM
 - EPDM: approved acc. to DVGW Water W 270, KTW recommendation
 - Centering on the inner diameter of the screw crown
 - material steel insert: carbon steel
 - Rubber-steel body combined with rubber profile cord ring up to d630
 - Rubber-steel body ideal for big dimensions (d710 - d1000)
- di FA are the suitable inner diameters of flanges adaptors



d (mm)	D (mm)	di FA (mm)	D1 (mm)	DN (mm)	PN (bar)	EPDM Code	FKM Code	Weight (kg)	H (mm)	H1 (mm)
16	46	6 - 16	16	10	16	748 440 705	749 440 705	0.012	4	3
20	51	10 - 20	20	15	16	748 440 706	749 440 706	0.013	4	3
25	61	12 - 22	22	20	16	748 440 707	749 440 707	0.014	4	3
32	71	18 - 28	28	25	16	748 440 708	749 440 708	0.019	4	3
40	82	30 - 40	40	32	16	748 440 709	749 440 709	0.026	4	3
50	92	36 - 46	46	40	16	748 440 710	749 440 710	0.039	4	3
63	107	48 - 58	58	50	16	748 440 711	749 440 711	0.050	5	4
75	127	59 - 69	69	65	16	748 440 712	749 440 712	0.082	5	4
90	142	73 - 84	84	80	16	748 440 713	749 440 713	0.083	5	4
110	162	94 - 104	104	100	16	748 440 714	749 440 714	0.127	6	5
125	162	113 - 123	123	100	16	748 440 715	749 440 715	0.105	6	5
140	192	127 - 137	137	125	16	748 440 716	749 440 716	0.173	6	5
160 - 180	218	150 - 160	160	150	16	748 440 717	749 440 717	0.207	8	6
200	273	192 - 203	203	200	16	748 440 719	749 440 719	0.263	8	6
225	273	207 - 220	220	200	16	748 440 720	749 440 720	0.255	8	6

table continued on the next page



d (mm)	D (mm)	di FA (mm)	D1 (mm)	DN (mm)	PN (bar)	EPDM Code	FKM Code	Weight (kg)	H (mm)	H1 (mm)
250	328	238 - 252	252	250	16	748 440 721	749 440 721	0.462	8	6
280	328	264 - 274	274	250	16	748 440 722	749 440 722	0.323	8	6
315	378	296 - 306	306	300	16	748 440 723	749 440 723	0.549	8	6
355	438	340 - 355	355	350	16	748 440 724	749 440 724	0.870	10	7
400	489	385 - 400	400	400	16	748 440 725	749 440 725	1.088	10	7
450	594	393 - 403	403	500	10	748 440 726	749 440 726	0.718	10	7
500	594	437 - 447	447	500	10	748 440 727	749 440 727	0.718	10	7
560	695	484 - 494	494	600	10	748 440 728	749 440 728	0.923	10	7
630	695	545 - 555	555	600	10	748 440 729	749 440 729	0.923	10	7
710	810	562 - 712	712	700	6	748 440 730		0.890	6	3
800	917	663 - 813	813	800	6	748 440 731		1.340	6	3
900	1017	765 - 915	915	900	6	748 440 732		1.170	6	3
1000	1124	866 - 1016	1016	1000	6	748 440 733		1.360	6	3

Profile flange gasket NBR Metric

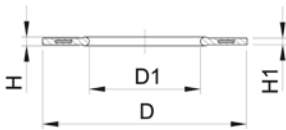


Model:

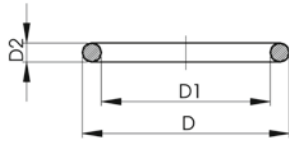
- NBR = Nitrile rubber, hardness approx. 80° Shore
- For all metric GF Flange Adaptors
- Rubber-steel body combined with rubber profile cord ring up to d630
- Rubber-steel body ideal for big dimensions (d710 - d1000)
- Approved acc. to DVGW standard DIN EN 682 for gas
- D corresponds to the centring at the inner diameter of the screw crown



Design d710 - d1000



d (mm)	DN (mm)	PN (bar)	NBR Code	Weight (kg)	D (mm)	D1 (mm)	H (mm)	H1 (mm)	di FA (mm)
20	15	16	745 440 706	0.009	51	20	4	3	10 - 20
25	20	16	745 440 707	0.012	61	22	4	3	12 - 22
32	25	16	745 440 708	0.018	71	28	4	3	18 - 28
40	32	16	745 440 709	0.021	82	40	4	3	30 - 40
50	40	16	745 440 710	0.029	92	46	4	3	36 - 46
63	50	16	745 440 711	0.039	107	58	5	4	48 - 58
75	65	16	745 440 712	0.058	127	69	5	4	59 - 69
90	80	16	745 440 713	0.063	142	84	5	4	73 - 84
110	100	16	745 440 714	0.096	162	104	6	5	94 - 104
125	100	16	745 440 715	0.073	162	123	6	5	113 - 123
140	125	16	745 440 716	0.128	192	137	6	5	127 - 137
160 - 180	150	16	745 440 717	0.145	218	160	8	6	150 - 160
200	200	16	745 440 719	0.286	273	203	8	6	192 - 203
225	200	16	745 440 720	0.183	273	220	8	6	207 - 220
250	250	16	745 440 721	0.355	328	252	8	6	238 - 252
280	250	16	745 440 722	0.229	328	274	8	6	264 - 274
315	300	16	745 440 723	0.419	378	306	8	6	296 - 306
355	350	16	745 440 724	0.645	438	355	10	7	340 - 355
400	400	16	745 440 725	0.819	489	400	10	7	385 - 400
450	500	10	745 440 726	1.885	594	403	10	7	393 - 403
500	500	10	745 440 727	1.618	594	447	10	7	437 - 447
560	600	10	745 440 728	2.281	695	494	10	7	484 - 494
630	600	10	745 440 729	2.000	695	555	10	7	545 - 555
710	700	6	745 440 733	0.403	810	712	6	3	562 - 712
800	800	6	745 440 734	0.403	917	813	6	3	663 - 813
900	900	6	745 440 735	0.403	1017	915	6	3	765 - 915
1000	1000	6	745 440 736	0.403	1124	1016	6	3	866 - 1016

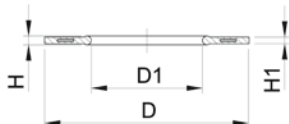


O-Ring gasket

Model:

- For flange adaptors
- Hardness approx. 65° Shore

d (mm)	DN (mm)	EPDM Code	Weight (kg)	FKM Code	Weight (kg)	D (mm)	D1 (mm)	D2 (mm)	closest inch (inch)
16	10	748 410 000	0.002	749 410 000	0.005	25.70	18.64	3.53	3/8
20	15	748 410 001	0.002	749 410 001	0.002	30.46	23.40	3.53	1/2
25	20	748 410 007	0.002	749 410 007	0.002	35.23	28.17	3.53	3/4
32	25	748 410 002	0.003	749 410 002	0.003	43.16	36.10	3.53	1
40	32	748 410 003	0.004	749 410 003	0.002	54.50	43.82	5.34	1 1/4
50	40	748 410 012	0.004	749 410 012	0.008	64.02	53.34	5.34	1 1/2
63	50	748 410 013	0.006	749 410 013	0.011	79.90	69.22	5.34	2
75	65	748 410 014	0.007	749 410 014	0.012	92.60	81.92	5.34	2 1/2
90	80	748 410 015	0.008	749 410 015	0.015	111.68	101.00	5.34	3
110	100	748 410 016	0.016	749 410 016	0.031	134.00	120.20	6.99	4
125	100	748 410 017	0.018	749 410 017	0.036	149.90	135.90	6.99	
140	125	748 410 018	0.020	749 410 018	0.039	165.80	151.80	6.99	5
160	150	748 410 019	0.025	749 410 019	0.044	184.15	170.17	6.99	6
200	200	748 410 163	0.029	749 410 163	0.048	235.60	221.60	6.99	8
225	200	748 410 022	0.034	749 410 022	0.060	254.70	240.70	6.99	8
280	250	748 410 182	0.036	749 410 182	0.066	280.10	266.10	6.99	9
250	250	748 410 173	0.042	749 410 173	0.076	305.50	291.50	6.99	10
315	300	748 410 174	0.047	749 410 174	0.083	356.30	342.30	6.99	12



Profile Flange Gasket EPDM/FKM ANSI/ASME

Model:

- Suitable for flanges adaptors PP/PE PVDF
- Hardness: 70° Shore EPDM, 75° Shore FKM
- Centered by the flange bolts
- Dimension D is in accordance with the inner diameter of the bolt circle


d (mm)	DN (mm)	EPDM Code	Weight (kg)	FKM Code	Weight (kg)	Inch (inch)	D (mm)	D1 (mm)	H (mm)	H1 (mm)
25	20	748 440 502	0.010	749 440 502	0.011	3/4	54	27	4	3
32	25	748 440 503	0.011	749 440 503	0.023	1	64	33	4	3
40	32	748 440 504	0.017	749 440 504	0.024	1 1/4	73	42	4	3
50	40	748 440 505	0.030	749 440 505	0.030	1 1/2	83	48	4	3
63	50	748 440 506	0.029	749 440 506	0.042	2	102	60	5	4
75	65	748 440 507	0.046	749 440 507	0.068	2 1/2	121	73	5	4
90	80	748 440 508	0.053	749 440 508	0.083	3	133	89	5	4
110	100	748 440 509	0.088	749 440 509	0.139	4	171	115	6	5
160 - 180	150	748 440 512	0.127	749 440 512	0.240	6	222	160	8	6
225	200	748 440 515	0.195	749 440 515	0.316	8	279	220	8	6
250	250	748 440 517	0.243	749 440 517	0.373	10	337	273	8	6
315	300	748 440 518	0.398	749 440 518	0.750	12	406	325	8	6
355	350	748 440 519	0.800	749 440 519	0.800	14	448	356	10	7
400	400	748 440 520	0.900	749 440 520	0.900	16	512	406	10	7
450	450	748 440 521	1.000	749 440 521	1.000	18	547	457	10	7
500	500	748 440 522	1.000	749 440 522	1.000	20	604	508	10	7

NeoFlow

Pressure Reducing Valve

Benefits

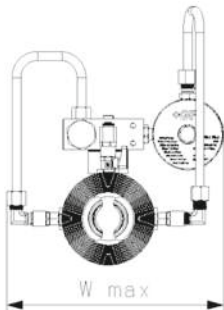
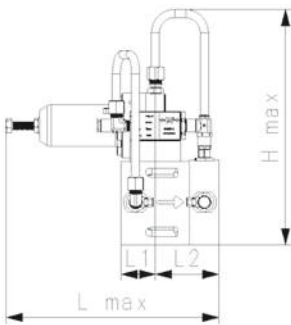
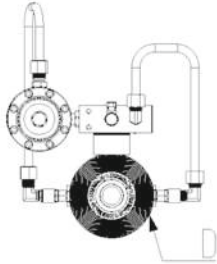
- + The axial flow design provides extreme precision and stability
- + Low maintenance requirements
- + Integrated pilot valve to optimize pressure regulation





**NeoFlow Pressure reducing valve POM-C
DN50 - DN150 / Set pressure range 0 - 3 bar**

- Nominal pressure: PN16
- Connection type: Wafer Design
- Sealing material: EPDM
- Body material: POM-C
- Components: Stainless Steel, Brass
- Medium: Water
- Co-developed with OFUI

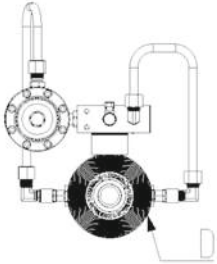


DN	PN	Set pressure range (bar)	Code	Weight (kg)	D (mm)	Lmax (mm)	L1 (mm)	L2 (mm)	Hmax (mm)	Wmax (mm)
50	16	0.0 - 3.0	193 173 311	4.7	105	290	42.5	78.5	265	245
80	16	0.0 - 3.0	193 173 313	6.0	142	290	57.0	78.0	322	274
100	16	0.0 - 3.0	193 173 314	6.8	162	290	76.5	78.5	322	286
150	16	0.0 - 3.0	193 173 317	10.7	218	290	125.0	80.5	339	346

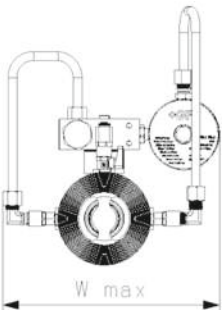
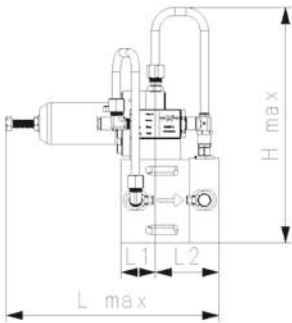


**NeoFlow Pressure reducing valve POM-C
DN50 - DN150 / Set pressure range 1 - 8 bar**

- Nominal pressure: PN16
- Connection type: Wafer Design
- Sealing material: EPDM
- Body material: POM-C
- Components: Stainless Steel, Brass
- Medium: Water
- Co-developed with OFUI



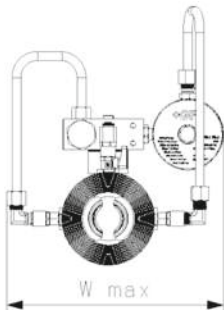
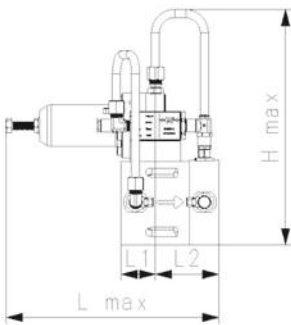
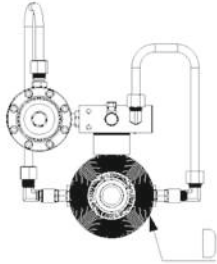
DN	PN	Set pressure range (bar)	Code	Weight (kg)	D (mm)	Lmax (mm)	L1 (mm)	L2 (mm)	Hmax (mm)	Wmax (mm)
50	16	1.0 - 8.0	193 173 011	4.7	105	290	42.5	78.5	265	245
80	16	1.0 - 8.0	193 173 013	6.0	142	290	57.0	78.0	322	274
100	16	1.0 - 8.0	193 173 014	6.8	162	290	76.5	78.5	322	286
150	16	1.0 - 8.0	193 173 017	10.7	218	290	125.0	80.5	339	346





**NeoFlow Pressure reducing valve POM-C
DN50 - DN150 / Set pressure range 1 - 16 bar**

- Nominal pressure: PN16
- Connection type: Wafer Design
- Sealing material: EPDM
- Body material: POM-C
- Components: Stainless Steel, Brass
- Medium: Water
- Co-developed with OFUI

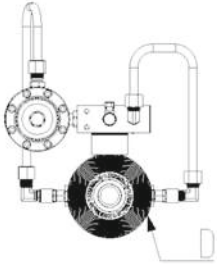


DN	PN	Set pressure range (bar)	Code	Weight (kg)	D (mm)	Lmax (mm)	L1 (mm)	L2 (mm)	Hmax (mm)	Wmax (mm)
50	16	1.0 - 16.0	193 173 611	4.7	105	290	42.5	78.5	265	245
80	16	1.0 - 16.0	193 173 613	6.0	142	290	57.0	78.0	322	274
100	16	1.0 - 16.0	193 173 614	6.8	162	290	76.5	78.5	322	286
150	16	1.0 - 16.0	193 173 617	10.7	218	290	125.0	80.5	339	346

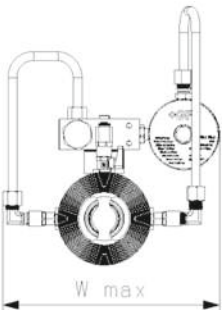
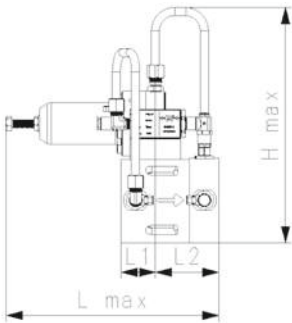


**NeoFlow Pressure reducing valve POM-C
DN200 - DN300 / Set pressure range 0 - 8.5 bar**

- Nominal pressure: PN16
- Connection type: Wafer Design
- Sealing material: EPDM
- Body material: POM-C
- Components: Stainless Steel
- Medium: Water
- Co-developed with OFUI



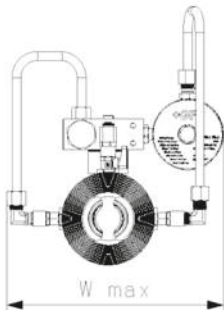
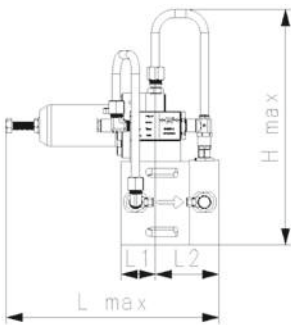
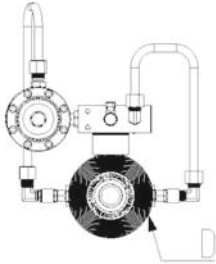
DN	PN	Set pressure range (bar)	Code	Weight (kg)	D (mm)	Lmax (mm)	L1 (mm)	L2 (mm)	Hmax (mm)	Wmax (mm)
200	16	0.0 - 8.5	193 173 020	22.3	275	298	149.0	149.0	398	346
250	16	0.0 - 8.5	193 173 022	34.8	328	348	174.0	174.0	451	399
300	16	0.0 - 8.5	193 173 023	71.0	378	398	199.0	199.0	501	449





**NeoFlow Pressure reducing valve POM-C
DN200 - DN300 / Set pressure range 1 - 13.5 bar**

- Nominal pressure: PN16
- Connection type: Wafer Design
- Sealing material: EPDM
- Body material: POM-C
- Components: Stainless Steel
- Medium: Water
- Co-developed with OFUI



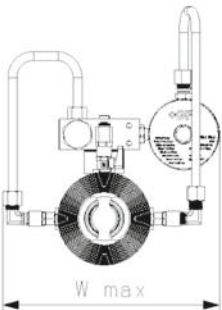
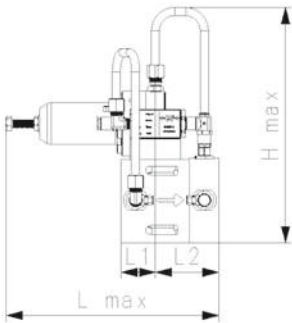
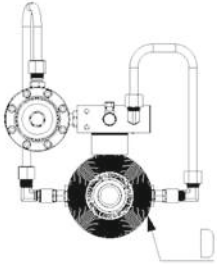
DN	PN	Set pressure range (bar)	Code	Weight (kg)	D (mm)	Lmax (mm)	L1 (mm)	L2 (mm)	Hmax (mm)	Wmax (mm)
200	16	1.0 - 13.5	193 173 420	22.3	275	298	149.0	149.0	398	346
250	16	1.0 - 13.5	193 173 422	34.8	328	348	174.0	174.0	451	399
300	16	1.0 - 13.5	193 173 423	71.0	378	398	199.0	199.0	501	449



**NeoFlow Pressure reducing valve POM-C
DN200 - DN300 / Set pressure range 1 - 16 bar**

- Nominal pressure: PN16
- Connection type: Wafer Design
- Sealing material: EPDM
- Body material: POM-C
- Components: Stainless Steel
- Medium: Water
- Co-developed with OFUI

DN	PN	Set pressure range (bar)	Code	Weight (kg)	D (mm)	Lmax (mm)	L1 (mm)	L2 (mm)	Hmax (mm)	Wmax (mm)
200	16	1.0 - 16.0	193 173 620	22.3	275	298	149.0	149.0	398	346
250	16	1.0 - 16.0	193 173 622	34.8	328	348	174.0	174.0	451	399
300	16	1.0 - 16.0	193 173 623	71.0	378	398	199.0	199.0	501	449

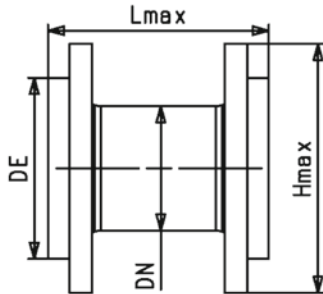




ELGEF Plus FF - spool piece PE 100
DN50-150mm / SDR11 / double flange connection with loose flange

Double flange form piece made of PE 100 for NeoFlow PRV valve.
 Suitable as balancing piece for cast iron pressure reducing valve.

- Flange PP- Steel Metric according to ISO 7005, EN 1092, BS 4504, DIN 2501
- Material loose flange PP (30% glass fiber reinforced with steel ring)
- Bolt circle PN10
- 16 bar Water
- IR welded
- Flange Adaptor: DN50 = 753800011 / DN80 = 753800011 / DN100 = 753800014 / DN150 = 753800017
- Backing Ring: DN50 = 727700211 / DN80 = 727700313 / DN100 = 727700314 / DN150 = 727700717



DN (mm)	d (mm)	PN (bar)	Code	Weight (kg)	Lmax (mm)	Hmax (mm)	DE (mm)
50	63	16	753 173 111	2.400	101	165	102
80	90	16	753 173 113	3.400	167	200	138
100	110	16	753 173 114	4.200	185	220	158
150	160	16	753 173 117	10.200	262	285	175

GF Piping Systems

+GF+

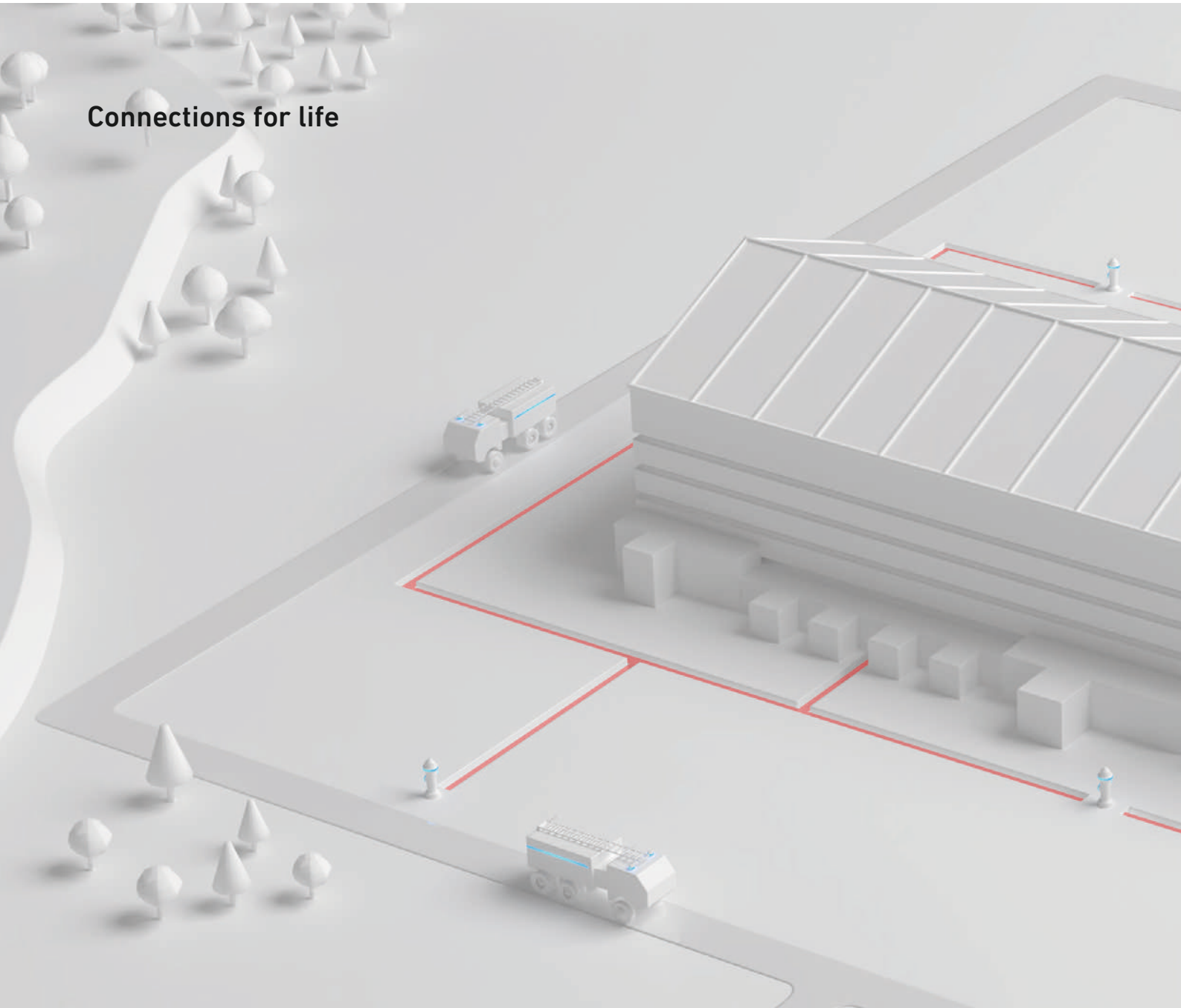
FM PE system

Reliable to the extreme

Underground fire protection

Highest level of safety and reliability
with FM certification for firefighting
water systems.



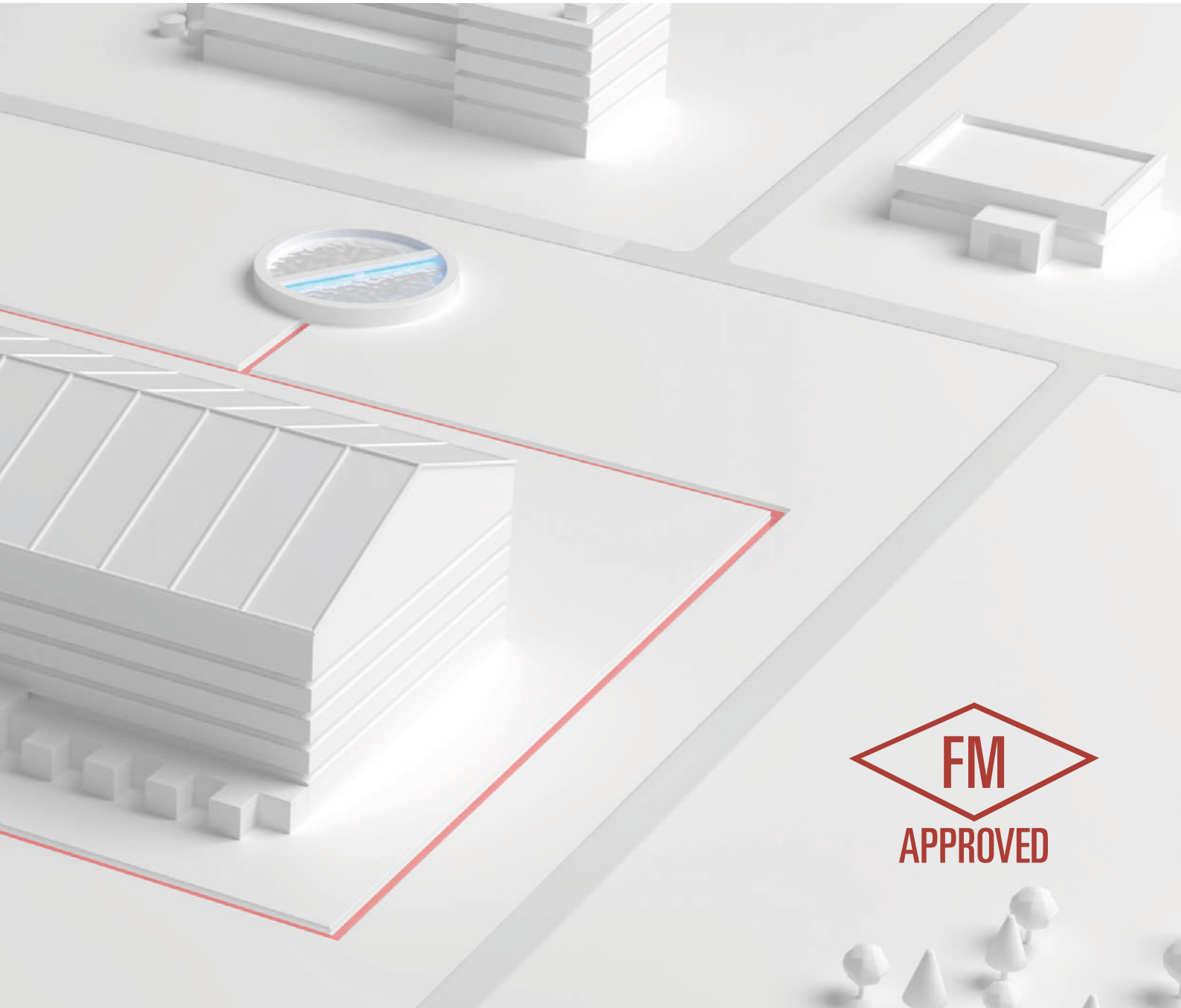


The benefits of FM 1613 Approved PE piping systems

Underground PE piping systems for fire protection

In case of fire, a secure and reliable supply of water for underground distribution and above ground sprinkler systems is crucial for emergency management. The complete system relies on a consistent supply of water with adequate pressure and the right flow rate. GF Piping Systems delivers the solution with FM Approved PE underground systems.

FM Approvals is an internationally recognized certification organization which tests and certifies components for fire protection systems. Any GF Piping Systems product that is FM Approved is guaranteed to meet rigorous loss prevention standards of quality, technical integrity and performance. The manufacturing processes and the in-house testing facilities at GF Piping Systems have been inspected by FM Approvals, and are audited on a frequent basis to ensure compliance and continuous improvement.



+ Reduced carbon footprint

PE systems reduce CO₂ emissions by more than 80 percent compared to metal systems and are fully recyclable. Especially for installations with large dimensions and more material, this is a considerable advantage. They make a positive environmental contribution and support your sustainability efforts.

+ Corrosion-resistant

Fire prevention systems must be extremely reliable over long periods of time. With PE systems that is no problem, because they are corrosion-resistant, maintenance-free, and show no additional pressure losses.

+ Resilience to ground movement

The natural resiliency of PE pipes means they absorb surges in pressure, vibration and stress, reducing the risk of breaks and leaks, keeping the water and gas supply continuous.

+ Enhanced reliability and cost efficient

GFPS FM Approved PE fittings include more rigorous performance testing, at a facility that is regularly audited by FM Approvals personnel.

Overall they reduce the insurance premium due to the additional safeguards. The building insurer is able to downgrade the fire risk and cost savings for the industrial operation.

Overview of our FM PE system



Product	SDR	FM class PN (bar)	Welding technology	Diameter
ELGEF Plus Coupler	SDR11	15	Electrofusion	d90 - 500 mm
ELGEF Plus Branch saddle	SDR11	15	Electrofusion	d110 - 500 mm
ELGEF Plus Reducer	SDR11	15	Electrofusion / Butt fusion	d110 - 315 mm
ELGEF Plus Elbow 90°	SDR11	15	Electrofusion / Butt fusion	d90 - 500 mm
ELGEF Plus Elbow 45°	SDR11	15	Electrofusion / Butt fusion	d90 - 500 mm
ELGEF Plus T 90°	SDR11	15	Electrofusion / Butt fusion	d90 - 500 mm
ELGEF Plus End Cap	SDR11	15	Electrofusion / Butt fusion	d90 - 500 mm
ELGEF Plus Flange Adaptor	SDR11	15	Electrofusion / Butt fusion	d90 - 500 mm
ELGEF Plus Reducer	SDR11	12	Electrofusion / Butt fusion	d355 - 500 mm
ELGEF Plus End Cap	SDR11	12	Electrofusion / Butt fusion	d355 - 500 mm
ecoFIT FM Pipe 5 m	SDR11	12	Electrofusion / Butt fusion	d90 - 500 mm
ecoFIT FM Pipe 12 m	SDR11	12	Electrofusion / Butt fusion	d90 - 500 mm

GF Piping System can also offer you a complete FM product line in IP standard with an ASTM certificate.

Next steps

In this brochure, you have received the most important information and technical details. But nothing replaces a personal conversation with an expert from GF Piping Systems. It is all about your needs and how we can support you in your daily business challenges. If you have not already done so, make an appointment today.

On the GF Piping Systems website, you will find specialized contact persons in your area. There you will also find further

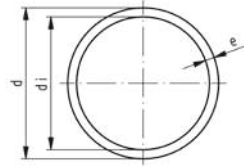
information on the product, including technical data sheets and operating instructions as well as relevant certificates and approvals.

- Appointment with an expert from GF Piping Systems
- Advice on the benefits of the solution for you
- Information on reference applications
- Help with selection and calculations
- Support in all project phases

Find out more - www.gfps.com/fm-pe-range



FM Products




ecoFIT pipe PE100
SDR11/PN16/S5
FM approval Standard 1613

Model:

- Dimension: acc. to DIN 8074/75
- Colour: black
- Pipe length: 5000mm or 12000mm, with plain ends
- Approval: FM approval Standard 1613
- Attention: Pressure rates refer to operating temperatures at 20°C. Higher temperatures and aggressive flow media reduce pressure load (see above DIN and our technical documentation). Pressure load capacity has to be determined in consideration with safety demands of the respective applications and calculated in accordance.
- Note 1: SDR 11 / PN 16 / S 5 5000mm Length
- Note 2: SDR 11 / PN 16 / S 5 12000mm Length

* Only special production

Note	d (mm)	PN (bar)	Code	Weight (kg/m)	e (mm)	di (mm)	FM PN (bar)	Length (m)	
1	90	16	316 090 029	2.140	8.2	73.6	12	5	
1	110	16	316 110 022	3.180	10.0	90.0	12	5	
1	125	16	316 125 029	4.120	11.4	102.8	12	5	
1	140	16	316 140 018	5.130	12.7	114.6	12	5	
1	160	16	316 160 020	6.740	14.6	130.8	12	5	
1	180	16	316 180 019	8.510	16.4	147.2	12	5	
1	200	16	316 200 012	10.500	18.2	163.6	12	5	
1	225	16	316 225 009	13.300	20.5	184.0	12	5	
1	250	16	316 250 005	16.300	22.7	204.6	12	5	
1	280	16	316 280 019	20.500	25.4	229.2	12	5	
1	315	16	316 315 008	25.900	28.6	257.8	12	5	
1	355	16	316 355 017	32.900	32.2	290.6	12	5	
1	400	16	316 400 008	41.700	36.3	327.4	12	5	
*	2	450	16	316 450 020	52.800	40.9	368.2	12	5
*	2	500	16	316 500 004	65.200	45.4	409.2	12	5
*	2	90	16	316 090 030	2.140	8.2	73.6	12	12
*	2	110	16	316 110 039	3.180	10.0	90.0	12	12
*	2	125	16	316 125 031	4.120	11.4	102.8	12	12
*	2	140	16	316 140 027	5.130	12.7	114.6	12	12
*	2	160	16	316 160 019	6.740	14.6	130.8	12	12
*	2	180	16	316 180 020	8.510	16.4	147.2	12	12
*	2	200	16	316 200 014	10.500	18.2	163.6	12	12
*	2	225	16	316 225 010	13.300	20.5	184.0	12	12
*	2	250	16	316 250 009	16.300	22.7	204.6	12	12
*	2	280	16	316 280 024	20.500	25.4	229.2	12	12
*	2	315	16	316 315 009	25.900	28.6	257.8	12	12
*	2	355	16	316 355 020	32.900	32.2	290.6	12	12
*	2	400	16	316 400 010	41.700	36.3	327.4	12	12
*	2	450	16	316 450 021	52.800	40.9	368.2	12	12
*	2	500	16	316 500 005	65.200	45.4	409.2	12	12



ELGEF Plus Electrofusion coupler PE100 d75-315mm / SDR11

- 10 bar Gas / 16 bar Water
- 4 mm pin connectors
- Limited path fusion indicators
- Removable centre stop up to d160
- 1) FM 1613 approved – 15 bar

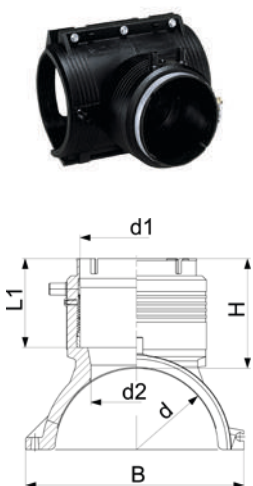
	d (mm)	SDR	PN (bar)	DN (mm)	Code	Weight (kg)	d1 (mm)	L (mm)	SDR pipe
1	90	11	16	80	753 911 613	0.406	113	125	9-17.6
1	110	11	16	100	753 911 614	0.692	138	145	9-17.6
1	125	11	16	100	753 911 615	0.718	154	156	9-17.6
1	140	11	16	125	753 911 616	0.945	172	166	9-17.6
1	160	11	16	150	753 911 617	1.362	196	180	9-17.6
1	180	11	16	150	753 911 618	1.747	219	192	9-17.6
1	200	11	16	200	753 911 619	1.866	244	208	9-17.6
1	225	11	16	200	753 911 620	3.329	273	225	9-17.6
1	250	11	16	250	753 911 621	4.678	304	248	9-17.6
1	280	11	16	250	753 911 622	7.500	340	252	9-17.6
1	315	11	16	300	753 911 623	8.142	382	267	9-17.6



ELGEF Plus Electrofusion coupler PE100 d355-800mm / SDR11

- 10 bar Gas / 16 bar Water
- 4 mm pin connectors
- Limited path fusion indicators
- With active reinforcement
- Ø355 – 500 have two connected (monofilar) welding zones (Both pipe ends can be welded simultaneously)
- Ø560 – 800 have two separate (bifilar) welding zones (Both pipe ends welded separately)
- * FM 1613 approved - 15 bar

	d (mm)	SDR	PN (bar)	DN (mm)	Code	Weight (kg)	d1 (mm)	L (mm)	SDR pipe
*	355	11	16	350	753 911 704	13.098	438	291	9-17
*	400	11	16	400	753 911 705	18.320	493	295	9-17
*	450	11	16	450	753 911 706	24.700	554	327	9-17
*	500	11	16	500	753 911 707	33.700	616	358	9-17

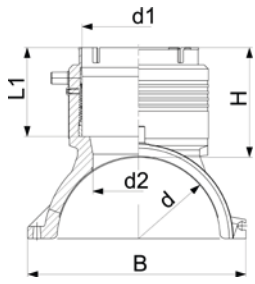


ELGEF Plus Branch saddle PE100 d110-d250mm / SDR11 / Outlet d90-d125 mm

- 10 bar Gas / 16 bar Water
- Branch Saddle complete, incl. lower part and 3 screws
- Additional fixing with snatch hinge
- Electrofusion outlet with integrated pipe fixation
- Protected wire without medium contact
- 4 mm pin connectors
- Limited path fusion indicators
- FM 1613 approved - 15 bar
- * Delivered without lower part. Pipe fixation with multiple use assembly toolno. 193.281.027

	d (mm)	d1 (mm)	DN (mm)	PN (bar)	SDR	Code	Weight (kg)	H (mm)	L (mm)	L1 (mm)	B (mm)	d2 (mm)	SDR pipe
	110	90	100	16	11	193 135 009	1.124	101	220	82	164	65	9-17.6
	110	110	100	16	11	193 135 010	1.224	107	220	88	164	65	9-17.6
	125	90	100	16	11	193 135 019	1.134	101	220	82	179	65	9-17.6
	125	110	100	16	11	193 135 020	1.290	107	220	88	179	65	9-17.6
*	140	90	125	16	11	193 135 029	0.982	101	220	81	195	65	9-17.6
*	140	110	125	16	11	193 135 030	1.087	107	220	87	195	65	9-17.6

table continued on the next page

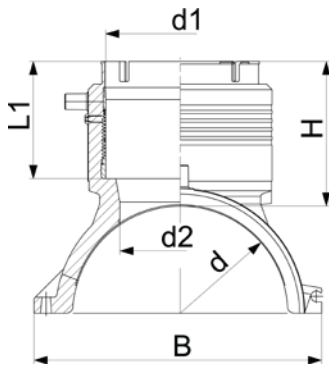


d	d1	DN	PN	SDR	Code	Weight	H	L	L1	B	d2	SDR pipe
(mm)	(mm)	(mm)	(bar)			(kg)	(mm)	(mm)	(mm)	(mm)	(mm)	
160	90	150	16	11	193 135 039	1.449	102	240	82	215	65	9-17.6
160	110	150	16	11	193 135 040	1.582	108	240	88	215	86	9-17.6
160	125	150	16	11	193 135 041	1.782	129	240	99	215	86	9-17.6
180	90	150	16	11	193 135 049	1.672	102	260	82	237	65	9-17.6
180	110	150	16	11	193 135 050	1.765	108	260	88	237	86	9-17.6
180	125	150	16	11	193 135 051	2.015	129	260	99	237	86	9-17.6
200	90	200	16	11	193 135 059	1.803	102	260	82	253	65	9-17.6
200	110	200	16	11	193 135 060	1.963	108	260	88	253	86	9-17.6
200	125	200	16	11	193 135 061	2.128	129	260	99	253	86	9-17.6
225	90	200	16	11	193 135 069	2.006	102	260	82	287	65	9-17.6
225	110	200	16	11	193 135 070	2.400	108	260	88	287	86	9-17.6
225	125	200	16	11	193 135 071	2.312	129	260	99	287	86	9-17.6
250	90	250	16	11	193 135 079	2.145	102	260	82	312	65	9-17.6
250	110	250	16	11	193 135 080	2.258	108	260	88	312	86	9-17.6
250	125	250	16	11	193 135 081	2.500	129	260	99	312	86	9-17.6

ELGEF Plus Branch saddle topload PE100 d280- d630mm / SDR11 / Outlet d90-d125 mm



- 10 bar Gas / 16 bar Water
- Branch Saddle for assembling as Topload with tool 799.350.477; angle adaptors (799.350.340) for fusion cable required
- Electrofusion outlet with integrated pipe fixation
- Protected wire without medium contact
- 4 mm pin connectors
- Limited path fusion indicators
- * FM 1613 approved - 15 bar



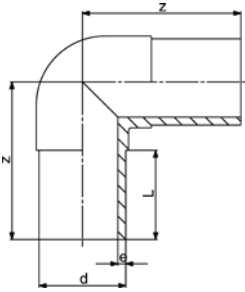
	d	d1	DN	PN	SDR	Code	Weight
	(mm)	(mm)	(mm)	(bar)			(kg)
*	280	90	250	16	11	193 135 289	1.242
*	280	110	250	16	11	193 135 290	1.295
*	280	125	250	16	11	193 135 291	1.530
*	315 - 355	90	300 - 350	16	11	193 135 309	1.214
*	315 - 355	110	300 - 350	16	11	193 135 310	1.297
*	315 - 355	125	300 - 350	16	11	193 135 311	1.530
*	400	90	400	16	11	193 135 329	1.022
*	400	110	400	16	11	193 135 330	1.116
*	400	125	400	16	11	193 135 331	1.369
*	500 - 630	90	500 - 600	16	11	193 135 159	1.086
*	500 - 630	110	500 - 600	16	11	193 135 160	1.159
*	500 - 630	125	500 - 600	16	11	193 135 161	1.388

	d	d1	H	L	L1	B	d2	SDR pipe
	(mm)	(mm)	(mm)	(mm)	(mm)	(mm)	(mm)	
*	280	90	102	260	82	243	65	9-26
*	280	110	108	260	88	243	86	9-26
*	280	125	129	260	99	243	86	9-26
*	315 - 355	90	102	260	82	249	65	9-26
*	315 - 355	110	108	260	88	249	86	9-26
*	315 - 355	125	129	260	99	249	86	9-26
*	400	90	102	260	82	256	65	9-26
*	400	110	108	260	88	256	86	9-26
*	400	125	129	260	99	256	86	9-26
*	500 - 630	90	102	260	82	263	65	9-26
*	500 - 630	110	108	260	88	263	86	9-26
*	500 - 630	125	129	260	99	263	86	9-26



ELGEF Plus Elbow 90° PE100
d20-315mm / SDR11 / Long version

- 10 bar Gas / 16 bar Water
- * FM 1613 approved - 15 bar



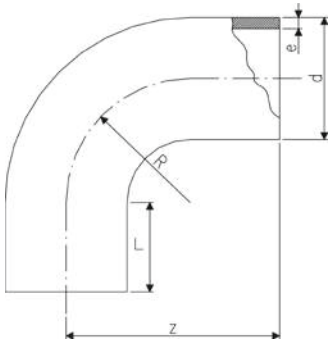
	d (mm)	DN (mm)	PN (bar)	SDR	Code	Weight (kg)	z (mm)	L (mm)	e (mm)
*	90	80	16	11	753 101 013	0.704	150	81	8.2
*	110	100	16	11	753 101 014	1.158	165	86	10.0
*	125	100	16	11	753 101 015	1.609	180	92	11.4
*	140	125	16	11	753 101 016	2.270	194	92	12.7
*	160	150	16	11	753 101 017	3.100	210	102	14.6
*	180	150	16	11	753 101 018	4.328	232	107	16.4
*	200	200	16	11	753 101 019	5.739	253	117	18.2
*	225	200	16	11	753 101 020	7.775	270	122	20.5
*	250	250	16	11	753 101 001	10.500	292	130	22.7
*	280	250	16	11	753 100 922	14.000	320	140	25.4
*	315	300	16	11	753 100 923	21.960	370	150	28.6



ELGEF Plus Bend 90° PE 100
d32-900mm / SDR11 / Long version

Model:

- 16 bar water
- Made out of seamless pipe
- Bends made out of seamless pipe shall not be shortened
- Radius 1.5 x d
- * FM 1613 approved - 15 bar

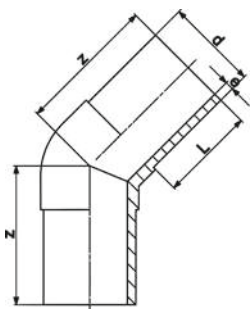


	d (mm)	DN (mm)	PN (bar)	SDR	Code	Weight (kg)	L (mm)	R (mm)	z (mm)	e (mm)
*	355	350	16	11	753 001 024	53.300	250	533	900	32.3
*	400	400	16	11	753 001 025	71.900	250	600	980	36.4
*	450	450	16	11	753 001 026	97.300	250	675	1070	40.9
*	500	500	16	11	753 001 027	134.000	280	750	1200	45.5



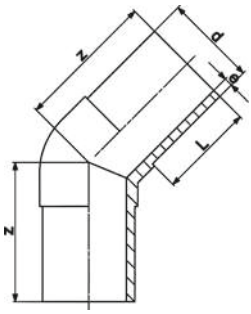
ELGEF Plus Elbow 45° PE100
d20-315mm / SDR11 / Long version

- 10 bar Gas / 16 bar Water
- * FM 1613 approved - 15 bar



	d (mm)	DN (mm)	PN (bar)	SDR	Code	Weight (kg)	z (mm)	L (mm)	e (mm)
*	90	80	16	11	753 151 013	0.565	120	81	8.2
*	110	100	16	11	753 151 014	0.921	130	86	10.0
*	125	100	16	11	753 151 015	1.290	140	92	11.4
*	140	125	16	11	753 151 016	1.796	164	120	12.7
*	160	150	16	11	753 151 017	2.454	162	102	14.6
*	180	150	16	11	753 151 018	3.274	170	107	16.4
*	200	200	16	11	753 151 019	4.362	186	116	18.2

table continued on the next page

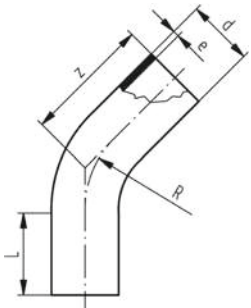


	d	DN	PN	SDR	Code	Weight	z	L	e
	(mm)	(mm)	(bar)			(kg)	(mm)	(mm)	(mm)
*	225	200	16	11	753 151 020	5.981	200	123	20.5
*	250	250	16	11	753 151 021	8.283	220	130	22.7
*	280	250	16	11	753 150 922	10.285	230	140	25.4
*	315	300	16	11	753 150 923	14.124	250	150	28.6



ELGEF Plus Bend 45° PE100 d32-9000mm / SDR11 / Long version

- 16 bar Water
- Made out of seamless pipe
- Bends made out of seamless pipe shall not be shortened
- Radius 1.5 x d
- * FM 1613 approved - 15 bar

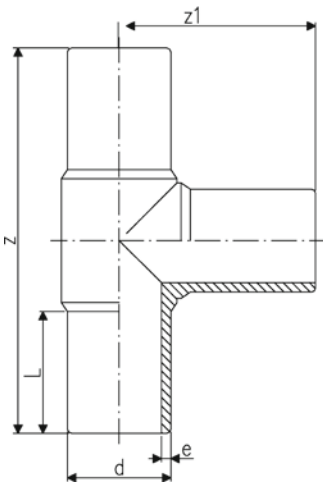


	d	DN	PN	SDR	Code	Weight	e	z	R	L
	(mm)	(mm)	(bar)			(kg)	(mm)	(mm)	(mm)	(mm)
*	355	350	16	11	753 051 024	39.500	32.3	620	533	300
*	400	400	16	11	753 051 025	48.500	36.4	650	600	300
*	450	450	16	11	753 051 026	69.800	40.9	680	675	300
*	500	500	16	11	753 051 027	96.300	45.5	760	750	350



ELGEF Plus Tee 90° equal PE100 d20-800mm / SDR11 / Long version

- 10 bar Gas / 16 bar Water
- * Machined with welded pipes
- ** FM 1613 approved - PN 15



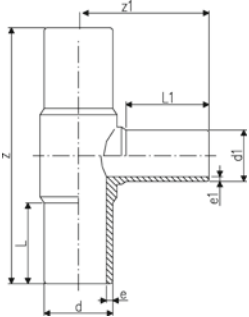
	d	DN	PN	SDR	Code	Weight	z	z1	L	e
	(mm)	(mm)	(bar)			(kg)	(mm)	(mm)	(mm)	(mm)
**	90	80	16	11	753 201 013	1.021	300	150	81	8.2
**	110	100	16	11	753 201 014	1.612	330	165	86	10.0
**	125	100	16	11	753 201 015	2.420	366	183	92	11.4
**	140	125	16	11	753 201 016	3.090	393	193	92	12.7
**	160	150	16	11	753 201 017	4.403	420	210	102	14.6
**	180	150	16	11	753 201 018	6.014	460	230	107	16.4
**	200	200	16	11	753 201 019	8.480	500	250	117	18.2
**	225	200	16	11	753 201 020	11.507	540	270	122	20.5
**	250	250	16	11	753 201 001	14.099	575	288	130	22.7
**	280	250	16	11	753 200 902	18.670	615	308	139	25.4
**	315	300	16	11	753 200 903	26.150	695	346	150	28.6



ELGEF Plus Tee 90° reduced PE100
d63-d315mm / SDR11 / Long version

Model:

- Pressure rating: 16 bar water / 10 bar gas
- Fittings are injection moulded
- * FM 1613 approved - 15 bar

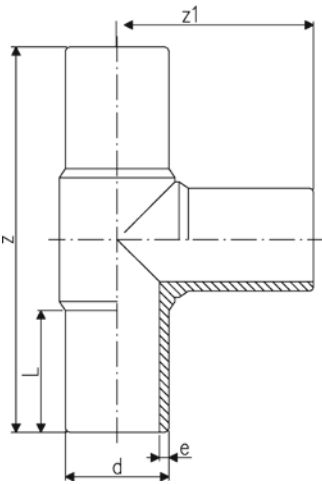


	d (mm)	d1 (mm)	SDR	PN (bar)	DN (mm)	Code	Weight (kg)	z (mm)	z1 (mm)	L (mm)	L1 (mm)	e (mm)	e1 (mm)
*	315	90	11	16	300	753 201 154	16.700	520	165	90	83	28.6	5,4
*	315	110	11	16	300	753 201 051	15.300	705	282	150	82	28.6	10.0



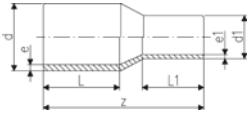
ELGEF Plus Tee 90° equal PE100
d355- 500mm / SDR11 / Long version

- 10 bar Gas / 16 bar Water
- FM 1613 approved - 15 bar



d (mm)	DN (mm)	PN (bar)	SDR	Code	Weight (kg)	z (mm)	z1 (mm)	L (mm)	e (mm)
355	350	16	11	753 200 904	39.800	818	410	165	32.3
400	400	16	11	753 200 905	42.485	910	455	180	36.4
450	450	16	11	753 200 906	77.300	970	485	195	40.9
500	500	16	11	753 200 907	101.000	1060	530	215	45.5

ELGEF Plus Reducer PE100
d25-630mm / SDR11 / Long version

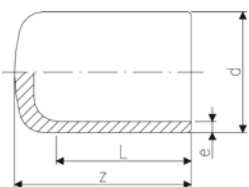


Model:

- Pressure rating: 16 bar water / 10 bar gas
- * FM 1613 approved - 15 bar

	d	d1	DN	PN	SDR	Code	Weight	z	L	L1	e	e1
	(mm)	(mm)	(mm)	(bar)			(kg)	(mm)	(mm)	(mm)	(mm)	(mm)
*	110	90	100	16	11	753 901 076	0.549	205	85	81	10.0	8,2
*	125	90	100	16	11	753 901 081	0.683	211	89	81	11.4	8,2
*	125	110	100	16	11	753 901 080	0.775	211	90	84	11.4	10,0
*	140	90	125	16	11	753 901 087	0.954	237	114	86	12.7	8,2
*	140	110	125	16	11	753 901 084	0.977	232	104	93	12.7	10,0
*	140	125	125	16	11	753 901 085	1.078	232	102	100	12.7	11,4
*	160	90	150	16	11	753 901 088	1.164	244	100	81	14.6	8,2
*	160	110	150	16	11	753 901 090	1.239	242	100	85	14.6	10,0
*	160	125	150	16	11	753 901 089	1.333	240	100	89	14.6	11,4
*	160	140	150	16	11	753 901 032	1.522	255	110	104	14.6	12,7
*	180	90	150	16	11	753 901 073	1.507	245	105	81	16.4	8,2
*	180	110	150	16	11	753 901 074	1.833	277	124	94	16.4	10,0
*	180	125	150	16	11	753 901 091	1.723	258	108	92	16.4	11,4
*	180	140	150	16	11	753 901 075	1.976	278	124	113	16.4	12,7
*	180	160	150	16	11	753 901 033	1.968	255	107	102	16.4	14,6
*	200	140	200	16	11	753 901 066	2.326	282	123	114	18.2	12,7
*	200	160	200	16	11	753 901 092	2.435	252	104	120	18.2	14,6
*	200	180	200	16	11	753 901 034	2.724	279	124	120	18.2	16,4
*	225	140	200	16	11	753 901 067	2.900	295	132	115	20.5	12,7
*	225	160	200	16	11	753 901 096	2.891	278	120	98	20.5	14,6
*	225	180	200	16	11	753 901 095	3.244	297	128	120	20.5	16,4
*	225	200	200	16	11	753 901 094	3.538	280	124	117	20.5	18,2
*	250	160	250	16	11	753 901 000	2.385	309	150	97	22.7	14,6
*	250	180	250	16	11	753 901 068	4.299	312	150	106	22.7	16,4
*	250	200	250	16	11	753 901 001	4.766	327	155	115	22.7	18,2
*	250	225	250	16	11	753 901 002	4.950	332	130	120	22.7	20,5
*	280	200	250	16	11	753 901 098	5.830	347	140	115	25.4	18,2
*	280	225	250	16	11	753 901 099	6.112	340	140	122	25.4	20,5
*	280	250	250	16	11	753 901 003	6.480	320	137	133	25.4	22,7
*	315	200	250	16	11	753 901 011	4.960	355	150	112	18.7	11,9
*	315	225	300	16	11	753 901 097	7.790	375	150	123	28.6	20,5
*	315	250	300	16	11	753 901 005	8.360	375	150	132	28.6	22,7
*	315	280	300	16	11	753 901 012	8.800	375	150	144	28.6	25,4
*	400	355	400	16	11	753 901 018	11.600	420	180	165	36.4	32,3

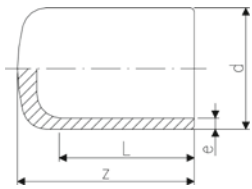
ELGEF Plus End cap PE100
d20-d630mm / SDR11 / Long version




- 10 bar Gas / 16 bar Water
- * FM 1613 approved - 15 bar
- ** FM 1613 approved - 12 bar
- *** Fabricated fitting made from pipe

	d	SDR	PN	DN	Code	Weight	z	L	e
	(mm)		(bar)	(mm)		(kg)	(mm)	(mm)	(mm)
*	90	11	16	80	753 961 013	0.240	90	81	8.2
*	110	11	16	100	753 961 014	0.373	98	86	10.0
*	125	11	16	100	753 961 015	0.546	105	92	11.4
*	140	11	16	125	753 961 016	0.727	136	92	12.7
*	160	11	16	150	753 961 017	1.034	120	102	14.6
*	180	11	16	150	753 961 018	1.351	128	107	16.4
*	200	11	16	200	753 961 019	1.845	138	115	18.2
*	225	11	16	200	753 961 020	2.514	148	122	20.5
*	250	11	16	250	753 961 021	3.927	205	130	22.7
*	280	11	16	250	753 960 922	5.045	235	139	25.4

table continued on the next page



	d (mm)	SDR	PN (bar)	DN (mm)	Code	Weight (kg)	z (mm)	L (mm)	e (mm)
*	315	11	16	300	753 960 923	6.861	255	150	28.6
** , ***	355	11	16	350	753 960 924	9.780	280	165	32.3
** , ***	400	11	16	400	753 960 925	13.370	310	180	36.4
** , ***	450	11	16	450	753 960 926	22.120	300	220	40.9
** , ***	500	11	16	500	753 960 927	30.226	325	240	45.4



ELGEF Plus Flange adaptor PE100
d20-800mm / SDR11 / long spigot / combined jointing face: flat and serrated

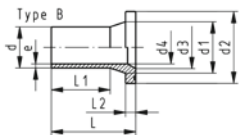
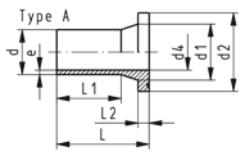
Model:

- For IR, butt and electrofusion welding according to DVS 2207
- Type A: without chamfer
- Type B: with chamfer
- Suitable for plastic butterfly valves type **567/578/565** up to DN250. ecoFit adapter SDR11 required for DN350 and above
- Suitable for metal butterfly valves type **038/039/044/065** up to DN250. ecoFit adapter SDR11 is required for DN350 and above
- Profile seal: d20-d800 NBR, EPDM, FKM
- Flat gasket: d20-d315 EPDM, FKM
- Pressure rating: 16 bar water / 10 bar gas
- Please refer to the Online Tool: Perfect Flange Connection - GF Piping Systems (gfps.com)

* For electric welding according to DVS 2207 and EN 1555

** FM 1613 approved - PN 15

*** Machined / extended



	d (mm)	SDR	DN (mm)	Code	Weight (kg)
	63	11	50	753 800 011	0.187
	75	11	65	753 800 012	0.314
**	90	11	80	753 800 013	0.471
**	110	11	100	753 800 014	0.718
**	125	11	100	753 800 015	0.883
**	140	11	125	753 800 016	1.348
**	160	11	150	753 800 017	1.718
**	180	11	150	753 800 018	2.035
**	200	11	200	753 800 019	2.899
**	225	11	200	753 800 020	3.208
**	250	11	250	753 800 021	4.800
**	280	11	250	753 800 022	4.925
**	315	11	300	753 800 023	7.135
**	355	11	350	753 800 224	10.400
**	400	11	400	753 800 225	14.500

	d (mm)	d1 (mm)	d2 (mm)	d3 (mm)	d4 (mm)	L (mm)	L1 (mm)	L2 (mm)	e (mm)	Type
	63	75	102		51	98.0	69.0	14	5.8	A
	75	89	122	66	61	125.0	89.0	16	6.8	B
**	90	105	138	78	73	140.0	103.0	17	8.2	B
**	110	125	158	100	90	160.0	114.0	18	10.0	B
**	125	132	158	114	102	170.0	125.0	25	11.4	B
**	140	155	188	127	114	200.0	147.0	25	12.7	B
**	160	175	212	151	130	200.0	147.0	25	14.6	B
**	180	183	212	158	147	200.0	170.0	30	16.4	B
**	200	232	268	203	163	200.0	128.0	32	18.2	B
**	225	235	268	210	184	200.0	138.0	32	20.5	B
**	250	285	320	252	202	220.0	129.0	35	22.7	B
**	280	291	320	265	229	231.0	150.0	35	25.4	B
**	315	335	370	300	257	239.0	162.0	35	28.6	B
**	355	373	430	342	284	267.0	170.0	40	32.0	B
**	400	427	482	387	320	292.0	185.0	46	36.0	B



Backing flange PP-Steel
For butt fusion systems metric

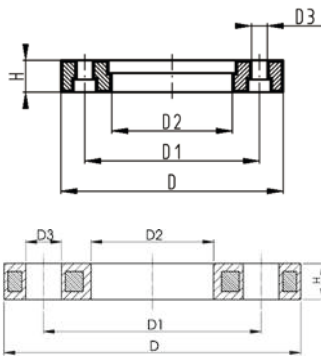
Model:

- PP with glass-fibre reinforcement and GGG 50 insert/ GG040 (profiled flange)
- Connecting dimensions: ISO 7005, EN 1092, DIN 2501

Note:

- 1) FM 1613 approved - PN15
- 2) Bolt circle PN 16, rest bolt circle PN 10
- 3) Flat side = washer side (profiled flange)

AL: number of holes



	d	DN	PN	Code	Weight	D	D1	D2	D3	H	AL	SC
	(mm)	(mm)	(bar)		(kg)	(mm)	(mm)	(mm)	(mm)	(mm)		
1	90	80	15	724 700 313	1.390	200	160	108	18	20	8	M16
1	110	100	15	724 700 314	1.407	223	180	128	18	20	8	M16
1	125	100	15	724 700 315	1.408	223	180	135	18	20	8	M16
1	140	125	15	724 700 316	2.300	250	210	158	18	24	8	M16
1	160	150	15	724 700 317	3.500	285	240	178	22	24	8	M20
1	180	150	15	724 700 318	3.100	285	240	188	22	24	8	M20
1,2,3	200	200	15	724 700 319	3.549	344	295	235	22	31	12	M20
1,2,3	225	200	15	724 700 320	3.380	344	295	238	22	31	12	M20
1,2,3	250	250	15	724 700 321	6.390	410	355	288	26	35	12	M24
1,2,3	280	250	15	724 700 322	6.310	410	355	294	26	36	12	M24
1,2,3	315	300	15	724 700 323	9.740	455	410	338	26	43	12	M24
1,2,3	355	350	15	724 700 324	15.203	521	470	376	26	55	16	M24
1,2,3	400	400	15	724 700 325	20.600	582	525	430	30	56	28	M27
1,3	450	500	15	724 700 426	25.600	1026	950	843	33	58	24	M30
1,3	500	500	15	724 700 427	21.061	1129	1050	947	33	62	20	M30

Index

Code	Page	Code	Page	Code	Page	Code	Page
167 542 156	160	167 546 172	156	167 562 295	169	173 103 076	101
167 542 157	160	167 546 173	156	167 562 296	169	173 103 077	101
167 542 282	160	167 546 174	156	167 562 297	169	173 103 080	100
167 542 283	160	167 546 175	156	167 567 002	165	173 103 081	103
167 542 284	160	167 546 176	156	167 567 003	165	173 103 082	101
167 542 285	160	167 546 177	156	167 567 004	165	173 103 083	101
167 542 286	160	167 546 282	158	167 567 005	165	173 103 084	101
167 542 287	160	167 546 283	158	167 567 006	165	173 103 105	103
167 542 292	160	167 546 284	158	167 567 007	165	173 103 175	102
167 542 293	160	167 546 285	158	167 567 008	165	173 103 176	102
167 542 294	160	167 546 286	158	167 567 009	165	173 103 177	102
167 542 295	160	167 546 287	158	167 567 010	165	173 103 185	102
167 542 296	160	167 546 288	158	167 567 022	165	173 103 186	102
167 542 297	160	167 546 289	158	167 567 023	165	173 103 187	102
167 543 122	162	167 546 290	158	167 567 024	165	173 103 195	103
167 543 123	162	167 546 292	158	167 567 025	165	173 103 196	103
167 543 124	162	167 546 293	158	167 567 026	165	173 281 925	45
167 543 125	162	167 546 294	158	167 567 027	165	193 017 107	110
167 543 126	162	167 546 295	158	167 567 028	165	193 017 108	110
167 543 127	162	167 546 296	158	167 567 029	165	193 017 109	110
167 543 132	162	167 546 297	158	167 567 030	165	193 017 110	110
167 543 133	162	167 546 298	158	167 567 202	165	193 017 111	110
167 543 134	162	167 546 299	158	167 567 203	165	193 017 112	110
167 543 135	162	167 546 300	158	167 567 204	165	193 017 113	110
167 543 136	162	167 546 308	159	167 567 205	165	193 017 114	110
167 543 137	162	167 546 309	159	167 567 206	165	193 017 115	110
167 543 322	163	167 546 310	159	167 567 207	165	193 017 116	110
167 543 323	163	167 546 318	159	167 567 208	165	193 017 117	110
167 543 324	163	167 546 319	159	167 567 209	165	193 017 118	110
167 543 325	163	167 546 320	159	167 567 210	165	193 017 119	110
167 543 326	163	167 561 266	168	167 578 002	166	193 017 120	110
167 543 327	163	167 561 267	168	167 578 003	166	193 017 121	110
167 543 332	163	167 561 276	168	167 578 004	166	193 017 122	110
167 543 333	163	167 561 277	168	167 578 005	166	193 017 123	110
167 543 334	163	167 561 282	167	167 578 006	166	193 017 124	110
167 543 335	163	167 561 283	167	167 578 007	166	193 017 125	110
167 543 336	163	167 561 284	167	167 578 008	166	193 017 126	110
167 543 337	163	167 561 285	167	167 578 009	166	193 017 127	110
167 546 126	159	167 561 286	167	167 578 010	166	193 017 155	109
167 546 127	159	167 561 287	167	167 578 022	166	193 017 156	109
167 546 136	159	167 561 288	167	167 578 023	166	193 017 157	109
167 546 137	159	167 561 289	167	167 578 024	166	193 017 158	109
167 546 142	157	167 561 290	167	167 578 025	166	193 017 159	109
167 546 143	157	167 561 292	167	167 578 026	166	193 017 160	109
167 546 144	157	167 561 293	167	167 578 027	166	193 017 161	109
167 546 145	157	167 561 294	167	167 578 028	166	193 017 162	109
167 546 146	157	167 561 295	167	167 578 029	166	193 017 163	109
167 546 147	157	167 561 296	167	167 578 030	166	193 017 164	109
167 546 152	157	167 561 297	167	169 543 302	154	193 017 165	109
167 546 153	157	167 562 266	170	169 543 303	154	193 017 166	109
167 546 154	157	167 562 267	170	169 543 304	154	193 017 167	109
167 546 155	157	167 562 276	170	169 543 305	154	193 017 168	109
167 546 156	157	167 562 277	170	169 543 306	154	193 017 169	109
167 546 157	157	167 562 282	169	169 543 307	154	193 017 170	109
167 546 161	156	167 562 283	169	169 543 322	155	193 017 171	109
167 546 162	156	167 562 284	169	169 543 323	155	193 017 172	109
167 546 163	156	167 562 285	169	169 543 324	155	193 017 173	109
167 546 164	156	167 562 286	169	169 543 325	155	193 017 174	109
167 546 165	156	167 562 287	169	169 543 326	155	193 017 175	109
167 546 166	156	167 562 292	169	169 543 327	155	193 017 176	109
167 546 167	156	167 562 293	169	173 103 056	100	193 017 177	109
167 546 171	156	167 562 294	169	173 103 075	101	193 017 203	111

Index

Code	Page	Code	Page	Code	Page	Code	Page
193 017 204	111	193 104 039	101	193 130 687	55	193 131 357	61
193 017 205	111	193 104 042	101	193 130 694	55	193 131 377	61
193 017 206	111	193 130 037	63	193 130 697	55	193 131 402	47
193 017 207	111	193 130 047	63	193 130 704	55	193 131 403	47
193 017 307	108	193 130 057	63	193 130 707	55	193 131 404	47
193 017 308	108	193 130 067	63	193 130 714	55	193 131 405	47
193 017 309	108	193 130 077	63	193 130 717	55	193 131 412	46
193 017 310	108	193 130 087	63	193 130 724	56	193 131 413	46
193 017 311	108	193 130 097	63	193 130 727	56	193 131 414	46
193 017 312	108	193 130 107	63	193 130 734	56	193 131 422	46
193 017 313	108	193 130 117	63	193 130 737	56	193 131 423	46
193 017 314	108	193 130 127	63	193 130 804	57	193 131 424	46
193 017 315	108	193 130 137	63	193 130 814	56	193 131 434	46
193 017 316	108	193 130 147	63	193 130 824	56	193 131 437	47
193 017 317	108	193 130 157	63	193 130 834	56	193 131 442	47
193 017 318	108	193 130 177	63	193 130 837	57	193 131 443	47
193 017 319	108	193 130 234	62	193 130 844	57	193 131 444	47
193 017 320	108	193 130 237	62	193 130 847	57	193 131 445	47
193 017 321	108	193 130 244	62	193 130 854	57	193 131 447	47
193 017 322	108	193 130 247	62	193 130 857	57	193 131 452	47
193 017 323	108	193 130 254	62	193 130 864	57	193 131 453	47
193 017 324	108	193 130 257	62	193 130 867	57	193 131 454	47
193 017 325	108	193 130 264	62	193 130 874	57	193 131 455	47
193 017 326	108	193 130 267	62	193 130 877	57	193 131 457	47
193 017 327	108	193 130 274	62	193 130 884	57	193 131 462	47
193 017 355	108	193 130 277	62	193 130 887	57	193 131 463	47
193 017 356	108	193 130 284	62	193 130 894	57	193 131 464	47
193 017 357	108	193 130 287	62	193 130 897	57	193 131 465	48
193 017 358	108	193 130 294	62	193 130 904	57	193 131 467	48
193 017 359	108	193 130 297	62	193 130 907	57	193 131 472	48
193 017 360	108	193 130 304	62	193 130 914	57	193 131 473	48
193 017 361	108	193 130 307	62	193 130 917	57	193 131 474	48
193 017 362	108	193 130 314	62	193 130 924	57	193 131 475	48
193 017 363	108	193 130 317	62	193 130 927	57	193 131 477	48
193 017 364	109	193 130 324	62	193 130 934	57	193 131 482	48
193 017 365	109	193 130 327	62	193 130 937	57	193 131 483	48
193 017 366	109	193 130 334	62	193 131 147	40	193 131 484	48
193 017 367	109	193 130 337	62	193 131 157	40	193 131 485	48
193 017 368	109	193 130 347	62	193 131 177	40	193 131 487	48
193 017 369	109	193 130 357	62	193 131 234	61	193 131 492	48
193 017 370	109	193 130 377	62	193 131 237	61	193 131 493	48
193 017 371	109	193 130 432	54	193 131 244	61	193 131 494	48
193 017 372	109	193 130 434	54	193 131 247	61	193 131 495	48
193 017 373	109	193 130 452	54	193 131 254	61	193 131 497	48
193 017 374	109	193 130 454	54	193 131 257	61	193 131 502	48
193 017 375	109	193 130 462	54	193 131 264	61	193 131 503	48
193 017 376	109	193 130 464	54	193 131 267	61	193 131 504	48
193 017 377	109	193 130 472	54	193 131 274	61	193 131 505	48
193 103 040	100	193 130 474	54	193 131 277	61	193 131 507	48
193 103 042	100	193 130 492	54	193 131 284	61	193 131 512	48
193 103 043	100	193 130 494	54	193 131 287	61	193 131 513	48
193 103 044	100	193 130 604	55	193 131 294	61	193 131 514	48
193 103 045	100	193 130 637	55	193 131 297	61	193 131 515	48
193 103 206	100	193 130 644	55	193 131 304	61	193 131 517	48
193 103 207	100	193 130 647	55	193 131 307	61	193 131 522	48
193 103 208	100	193 130 654	55	193 131 314	61	193 131 523	48
193 103 209	100	193 130 657	55	193 131 317	61	193 131 524	48
193 103 210	100	193 130 664	55	193 131 324	61	193 131 525	48
193 103 211	100	193 130 667	55	193 131 327	61	193 131 527	48
193 103 212	100	193 130 674	55	193 131 334	61	193 131 532	48
193 103 213	100	193 130 677	55	193 131 337	61	193 131 533	48
193 103 214	100	193 130 684	55	193 131 347	61	193 131 534	48

Index

Code	Page	Code	Page	Code	Page	Code	Page
193 131 535	48	193 132 477	50	193 135 071	67, 211	193 137 047	40
193 131 537	48	193 132 482	50	193 135 079	67, 211	193 137 057	40
193 131 547	48	193 132 483	50	193 135 080	67, 211	193 137 067	40
193 131 557	48	193 132 484	50	193 135 081	67, 211	193 137 077	40
193 131 577	48	193 132 485	50	193 135 159	68, 211	193 137 087	40
193 131 867	53	193 132 486	50	193 135 160	68, 211	193 137 097	40
193 131 877	53	193 132 487	50	193 135 161	68, 211	193 137 107	40
193 131 932	45	193 132 492	50	193 135 202	69	193 137 117	40
193 131 933	45	193 132 493	50	193 135 204	69	193 137 127	40
193 131 934	45	193 132 494	50	193 135 212	69	193 137 137	40
193 131 952	45	193 132 495	50	193 135 214	69	193 149 237	63
193 131 953	45	193 132 496	50	193 135 222	69	193 149 247	63
193 131 954	45	193 132 497	50	193 135 224	69	193 149 257	63
193 131 957	45	193 132 502	50	193 135 232	69	193 149 267	63
193 131 962	45	193 132 503	50	193 135 234	69	193 149 277	63
193 131 963	45	193 132 504	50	193 135 242	69	193 149 287	63
193 131 964	45	193 132 505	50	193 135 244	69	193 149 297	63
193 131 967	45	193 132 506	50	193 135 252	69	193 149 307	63
193 131 972	45	193 132 507	50	193 135 254	69	193 149 317	63
193 131 973	45	193 132 512	50	193 135 262	69	193 149 327	63
193 131 974	45	193 132 513	51	193 135 264	69	193 149 337	63
193 131 977	45	193 132 514	51	193 135 272	69	193 149 347	63
193 131 992	45	193 132 515	51	193 135 274	69	193 149 357	63
193 131 993	45	193 132 516	51	193 135 282	69	193 149 377	63
193 131 994	45	193 132 517	51	193 135 284	69	193 149 437	64
193 131 997	45	193 132 522	51	193 135 289	68, 211	193 149 447	64
193 132 402	50	193 132 523	51	193 135 290	68, 211	193 149 457	64
193 132 403	50	193 132 524	51	193 135 291	68, 211	193 149 467	64
193 132 404	50	193 132 525	51	193 135 294	69	193 149 477	64
193 132 405	50	193 132 526	51	193 135 304	69	193 149 487	64
193 132 412	47	193 132 527	51	193 135 309	68, 211	193 149 497	64
193 132 413	47	193 132 532	51	193 135 310	68, 211	193 149 507	64
193 132 414	47	193 132 533	51	193 135 311	68, 211	193 149 517	64
193 132 422	47	193 132 534	51	193 135 329	68, 211	193 149 527	64
193 132 423	47	193 132 535	51	193 135 330	68, 211	193 149 537	64
193 132 424	47	193 132 536	51	193 135 331	68, 211	193 149 547	64
193 132 435	47	193 132 537	51	193 135 339	68	193 149 557	64
193 132 436	50	193 132 544	51	193 135 340	68	193 149 577	64
193 132 437	50	193 132 545	51	193 135 341	68	193 155 034	59
193 132 442	50	193 132 546	51	193 135 436	70	193 155 035	59
193 132 443	50	193 132 547	51	193 135 446	70	193 155 036	59
193 132 444	50	193 132 554	51	193 135 456	70	193 155 037	59
193 132 445	50	193 132 555	51	193 135 466	70	193 155 044	59
193 132 446	50	193 132 556	51	193 135 476	70	193 155 045	59
193 132 447	50	193 132 557	51	193 135 486	70	193 155 046	59
193 132 452	50	193 135 009	67, 210	193 135 496	70	193 155 047	59
193 132 453	50	193 135 010	67, 210	193 135 506	70	193 155 054	59
193 132 454	50	193 135 019	67, 210	193 135 676	70	193 155 055	59
193 132 455	50	193 135 020	67, 210	193 135 686	70	193 155 056	59
193 132 456	50	193 135 029	67, 210	193 135 696	70	193 155 057	59
193 132 457	50	193 135 030	67, 210	193 135 698	70	193 155 064	59
193 132 462	50	193 135 039	67, 211	193 135 706	70	193 155 065	60
193 132 463	50	193 135 040	67, 211	193 135 708	70	193 155 066	60
193 132 464	50	193 135 041	67, 211	193 135 716	70	193 155 067	60
193 132 465	50	193 135 049	67, 211	193 135 718	70	193 155 074	60
193 132 466	50	193 135 050	67, 211	193 135 726	70	193 155 075	60
193 132 467	50	193 135 051	67, 211	193 135 728	70	193 155 076	60
193 132 472	50	193 135 059	67, 211	193 135 736	70	193 155 077	60
193 132 473	50	193 135 060	67, 211	193 135 738	70	193 155 084	60
193 132 474	50	193 135 061	67, 211	193 135 746	70	193 155 085	60
193 132 475	50	193 135 069	67, 211	193 135 748	70	193 155 086	60
193 132 476	50	193 135 070	67, 211	193 137 037	40	193 155 087	60

Index

Code	Page	Code	Page	Code	Page	Code	Page
193 155 094	60	193 173 023	200	193 281 122	55	316 200 014	209
193 155 095	60	193 173 311	197	193 281 152	53	316 225 009	209
193 155 096	60	193 173 313	197	193 281 154	54	316 225 010	209
193 155 097	60	193 173 314	197	193 281 155	54	316 250 005	209
193 155 104	60	193 173 317	197	193 281 156	54	316 250 009	209
193 155 105	60	193 173 420	201	193 281 157	55	316 280 019	209
193 155 106	60	193 173 422	201	193 281 158	55	316 280 024	209
193 155 107	60	193 173 423	201	193 281 159	54	316 315 008	209
193 155 114	60	193 173 611	199	193 281 160	54	316 315 009	209
193 155 115	60	193 173 613	199	193 281 161	54	316 355 017	209
193 155 116	60	193 173 614	199	193 281 162	55	316 355 020	209
193 155 117	60	193 173 617	199	193 281 163	55	316 400 008	209
193 155 124	60	193 173 620	202	193 281 164	55	316 400 010	209
193 155 125	60	193 173 622	202	193 281 435	54	316 450 020	209
193 155 126	60	193 173 623	202	193 281 437	54	316 450 021	209
193 155 127	60	193 280 153	41	193 281 438	54	316 500 004	209
193 155 134	60	193 280 154	41	193 281 439	55	316 500 005	209
193 155 135	60	193 280 184	40	193 281 459	46	700 647 600	128
193 155 136	60	193 280 185	40	193 281 605	41	700 647 601	128
193 155 137	60	193 280 272	42	193 281 606	41	700 647 602	128
193 155 144	60	193 280 273	42	193 281 617	44	700 647 603	128
193 155 145	60	193 280 279	42	193 480 086	171	700 647 604	128
193 155 146	60	193 280 290	40	193 480 087	171	700 647 605	128
193 155 147	60	193 280 294	42	193 480 088	171	700 647 606	128
193 155 154	60	193 280 300	41	193 480 102	171	700 647 607	128
193 155 155	60	193 280 301	41	193 480 103	171	700 647 608	128
193 155 156	60	193 280 358	40	193 480 104	171	700 647 609	128
193 155 157	60	193 280 359	40	193 480 105	171	700 647 610	128
193 155 234	58	193 280 360	40	193 480 106	171	700 647 611	128
193 155 237	58	193 280 711	40	193 480 107	171	700 647 612	128
193 155 244	58	193 280 880	67	193 480 152	171	700 647 613	128
193 155 247	58	193 280 881	67	193 480 153	171	700 647 614	128
193 155 254	58	193 280 951	32	193 480 154	171	700 647 615	128
193 155 257	58	193 280 952	32	193 480 155	171	700 647 616	128
193 155 264	58	193 280 953	32	193 480 156	171	700 647 617	128
193 155 267	58	193 280 958	32	193 480 157	171	700 647 618	128
193 155 274	58	193 280 959	32	193 480 158	171	700 647 619	128
193 155 277	58	193 280 961	29	193 480 159	171	700 647 620	128
193 155 284	58	193 280 963	29	193 480 160	171	700 647 621	128
193 155 287	58	193 280 965	29	193 480 168	171	700 647 622	128
193 155 294	58	193 280 992	32	193 480 169	171	700 647 623	128
193 155 297	58	193 280 993	32	193 480 170	171	700 647 624	128
193 155 304	58	193 280 994	32	193 480 175	170	700 647 625	128
193 155 307	58	193 280 995	32	193 480 176	170	700 647 626	128
193 155 314	58	193 280 996	32	193 480 177	170	700 647 627	128
193 155 317	58	193 280 997	30	193 480 178	170	700 647 628	128
193 155 324	58	193 280 998	29	193 480 179	170	700 647 629	128
193 155 327	58	193 280 999	29	193 480 180	170	700 647 630	128
193 155 334	59	193 281 006	30	193 480 181	170	700 647 631	128
193 155 337	58	193 281 007	30	316 090 029	209	700 647 632	128
193 155 344	59	193 281 008	30	316 090 030	209	700 647 633	128
193 155 347	59	193 281 009	30	316 110 022	209	700 647 634	128
193 155 354	59	193 281 010	30	316 110 039	209	700 647 635	128
193 155 357	59	193 281 011	30	316 125 029	209	700 647 636	128
193 155 374	59	193 281 012	30	316 125 031	209	700 647 637	128
193 155 377	59	193 281 013	30	316 140 018	209	700 647 638	128
193 173 011	198	193 281 027	67, 73	316 140 027	209	700 647 639	128
193 173 013	198	193 281 030	30	316 160 019	209	700 647 640	128
193 173 014	198	193 281 031	30	316 160 020	209	700 647 641	128
193 173 017	198	193 281 032	29	316 180 019	209	700 647 642	128
193 173 020	200	193 281 033	29	316 180 020	209	700 647 643	128
193 173 022	200	193 281 113	53	316 200 012	209	700 647 644	128

Index

Code	Page	Code	Page	Code	Page	Code	Page
700 647 645	128	700 647 893	188	700 665 272	130	701 474 391	187
700 647 646	128	700 647 894	188	700 665 273	130	701 474 392	187
700 647 647	128	700 647 895	188	700 665 274	130	701 474 393	187
700 647 648	128	700 647 896	188	700 665 275	130	701 474 394	187
700 647 649	128	700 647 897	188	700 665 276	130	701 474 395	187
700 647 650	129	700 647 898	188	700 665 277	130	701 474 396	187
700 647 651	129	700 647 899	188	700 665 278	130	701 474 397	187
700 647 652	129	700 647 900	188	700 665 279	134	701 474 398	187
700 647 653	129	700 647 901	188	700 665 280	134	701 474 399	186
700 647 654	129	700 647 902	188	700 665 281	134	701 474 400	186
700 647 655	129	700 647 903	188	700 665 282	134	701 474 401	186
700 647 656	129	700 647 904	188	700 665 283	134	701 480 475	187
700 647 657	129	700 665 184	130	700 665 284	134	701 480 476	187
700 647 658	129	700 665 185	130	700 665 285	134	701 480 477	187
700 647 659	129	700 665 186	130	700 665 286	134	701 480 478	187
700 647 660	129	700 665 187	130	700 665 287	134	701 480 479	187
700 647 661	129	700 665 188	130	700 665 288	134	701 480 480	187
700 647 662	129	700 665 189	130	700 665 289	134	701 480 481	187
700 647 663	129	700 665 190	130	700 665 290	134	701 480 482	187
700 647 664	129	700 665 191	130	700 665 291	134	701 480 483	187
700 647 665	129	700 665 192	130	700 665 292	134	701 480 489	186
700 647 666	129	700 665 193	130	700 665 293	134	701 480 490	186
700 647 667	129	700 665 194	130	700 665 294	134	701 480 491	186
700 647 668	129	700 665 195	130	700 665 295	134	701 480 492	186
700 647 669	129	700 665 196	130	700 665 296	134	701 480 493	186
700 647 670	129	700 665 197	130	700 665 297	134	701 480 494	186
700 647 671	129	700 665 198	130	700 665 425	134	720 100 007	34
700 647 672	129	700 665 199	130	700 665 426	134	720 100 008	34
700 647 673	129	700 665 200	130	700 665 427	134	720 100 010	34
700 647 674	129	700 665 201	130	700 665 428	134	720 100 011	34
700 647 675	129	700 665 202	130	700 665 429	134	720 100 018	34
700 647 676	129	700 665 203	133	700 665 430	134	720 100 021	34
700 647 677	129	700 665 204	133	700 665 431	134	720 100 258	33
700 647 678	129	700 665 205	133	700 665 432	134	720 100 259	33
700 647 679	129	700 665 206	133	700 665 433	134	720 100 260	33
700 647 680	129	700 665 207	133	700 665 434	134	720 100 261	33
700 647 681	129	700 665 208	133	700 665 435	134	720 100 281	33
700 647 682	129	700 665 209	133	700 665 436	134	720 100 282	33
700 647 683	129	700 665 210	133	700 665 437	134	720 100 283	33
700 647 684	129	700 665 211	133	700 665 438	134	720 100 756	33
700 647 685	129	700 665 212	133	700 665 439	134	720 100 757	33
700 647 686	129	700 665 213	133	700 665 462	135	720 100 758	33
700 647 687	129	700 665 214	133	700 665 463	135	720 100 759	33
700 647 688	129	700 665 215	133	700 665 464	135	720 100 760	33
700 647 689	129	700 665 216	133	700 665 465	135	720 100 761	33
700 647 690	129	700 665 217	133	700 665 466	135	720 100 766	33
700 647 691	129	700 665 218	133	700 665 467	135	720 100 767	33
700 647 692	129	700 665 219	133	700 665 468	135	720 100 771	33
700 647 693	129	700 665 220	133	700 665 469	135	720 100 772	33
700 647 694	129	700 665 221	133	700 665 470	135	720 100 776	33
700 647 695	129	700 665 260	130	700 665 471	135	720 100 777	33
700 647 696	129	700 665 261	130	700 665 472	135	720 100 782	33
700 647 697	129	700 665 262	130	700 665 473	135	720 100 783	33
700 647 698	129	700 665 263	130	700 665 474	135	720 910 007	31
700 647 699	129	700 665 264	130	700 665 475	135	720 910 008	31
700 647 886	188	700 665 265	130	700 665 476	135	720 910 010	31
700 647 887	188	700 665 266	130	701 474 382	187	720 910 011	31
700 647 888	188	700 665 267	130	701 474 383	186	720 910 021	31
700 647 889	188	700 665 268	130	701 474 386	187	720 910 028	31
700 647 890	188	700 665 269	130	701 474 387	187	720 920 007	43
700 647 891	188	700 665 270	130	701 474 388	186	720 920 008	43
700 647 892	188	700 665 271	130	701 474 390	187	720 920 010	43

Index

Code	Page	Code	Page	Code	Page	Code	Page
720 920 011	43	724 100 760	36	727 700 207	183, 191	727 701 206	192
720 920 021	43	724 100 761	36	727 700 208	183, 191	727 701 207	192
720 920 208	43	724 700 313	217	727 700 209	183, 191	727 701 208	192
720 920 209	43	724 700 314	217	727 700 210	183, 191	727 701 209	192
720 920 210	43	724 700 315	217	727 700 211	183, 191	727 701 210	192
720 920 211	43	724 700 316	217	727 700 212	183, 191	727 701 211	192
720 920 221	43	724 700 317	217	727 700 213	191	727 701 212	184, 192
720 920 231	43	724 700 318	217	727 700 214	191	727 701 213	192
720 920 241	43	724 700 319	185, 217	727 700 313	183	727 701 214	192
720 920 258	32	724 700 320	185, 217	727 700 314	183	727 701 313	184
720 920 259	35	724 700 321	185, 217	727 700 315	183	727 701 314	184
720 920 260	35	724 700 322	185, 217	727 700 406	190	727 701 321	184
720 920 261	35	724 700 323	185, 217	727 700 407	190	727 701 322	184
720 920 281	35	724 700 324	185, 217	727 700 408	190	727 701 323	184
720 920 282	35	724 700 325	185, 217	727 700 409	190	727 701 324	184
720 920 283	35	724 700 426	184, 217	727 700 410	190	727 701 325	184
720 920 706	43	724 700 427	184, 217	727 700 411	190	727 701 406	183, 191
720 920 707	43	724 700 428	184	727 700 412	190	727 701 407	183, 191
720 920 708	43	724 700 429	184	727 700 413	190	727 701 408	183, 191
720 920 709	43	724 700 430	184	727 700 414	190	727 701 409	183, 191
720 920 710	43	724 700 431	184	727 700 416	190	727 701 410	183, 191
720 920 711	43	724 700 432	184	727 700 417	190, 191	727 701 411	183, 191
720 920 718	43	724 705 026	184, 185, 186	727 700 419	190, 191	727 701 412	183, 191
720 920 719	43			727 700 420	190, 191	727 701 413	191
720 920 720	43	724 705 130	185	727 700 421	190	727 701 414	191
720 920 721	43	724 705 131	185	727 700 422	190	727 701 422	191
720 920 728	43	724 705 132	185	727 700 423	190	727 701 423	191
720 920 729	43	724 705 133	185	727 700 424	190	727 701 513	183
720 920 730	43	724 705 134	185	727 700 425	190	727 701 514	183
720 920 731	43	724 705 326	186	727 700 513	182	727 701 521	183
720 920 754	34	724 705 327	186	727 700 514	182	727 701 522	183
720 920 756	34	724 705 328	186	727 700 515	182	727 701 523	183
720 920 757	34	724 705 329	186	727 700 516	182	733 100 106	111
720 920 758	34	724 920 206	44	727 700 517	183	733 100 107	111
720 920 759	34	724 920 207	44	727 700 518	182	733 100 108	111
720 920 760	34	724 920 208	44	727 700 519	183	733 100 109	111
720 920 761	34	724 920 209	44	727 700 520	183	733 100 110	111
720 920 763	34	724 920 210	44	727 700 521	182	733 100 111	111
720 920 764	34	724 920 211	44	727 700 522	182	733 100 112	111
720 920 765	34	724 920 256	33	727 700 523	182	733 100 113	111
720 920 766	34	724 920 257	33	727 700 524	182	733 100 114	111
720 920 767	34	724 920 258	33	727 700 525	182	733 100 206	115
720 920 768	34	724 920 259	33	727 700 716	183	733 100 207	115
720 920 771	34	724 920 260	33	727 700 717	183, 184	733 100 208	115
720 920 772	34	724 920 261	33	727 700 718	183	733 100 209	115
720 920 773	34	724 920 706	44	727 700 719	183, 184	733 150 106	111
720 920 776	34	724 920 707	44	727 700 720	183, 184	733 150 107	111
720 920 777	34	724 920 708	44	727 700 721	183	733 150 108	111
720 920 778	34	724 920 709	44	727 700 722	183	733 150 109	111
720 920 781	34	724 920 710	44	727 700 723	183	733 150 110	111
720 920 782	34	724 920 711	44	727 700 724	183	733 150 111	111
720 920 783	34	724 920 721	44	727 700 725	183	733 150 112	111
724 100 256	35	724 920 756	33	727 700 815	191	733 150 113	111
724 100 257	35	724 920 757	33	727 700 816	191	733 150 114	111
724 100 258	35	724 920 758	33	727 700 817	191, 192	733 200 106	112
724 100 259	35	724 920 759	33	727 700 819	191, 192	733 200 107	112
724 100 260	35	724 920 760	33	727 700 820	191, 192	733 200 108	112
724 100 261	35	724 920 761	33	727 700 821	191	733 200 109	112
724 100 756	36	727 690 442	138	727 700 822	192	733 200 110	112
724 100 757	36	727 690 443	138	727 700 823	192	733 200 111	112
724 100 758	36	727 700 031	191	727 700 824	192	733 200 112	112
724 100 759	36	727 700 206	183, 191	727 700 825	192	733 200 113	112

Index

Code	Page	Code	Page	Code	Page	Code	Page
733 200 114	112	733 808 045	181	734 600 109	114	748 410 013	115, 195
733 310 006	117	733 808 047	181	734 600 110	114	748 410 014	115, 138, 195
733 310 007	117	733 808 048	181	734 600 111	114	748 410 015	115, 138, 195
733 310 008	117	733 810 106	189	745 440 706	194	748 410 016	115, 138, 195
733 310 009	117	733 810 107	189	745 440 707	194	748 410 017	115, 195
733 310 010	117	733 810 108	189	745 440 708	194	748 410 018	115, 195
733 310 011	117	733 810 109	189	745 440 709	194	748 410 019	115, 195
733 310 036	117	733 810 110	189	745 440 710	194	748 410 022	115, 195
733 310 037	117	733 810 111	189	745 440 711	194	748 410 163	115, 195
733 310 038	117	733 810 112	189	745 440 712	194	748 410 173	115, 195
733 310 039	117	733 810 113	189	745 440 713	194	748 410 174	115, 195
733 310 040	117	733 810 114	189	745 440 714	194	748 410 182	115, 195
733 310 041	117	733 900 006	110	745 440 715	194	748 410 248	138
733 580 106	113	733 900 007	110	745 440 716	194	748 440 502	195
733 580 107	113	733 910 106	112	745 440 717	194	748 440 503	195
733 580 108	113	733 910 107	112	745 440 719	194	748 440 504	195
733 580 109	113	733 910 108	112	745 440 720	194	748 440 505	195
733 580 110	113	733 910 109	112	745 440 721	194	748 440 506	195
733 580 111	113	733 910 110	112	745 440 722	194	748 440 507	195
733 580 206	113	733 910 111	112	745 440 723	194	748 440 508	195
733 580 207	113	733 910 112	112	745 440 724	194	748 440 509	195
733 580 208	113	733 910 113	112	745 440 725	194	748 440 512	195
733 580 209	113	733 910 114	112	745 440 726	194	748 440 515	195
733 580 210	113	733 910 206	115	745 440 727	194	748 440 517	195
733 580 211	113	733 910 207	115	745 440 728	194	748 440 518	195
733 580 706	114	733 910 208	115	745 440 729	194	748 440 519	195
733 580 707	114	733 910 209	115	745 440 733	194	748 440 520	195
733 580 708	114	733 910 210	115	745 440 734	194	748 440 521	195
733 580 709	114	733 910 211	115	745 440 735	194	748 440 522	195
733 580 710	114	733 910 337	112	745 440 736	194	748 440 705	193
733 580 711	114	733 910 341	112	748 400 305	193	748 440 706	193
733 690 406	138	733 910 346	112	748 400 306	193	748 440 707	193
733 690 407	138	733 910 347	112	748 400 307	193	748 440 708	193
733 690 408	138	733 910 348	112	748 400 308	193	748 440 709	193
733 690 409	138	733 910 352	112	748 400 309	193	748 440 710	193
733 690 410	138	733 910 353	112	748 400 310	193	748 440 711	193
733 690 411	138	733 910 358	112	748 400 311	193	748 440 712	193
733 800 009	190	733 910 359	112	748 400 312	193	748 440 713	193
733 800 010	190	733 910 360	112	748 400 313	193	748 440 714	193
733 800 011	190	733 910 361	112	748 400 314	193	748 440 715	193
733 800 012	190	733 910 362	112	748 400 315	193	748 440 716	193
733 800 013	190	733 910 364	112	748 400 316	193	748 440 717	193
733 800 014	190	733 910 370	112	748 400 317	193	748 440 719	193
733 808 009	182	733 910 371	112	748 400 319	193	748 440 720	193
733 808 010	182	733 910 376	112	748 400 320	193	748 440 721	194
733 808 011	182	733 910 434	116	748 400 321	193	748 440 722	194
733 808 012	182	733 910 437	116	748 400 322	193	748 440 723	194
733 808 013	182	733 910 441	116	748 400 323	193	748 440 724	194
733 808 014	182	733 910 446	116	748 410 000	114, 195	748 440 725	194
733 808 016	182	733 910 452	116	748 410 001	114, 195	748 440 726	194
733 808 017	182	733 960 106	113	748 410 002	114, 195	748 440 727	194
733 808 020	182	733 960 107	113	748 410 003	114, 195	748 440 728	194
733 808 022	182	733 960 108	113	748 410 004	138	748 440 729	194
733 808 023	182	733 960 109	113	748 410 005	138	748 440 730	194
733 808 034	181	733 960 110	113	748 410 006	138	748 440 731	194
733 808 035	181	733 960 111	113	748 410 007	114, 138, 195	748 440 732	194
733 808 036	181	733 960 112	113	748 410 008	138	748 440 733	194
733 808 037	181	733 960 113	113	748 410 009	138	749 410 000	114, 195
733 808 038	181	733 960 114	113	748 410 010	138	749 410 001	114, 195
733 808 039	181	734 600 106	114	748 410 011	138		
733 808 041	181	734 600 107	114	748 410 012	114, 195		
733 808 042	181	734 600 108	114				

Index

Code	Page	Code	Page	Code	Page	Code	Page
749 410 002	114, 195	749 440 724	194	753 001 025	80, 212	753 018 718	118
749 410 003	114, 195	749 440 725	194	753 001 026	80, 212	753 018 719	118
749 410 004	138	749 440 726	194	753 001 027	80, 212	753 018 720	118
749 410 005	138	749 440 727	194	753 001 028	80	753 018 742	118
749 410 006	138	749 440 728	194	753 001 029	80	753 018 743	118
749 410 007	114, 138, 195	749 440 729	194	753 001 032	80	753 018 744	118
749 410 008	138	753 000 710	80	753 001 033	80	753 050 813	83
749 410 009	138	753 000 711	80	753 001 034	80	753 050 814	83
749 410 010	138	753 000 712	80	753 001 124	79	753 050 815	83
749 410 011	138	753 000 713	80	753 001 125	79	753 050 816	83
749 410 012	114, 195	753 000 714	80	753 001 126	79	753 050 817	83
749 410 013	115, 195	753 000 715	80	753 001 127	79	753 050 818	83
749 410 014	115, 138, 195	753 000 716	80	753 001 208	80	753 050 819	83
749 410 015	115, 138, 195	753 000 717	80	753 001 209	80	753 050 820	83
749 410 016	115, 138, 195	753 000 718	80	753 001 210	80	753 050 821	83
749 410 017	115, 195	753 000 719	80	753 001 211	80	753 050 822	83
749 410 018	115, 195	753 000 720	80	753 001 212	80	753 050 823	83
749 410 019	115, 195	753 000 721	80	753 001 213	80	753 050 824	83
749 410 022	115, 195	753 000 722	80	753 001 214	80	753 050 825	83
749 410 163	115, 195	753 000 723	80	753 001 215	80	753 050 826	83
749 410 173	115, 195	753 000 813	79	753 001 216	80	753 050 827	83
749 410 174	115, 195	753 000 814	79	753 001 217	80	753 050 828	83
749 410 182	115, 195	753 000 815	79	753 001 218	80	753 050 829	83
749 410 248	138	753 000 816	79	753 001 219	80	753 050 830	83
749 440 502	195	753 000 817	79	753 001 220	80	753 050 831	83
749 440 503	195	753 000 818	79	753 001 221	80	753 050 832	83
749 440 504	195	753 000 819	79	753 001 222	80	753 050 833	83
749 440 505	195	753 000 820	79	753 001 223	80	753 051 008	82
749 440 506	195	753 000 821	79	753 018 515	119	753 051 009	82
749 440 507	195	753 000 822	79	753 018 516	119	753 051 010	82
749 440 508	195	753 000 823	79	753 018 517	119	753 051 011	82
749 440 509	195	753 000 824	80	753 018 518	119	753 051 012	82
749 440 512	195	753 000 825	81	753 018 519	119	753 051 013	82
749 440 515	195	753 000 826	81	753 018 520	119	753 051 014	82
749 440 517	195	753 000 827	81	753 018 521	119	753 051 015	82
749 440 518	195	753 000 828	81	753 018 522	119	753 051 016	82
749 440 519	195	753 000 829	81	753 018 523	119	753 051 017	82
749 440 520	195	753 000 832	81	753 018 524	119	753 051 018	82
749 440 521	195	753 000 833	81	753 018 525	119	753 051 019	82
749 440 522	195	753 000 834	81	753 018 526	119	753 051 020	82
749 440 705	193	753 000 835	81	753 018 527	119	753 051 021	82
749 440 706	193	753 000 835	81	753 018 621	118	753 051 022	82
749 440 707	193	753 000 924	79	753 018 622	118	753 051 023	82
749 440 708	193	753 000 925	79	753 018 623	118	753 051 024	82, 213
749 440 709	193	753 000 926	79	753 018 624	119	753 051 025	82, 213
749 440 710	193	753 000 927	79	753 018 625	119	753 051 026	82, 213
749 440 711	193	753 001 008	79	753 018 626	119	753 051 027	82, 213
749 440 712	193	753 001 009	79	753 018 627	119	753 051 028	82
749 440 713	193	753 001 010	79	753 018 627	119	753 051 029	83
749 440 714	193	753 001 011	79	753 018 635	119	753 051 030	83
749 440 715	193	753 001 012	79	753 018 636	119	753 051 031	83
749 440 716	193	753 001 013	79	753 018 637	119	753 051 032	83
749 440 717	193	753 001 014	79	753 018 638	119	753 051 032	83
749 440 719	193	753 001 015	79	753 018 639	119	753 060 813	85
749 440 720	193	753 001 016	79	753 018 706	118	753 060 814	85
749 440 721	194	753 001 017	79	753 018 707	118	753 060 815	85
749 440 722	194	753 001 018	79	753 018 708	118	753 060 816	85
749 440 723	194	753 001 019	79	753 018 709	118	753 060 817	85
		753 001 020	79	753 018 710	118	753 060 818	85
		753 001 021	79	753 018 711	118	753 060 819	85
		753 001 022	79	753 018 715	118	753 060 820	85
		753 001 023	79	753 018 716	118	753 060 821	85
		753 001 024	80, 212	753 018 717	118	753 060 822	85

Index

Code	Page	Code	Page	Code	Page	Code	Page
753 060 823	85	753 071 013	81	753 081 029	86	753 100 923	75, 212
753 060 824	85	753 071 014	81	753 081 030	86	753 101 001	75, 212
753 060 825	85	753 071 015	81	753 081 031	86	753 101 006	75
753 060 826	85	753 071 016	81	753 081 032	86	753 101 007	75
753 060 827	85	753 071 017	81	753 090 813	87	753 101 008	75
753 060 828	85	753 071 018	81	753 090 814	87	753 101 009	75
753 060 829	85	753 071 019	81	753 090 815	87	753 101 010	75
753 060 830	85	753 071 020	81	753 090 816	87	753 101 011	75
753 060 831	85	753 071 021	81	753 090 817	87	753 101 012	75
753 060 832	85	753 071 022	81	753 090 818	87	753 101 013	75, 212
753 060 833	85	753 071 023	81	753 090 819	87	753 101 014	75, 212
753 061 008	84	753 071 024	81	753 090 820	87	753 101 015	75, 212
753 061 009	84	753 071 025	81	753 090 821	87	753 101 016	75, 212
753 061 010	84	753 071 026	81	753 090 822	87	753 101 017	75, 212
753 061 011	84	753 071 027	81	753 090 823	87	753 101 018	75, 212
753 061 012	84	753 071 028	81	753 090 824	87	753 101 019	75, 212
753 061 013	84	753 071 029	81	753 090 825	87	753 101 020	75, 212
753 061 014	84	753 071 030	81	753 090 826	87	753 101 606	26
753 061 015	84	753 071 031	81	753 090 827	87	753 101 607	26
753 061 016	84	753 071 032	81	753 090 828	87	753 101 608	26
753 061 017	84	753 080 813	86	753 090 829	87	753 101 609	26
753 061 018	84	753 080 814	86	753 090 830	88	753 101 610	26
753 061 019	84	753 080 815	86	753 090 831	88	753 101 611	26
753 061 020	84	753 080 816	86	753 090 832	88	753 101 612	26
753 061 021	84	753 080 817	86	753 090 833	88	753 101 813	26
753 061 022	84	753 080 818	86	753 091 008	87	753 101 814	26
753 061 023	84	753 080 819	86	753 091 009	87	753 101 815	26
753 061 024	84	753 080 820	86	753 091 010	87	753 101 816	26
753 061 025	84	753 080 821	86	753 091 011	87	753 101 817	26
753 061 026	84	753 080 822	86	753 091 012	87	753 101 818	26
753 061 027	84	753 080 823	86	753 091 013	87	753 101 819	27
753 061 028	84	753 080 824	86	753 091 014	87	753 101 820	27
753 061 029	84	753 080 825	86	753 091 015	87	753 101 821	27
753 061 030	84	753 080 826	86	753 091 016	87	753 108 606	119
753 061 031	84	753 080 827	86	753 091 017	87	753 108 607	119
753 061 032	84	753 080 828	86	753 091 018	87	753 108 608	119
753 070 813	82	753 080 829	86	753 091 019	87	753 108 609	119
753 070 814	82	753 080 830	86	753 091 020	87	753 108 610	119
753 070 815	82	753 080 831	86	753 091 021	87	753 108 611	119
753 070 816	82	753 080 832	86	753 091 022	87	753 120 813	77
753 070 817	82	753 080 833	86	753 091 023	87	753 120 814	77
753 070 818	82	753 081 008	85	753 091 024	87	753 120 815	77
753 070 819	82	753 081 009	85	753 091 025	87	753 120 816	77
753 070 820	82	753 081 010	85	753 091 026	87	753 120 817	77
753 070 821	82	753 081 011	85	753 091 027	87	753 120 818	77
753 070 822	82	753 081 012	85	753 091 028	87	753 120 819	77
753 070 823	82	753 081 013	85	753 091 029	87	753 120 820	77
753 070 824	82	753 081 014	85	753 091 030	87	753 120 821	77
753 070 825	82	753 081 015	85	753 091 031	87	753 120 822	77
753 070 826	82	753 081 016	85	753 091 032	87	753 120 823	77
753 070 827	82	753 081 017	85	753 100 813	75	753 120 908	77
753 070 828	82	753 081 018	85	753 100 814	75	753 120 909	77
753 070 829	82	753 081 019	85	753 100 815	75	753 120 910	77
753 070 830	82	753 081 020	85	753 100 816	75	753 120 911	77
753 070 831	82	753 081 021	85	753 100 817	75	753 120 912	77
753 070 832	82	753 081 022	85	753 100 818	75	753 120 913	77
753 070 833	82	753 081 023	85	753 100 819	75	753 120 914	77
753 071 008	81	753 081 024	85	753 100 820	75	753 120 915	77
753 071 009	81	753 081 025	85	753 100 821	75	753 120 916	77
753 071 010	81	753 081 026	85	753 100 822	75	753 120 917	77
753 071 011	81	753 081 027	85	753 100 823	75	753 120 918	77
753 071 012	81	753 081 028	85	753 100 922	75, 212	753 120 919	77

Index

Code	Page	Code	Page	Code	Page	Code	Page
753 120 920	77	753 151 610	30	753 200 812	93	753 201 003	92
753 120 921	77	753 151 611	30	753 200 813	89	753 201 004	92
753 120 922	77	753 151 612	30	753 200 814	89	753 201 005	92
753 120 923	77	753 151 813	30	753 200 815	89	753 201 006	88
753 140 813	78	753 151 814	30	753 200 816	89	753 201 007	88
753 140 814	78	753 151 815	30	753 200 817	89	753 201 008	88
753 140 815	78	753 151 816	30	753 200 818	89	753 201 009	88
753 140 816	78	753 151 817	30	753 200 819	89	753 201 010	88
753 140 817	78	753 151 818	30	753 200 820	89	753 201 011	88
753 140 818	78	753 151 819	31	753 200 821	89	753 201 012	88
753 140 819	78	753 151 820	31	753 200 822	93	753 201 013	88, 213
753 140 820	78	753 151 821	31	753 200 823	93	753 201 014	88, 213
753 140 821	78	753 158 412	120	753 200 824	93	753 201 015	88, 213
753 140 822	78	753 158 413	120	753 200 825	93	753 201 016	88, 213
753 140 823	78	753 158 414	120	753 200 826	93	753 201 017	88, 213
753 141 008	78	753 158 535	120	753 200 827	93	753 201 018	88, 213
753 141 009	78	753 158 536	120	753 200 828	93	753 201 019	88, 213
753 141 010	78	753 158 540	120	753 200 829	93	753 201 020	88, 213
753 141 011	78	753 158 541	120	753 200 832	93	753 201 021	91
753 141 012	78	753 158 542	120	753 200 834	93	753 201 022	91
753 141 013	78	753 158 544	120	753 200 836	93	753 201 023	91
753 141 014	78	753 158 545	120	753 200 837	93	753 201 024	91
753 141 015	78	753 158 606	120	753 200 839	93	753 201 025	91
753 141 016	78	753 158 607	120	753 200 840	93	753 201 026	91
753 141 017	78	753 158 608	120	753 200 841	93	753 201 027	91
753 141 018	78	753 158 609	120	753 200 842	93	753 201 028	91
753 141 019	78	753 158 610	120	753 200 843	93	753 201 029	91
753 141 020	78	753 158 611	120	753 200 845	93	753 201 032	91
753 141 021	78	753 158 612	120	753 200 846	93	753 201 034	91
753 141 022	78	753 158 613	120	753 200 847	93	753 201 036	91
753 141 023	78	753 158 614	120	753 200 848	93	753 201 037	91
753 150 813	76	753 158 615	120	753 200 849	93	753 201 039	91
753 150 814	76	753 158 616	120	753 200 850	93	753 201 040	91
753 150 815	76	753 158 617	120	753 200 851	93	753 201 041	91
753 150 816	76	753 158 619	120	753 200 852	93	753 201 042	91
753 150 817	76	753 158 620	120	753 200 854	93	753 201 043	91
753 150 818	76	753 173 111	203	753 200 855	93	753 201 051	91, 214
753 150 819	76	753 173 113	203	753 200 856	94	753 201 052	91
753 150 820	76	753 173 114	203	753 200 857	94	753 201 054	91
753 150 821	76	753 173 117	203	753 200 858	94	753 201 055	91
753 150 822	76	753 200 024	88	753 200 859	94	753 201 069	92
753 150 823	76	753 200 025	88	753 200 860	94	753 201 070	92
753 150 922	76, 213	753 200 026	88	753 200 861	94	753 201 072	92
753 150 923	76, 213	753 200 027	88	753 200 862	94	753 201 073	91
753 151 006	76	753 200 028	88	753 200 864	94	753 201 074	91
753 151 007	76	753 200 029	88	753 200 865	94	753 201 075	91
753 151 008	76	753 200 124	89	753 200 866	94	753 201 076	91
753 151 009	76	753 200 125	89	753 200 867	94	753 201 077	92
753 151 010	76	753 200 126	89	753 200 868	94	753 201 078	91
753 151 011	76	753 200 127	89	753 200 869	94	753 201 079	91
753 151 012	76	753 200 128	89	753 200 870	94	753 201 080	92
753 151 013	76, 212	753 200 129	89	753 200 880	93	753 201 081	92
753 151 014	76, 212	753 200 131	93	753 200 881	93	753 201 084	92
753 151 015	76, 212	753 200 132	93	753 200 882	93	753 201 085	92
753 151 016	76, 212	753 200 133	93	753 200 902	88, 213	753 201 086	92
753 151 017	76, 212	753 200 150	93	753 200 903	88, 213	753 201 087	92
753 151 018	76, 212	753 200 152	93	753 200 904	214	753 201 089	92
753 151 019	76, 212	753 200 153	93	753 200 905	214	753 201 090	92
753 151 020	76, 213	753 200 801	93	753 200 906	214	753 201 091	92
753 151 021	76, 213	753 200 802	89	753 200 907	214	753 201 092	92
753 151 608	27	753 200 803	89	753 201 001	88, 213	753 201 093	92
753 151 609	27	753 200 810	93	753 201 002	92	753 201 094	92

Index

Code	Page	Code	Page	Code	Page	Code	Page
753 201 095	92	753 202 810	89	753 208 606	121	753 318 037	133
753 201 096	92	753 202 811	89	753 208 607	121	753 318 038	133
753 201 097	92	753 202 812	89	753 208 608	121	753 318 039	133
753 201 098	92	753 202 813	89	753 208 609	121	753 318 040	133
753 201 099	92	753 208 301	122	753 208 610	121	753 318 041	133
753 201 100	92	753 208 302	122	753 208 611	121	753 508 606	136
753 201 101	92	753 208 303	122	753 208 612	121	753 508 607	136
753 201 102	92	753 208 304	122	753 208 613	121	753 508 608	136
753 201 103	92	753 208 305	122	753 208 614	121	753 508 609	136
753 201 104	92	753 208 307	122	753 208 615	121	753 508 610	136
753 201 105	92	753 208 308	122	753 208 616	121	753 508 611	136
753 201 106	92	753 208 309	122	753 208 617	121	753 508 616	136
753 201 107	92	753 208 310	122	753 208 618	121	753 508 617	136
753 201 109	92	753 208 311	122	753 208 619	121	753 508 618	136
753 201 110	92	753 208 312	122	753 208 620	121	753 508 619	136
753 201 111	92	753 208 313	122	753 208 621	121	753 508 620	136
753 201 112	92	753 208 314	122	753 208 622	121	753 508 621	136
753 201 113	92	753 208 321	122	753 208 623	121	753 518 412	137
753 201 114	92	753 208 322	122	753 208 624	121	753 518 413	137
753 201 115	92	753 208 323	122	753 208 625	121	753 518 414	137
753 201 120	88	753 208 324	122	753 208 626	121	753 518 606	135
753 201 121	88	753 208 338	122	753 208 627	121	753 518 607	135
753 201 131	91	753 208 339	122	753 211 025	29	753 518 608	135
753 201 132	91	753 208 341	122	753 211 026	29	753 518 609	135
753 201 133	91	753 208 351	121	753 211 027	29	753 518 610	135
753 201 152	91	753 208 352	121	753 211 034	29	753 518 611	135
753 201 153	91	753 208 353	121	753 211 035	29	753 518 612	135
753 201 154	91, 214	753 208 354	121	753 211 059	29	753 518 613	135
753 201 606	30	753 208 355	121	753 211 060	29	753 518 614	135
753 201 607	30	753 208 357	121	753 211 063	29	753 528 412	137
753 201 608	30	753 208 358	121	753 211 069	29	753 528 413	137
753 201 609	30	753 208 359	121	753 211 070	30	753 528 414	137
753 201 610	30	753 208 360	121	753 211 073	30	753 528 606	135
753 201 611	30	753 208 361	121	753 211 080	30	753 528 607	135
753 201 613	30	753 208 362	121	753 211 083	30	753 528 608	135
753 201 614	30	753 208 363	121	753 211 606	28	753 528 609	135
753 201 615	30	753 208 364	121	753 211 607	28	753 528 610	135
753 201 617	30	753 208 371	121	753 211 608	28	753 528 611	135
753 201 618	30	753 208 372	121	753 211 609	28	753 528 612	135
753 201 813	28	753 208 373	121	753 211 610	28	753 528 613	135
753 201 814	28	753 208 374	121	753 211 611	28	753 528 614	135
753 201 815	28	753 208 388	121	753 211 612	28	753 608 412	137
753 201 816	28	753 208 389	122	753 221 031	122	753 608 413	137
753 201 817	28	753 208 391	122	753 221 032	122	753 608 414	137
753 201 818	28	753 208 412	123	753 251 010	90	753 608 612	136
753 201 819	29	753 208 413	123	753 251 011	90	753 608 613	136
753 201 820	29	753 208 414	123	753 251 012	90	753 608 614	136
753 201 821	29	753 208 510	123	753 251 013	90	753 648 412	137
753 201 827	93	753 208 511	123	753 251 014	90	753 648 413	137
753 201 855	93	753 208 515	123	753 251 044	94	753 648 414	137
753 201 873	93	753 208 516	123	753 251 063	90	753 648 606	136
753 201 874	93	753 208 517	123	753 251 064	90	753 648 607	136
753 201 875	93	753 208 518	123	753 314 000	132	753 648 608	136
753 201 876	93	753 208 519	123	753 314 001	132	753 648 609	136
753 201 878	93	753 208 520	123	753 314 002	132	753 648 610	136
753 201 879	93	753 208 521	123	753 318 006	133	753 648 611	136
753 201 880	91	753 208 522	123	753 318 007	133	753 648 612	136
753 201 881	91	753 208 523	123	753 318 008	133	753 648 613	136
753 201 882	91	753 208 524	123	753 318 009	133	753 648 614	136
753 201 883	91	753 208 525	123	753 318 010	133	753 665 558	117
753 201 920	89	753 208 526	123	753 318 011	133	753 665 559	117
753 201 921	89	753 208 527	123	753 318 036	133	753 665 560	117

Index

Code	Page	Code	Page	Code	Page	Code	Page
753 665 561	117	753 790 214	189	753 798 924	180	753 800 304	176
753 665 562	117	753 798 210	179	753 798 925	180	753 800 897	96
753 665 563	117	753 798 211	179	753 798 926	180	753 900 001	124
753 665 564	117	753 798 212	179	753 798 927	180	753 900 002	124
753 665 565	117	753 798 213	179	753 798 951	181	753 900 004	124
753 665 566	117	753 798 214	179	753 798 952	181	753 900 007	124
753 665 567	117	753 798 215	179	753 800 006	175	753 900 011	124
753 665 568	117	753 798 216	179	753 800 007	175	753 900 012	124
753 665 569	117	753 798 217	179	753 800 008	175	753 900 013	124
753 665 570	117	753 798 218	179	753 800 009	175	753 900 014	124
753 665 571	117	753 798 219	179	753 800 010	175	753 900 015	124
753 665 572	117	753 798 220	179	753 800 011	175, 216	753 900 017	125
753 665 573	117	753 798 221	179	753 800 012	175, 216	753 900 018	125
753 665 574	117	753 798 222	179	753 800 013	175, 216	753 900 019	125
753 665 575	117	753 798 223	179	753 800 014	175, 216	753 900 020	125
753 665 576	117	753 798 224	179	753 800 015	175, 216	753 900 021	125
753 665 577	118	753 798 225	179	753 800 016	175, 216	753 900 022	125
753 665 578	118	753 798 226	179	753 800 017	175, 216	753 900 023	125
753 665 579	118	753 798 227	179	753 800 018	175, 216	753 900 025	125
753 665 580	118	753 798 306	178	753 800 019	175, 216	753 900 026	125
753 665 581	118	753 798 307	178	753 800 020	175, 216	753 900 027	125
753 665 582	118	753 798 308	178	753 800 021	175, 216	753 900 035	125
753 665 583	118	753 798 309	178	753 800 022	175, 216	753 900 036	125
753 665 584	118	753 798 310	178	753 800 023	175, 216	753 900 037	125
753 665 585	118	753 798 311	178	753 800 030	175	753 900 800	96
753 665 586	118	753 798 312	178	753 800 031	175	753 900 801	96
753 665 587	118	753 798 313	178	753 800 032	175	753 900 802	96
753 665 588	118	753 798 314	178	753 800 033	175	753 900 803	96
753 665 589	118	753 798 315	178	753 800 057	177	753 900 805	96
753 665 590	118	753 798 316	178	753 800 058	177	753 900 806	96
753 665 591	118	753 798 317	178	753 800 059	177	753 900 807	96
753 665 592	118	753 798 318	178	753 800 060	177	753 900 808	96
753 665 593	118	753 798 319	178	753 800 063	177	753 900 809	96
753 665 594	118	753 798 320	178	753 800 085	176	753 900 810	96
753 665 595	118	753 798 321	178	753 800 086	176	753 900 811	96
753 700 611	187	753 798 322	178	753 800 087	176	753 900 812	96
753 700 612	187	753 798 323	178	753 800 088	176	753 900 813	96
753 700 613	187	753 798 324	178	753 800 089	176	753 900 814	96
753 700 614	187	753 798 325	178	753 800 090	176	753 900 815	96
753 700 615	187	753 798 326	178	753 800 091	176	753 900 816	96
753 700 616	187	753 798 327	178	753 800 092	176	753 900 817	96
753 700 617	187	753 798 728	180	753 800 093	176	753 900 818	96
753 700 618	187	753 798 729	180	753 800 094	176	753 900 819	96
753 700 619	187	753 798 730	180	753 800 095	176	753 900 820	96
753 700 620	187	753 798 731	180	753 800 096	176	753 900 821	96
753 700 621	187	753 798 753	181	753 800 097	176	753 900 822	96
753 700 622	187	753 798 754	181	753 800 098	176	753 900 823	96
753 700 623	187	753 798 755	181	753 800 105	176	753 900 824	96
753 700 624	187	753 798 756	181	753 800 106	176	753 900 825	96
753 700 625	187	753 798 757	181	753 800 107	176	753 900 826	96
753 700 626	188	753 798 758	181	753 800 108	176	753 900 827	97
753 700 627	188	753 798 759	181	753 800 224	175, 216	753 900 828	97
753 700 628	188	753 798 833	178	753 800 225	175, 216	753 900 829	97
753 700 629	188	753 798 834	178	753 800 226	175	753 900 831	96
753 790 206	189	753 798 835	178	753 800 227	175	753 900 832	96
753 790 207	189	753 798 836	178	753 800 228	175	753 900 833	97
753 790 208	189	753 798 858	179	753 800 229	175	753 900 834	97
753 790 209	189	753 798 859	179	753 800 299	176	753 900 835	97
753 790 210	189	753 798 860	179	753 800 300	176	753 900 836	97
753 790 211	189	753 798 861	179	753 800 301	176	753 900 837	97
753 790 212	189	753 798 862	179	753 800 302	176	753 900 838	97
753 790 213	189	753 798 863	179	753 800 303	176	753 900 839	97

Index

Code	Page	Code	Page	Code	Page	Code	Page
753 900 840	97	753 901 042	94	753 901 832	31	753 908 658	124
753 900 841	97	753 901 043	95	753 901 833	31	753 908 659	124
753 900 842	97	753 901 044	95	753 901 836	31	753 908 660	124
753 900 843	97	753 901 045	95	753 901 837	31	753 908 664	124
753 900 844	97	753 901 046	94	753 901 838	31	753 908 665	124
753 900 866	96	753 901 047	94	753 901 839	31	753 908 666	124
753 900 867	96	753 901 048	94	753 901 840	31	753 908 670	124
753 900 868	96	753 901 049	95	753 901 841	31	753 908 671	124
753 900 870	96	753 901 050	95	753 901 842	31	753 908 672	124
753 900 872	96	753 901 052	94	753 901 845	31	753 908 676	124
753 900 873	96	753 901 053	94	753 901 864	31	753 908 677	124
753 900 874	96	753 901 054	94	753 901 865	31	753 908 680	124
753 900 875	96	753 901 055	94	753 901 867	29	753 908 684	124
753 900 876	96	753 901 058	94	753 901 868	29	753 908 685	124
753 900 877	96	753 901 059	94	753 901 869	29	753 908 688	124
753 900 880	96	753 901 060	94	753 901 870	29	753 908 690	124
753 900 881	96	753 901 063	94	753 902 801	125	753 908 692	124
753 900 882	96	753 901 064	94	753 902 802	125	753 908 695	124
753 900 884	96	753 901 065	94	753 902 804	125	753 908 696	124
753 900 885	96	753 901 066	95, 215	753 902 807	125	753 908 697	124
753 900 886	96	753 901 067	95, 215	753 902 835	126	753 908 713	125
753 900 887	96	753 901 068	95, 215	753 902 836	126	753 908 718	125
753 900 888	96	753 901 070	94	753 902 837	126	753 908 738	125
753 900 889	96	753 901 071	94	753 902 838	126	753 908 742	125
753 900 890	96	753 901 072	94	753 902 839	126	753 908 743	125
753 900 891	96	753 901 073	95, 215	753 902 840	126	753 908 746	125
753 900 892	96	753 901 074	95, 215	753 902 841	126	753 908 748	125
753 900 893	96	753 901 075	95, 215	753 902 842	126	753 908 749	125
753 900 894	96	753 901 076	94, 215	753 902 843	126	753 908 750	125
753 900 895	96	753 901 077	94	753 902 844	126	753 908 751	125
753 900 896	96	753 901 078	94	753 902 845	126	753 908 752	125
753 900 898	96	753 901 080	95, 215	753 902 846	126	753 908 753	125
753 900 899	96	753 901 081	95, 215	753 908 149	124	753 908 758	125
753 901 000	95, 215	753 901 082	95	753 908 150	124	753 908 762	125
753 901 001	95, 215	753 901 083	94	753 908 151	124	753 908 765	125
753 901 002	95, 215	753 901 084	95, 215	753 908 152	124	753 908 768	125
753 901 003	95, 215	753 901 085	95, 215	753 908 153	124	753 908 772	125
753 901 005	95, 215	753 901 086	95	753 908 158	124	753 908 773	125
753 901 011	95, 215	753 901 087	95, 215	753 908 162	124	753 908 776	125
753 901 012	95, 215	753 901 088	95, 215	753 908 165	124	753 908 777	125
753 901 013	95	753 901 089	95, 215	753 908 168	124	753 908 778	125
753 901 014	95	753 901 090	95, 215	753 908 172	124	753 908 904	125
753 901 015	95	753 901 091	95, 215	753 908 173	124	753 908 931	125
753 901 016	95	753 901 092	95, 215	753 908 176	124	753 908 932	125
753 901 017	95	753 901 094	95, 215	753 908 177	124	753 908 933	125
753 901 018	95, 215	753 901 095	95, 215	753 908 178	124	753 908 938	125
753 901 019	95	753 901 096	95, 215	753 908 464	125	753 909 809	126
753 901 020	95	753 901 097	95, 215	753 908 465	125	753 909 810	126
753 901 022	95	753 901 098	95, 215	753 908 470	125	753 909 811	126
753 901 024	95	753 901 099	95, 215	753 908 471	125	753 909 812	126
753 901 025	95	753 901 639	31	753 908 472	125	753 909 816	126
753 901 026	95	753 901 640	31	753 908 476	125	753 909 817	126
753 901 027	95	753 901 641	31	753 908 477	125	753 909 818	126
753 901 029	95	753 901 644	31	753 908 637	124	753 909 819	126
753 901 030	95	753 901 645	31	753 908 641	124	753 909 820	126
753 901 032	95, 215	753 901 646	31	753 908 642	124	753 909 822	126
753 901 033	95, 215	753 901 651	31	753 908 646	124	753 909 823	126
753 901 034	95, 215	753 901 652	31	753 908 647	124	753 909 824	126
753 901 038	94	753 901 656	31	753 908 648	124	753 909 825	126
753 901 039	95	753 901 657	31	753 908 652	124	753 909 826	126
753 901 040	95	753 901 658	31	753 908 653	124	753 909 827	126
753 901 041	94	753 901 831	31	753 908 654	124	753 909 829	126

Index

Code	Page	Code	Page	Code	Page	Code	Page
753 909 830	126	753 910 906	116	753 914 269	131	753 961 008	97
753 909 831	126	753 910 907	116	753 914 270	131	753 961 009	97
753 909 832	126	753 910 908	116	753 914 271	131	753 961 010	97
753 909 833	126	753 910 909	116	753 960 406	116	753 961 011	97
753 909 834	126	753 910 910	116	753 960 407	116	753 961 012	97
753 909 835	126	753 910 911	116	753 960 408	116	753 961 013	97, 215
753 909 836	126	753 910 912	116	753 960 409	116	753 961 014	97, 215
753 909 837	126	753 910 913	116	753 960 410	116	753 961 015	97, 215
753 909 838	126	753 910 914	116	753 960 411	116	753 961 016	97, 215
753 909 839	126	753 911 606	23	753 960 611	188	753 961 017	97, 215
753 909 840	126	753 911 607	23	753 960 612	188	753 961 018	97, 215
753 909 841	126	753 911 608	23	753 960 613	188	753 961 019	97, 215
753 909 842	126	753 911 609	23	753 960 614	188	753 961 020	97, 215
753 909 843	126	753 911 610	23	753 960 615	188	753 961 021	97, 215
753 909 844	126	753 911 611	23	753 960 616	188	753 961 606	32
753 909 845	126	753 911 612	23	753 960 617	188	753 961 607	32
753 909 846	126	753 911 613	20, 210	753 960 618	188	753 961 608	32
753 909 859	127	753 911 614	20, 210	753 960 619	188	753 961 609	32
753 909 860	127	753 911 615	20, 210	753 960 620	188	753 961 610	32
753 909 861	127	753 911 616	20, 210	753 960 621	189	753 961 611	32
753 909 862	127	753 911 617	20, 210	753 960 622	189	753 961 617	33
753 909 866	127	753 911 618	20, 210	753 960 623	189	753 961 619	33
753 909 867	127	753 911 619	20, 210	753 960 624	189	753 961 620	33
753 909 868	127	753 911 620	20, 210	753 960 625	189	753 961 621	33
753 909 869	127	753 911 621	20, 210	753 960 626	189	753 961 712	32
753 909 870	127	753 911 622	20, 210	753 960 627	189	753 961 713	32
753 909 872	127	753 911 623	20, 210	753 960 628	189	753 961 714	32
753 909 873	127	753 911 652	24	753 960 629	189	753 961 715	32
753 909 874	127	753 911 704	21, 210	753 960 810	98	753 961 716	32
753 909 875	127	753 911 705	21, 210	753 960 811	98	753 961 717	32
753 909 876	127	753 911 706	21, 210	753 960 812	98	753 961 718	32
753 909 877	127	753 911 707	21, 210	753 960 813	98	753 961 719	32
753 909 879	127	753 911 708	24	753 960 814	98	753 961 720	32
753 909 880	127	753 911 709	24	753 960 815	98	753 968 606	132
753 909 881	127	753 911 710	24	753 960 816	98	753 968 607	132
753 909 882	127	753 911 711	24	753 960 817	98	753 968 608	132
753 909 883	127	753 911 804	25	753 960 818	98	753 968 609	132
753 909 884	127	753 911 805	25	753 960 819	98	753 968 610	132
753 909 885	127	753 911 806	25	753 960 820	98	753 968 611	132
753 909 886	127	753 911 807	25	753 960 821	98	775 641 502	37
753 909 887	127	753 911 808	25	753 960 822	98	775 641 507	37
753 909 888	127	753 911 809	25	753 960 823	98	775 641 510	37
753 909 889	127	753 911 810	25	753 960 824	98	775 641 514	37
753 909 890	127	753 911 811	25	753 960 825	98	775 641 518	37
753 909 891	127	753 911 817	25	753 960 826	98	775 641 524	37
753 909 892	127	753 911 818	25	753 960 827	98	775 641 632	37
753 909 893	127	753 911 819	25	753 960 828	98	775 641 636	37
753 909 894	127	753 911 820	25	753 960 829	98	775 641 640	37
753 909 895	127	753 911 821	25	753 960 830	98	775 641 641	37
753 909 896	127	753 911 822	25	753 960 831	98	775 641 645	37
753 910 266	131	753 911 823	25	753 960 832	98	775 641 655	37
753 910 267	131	753 911 852	25	753 960 833	98	775 641 659	37
753 910 268	131	753 911 853	25	753 960 922	97, 215	775 642 664	37
753 910 269	131	753 911 854	25	753 960 923	97, 216	775 642 665	37
753 910 270	131	753 911 950	25	753 960 924	97, 216	775 642 666	37
753 910 271	131	753 911 951	25	753 960 925	97, 216	775 642 669	37
753 910 556	131	753 911 952	25	753 960 926	97, 216	775 642 672	37
753 910 557	131	753 911 953	25	753 960 927	97, 216	775 642 673	37
753 910 558	131	753 911 954	25	753 960 928	97	775 642 675	37
753 910 559	131	753 914 266	131	753 960 929	97	775 642 678	37
753 910 560	131	753 914 267	131	753 961 006	97	799 100 061	65
753 910 561	131	753 914 268	131	753 961 007	97	799 100 062	65

Index

Code	Page
799 150 378	65
799 198 079	64
799 198 080	64
799 198 091	64
799 199 282	64
799 199 283	64
799 199 286	64
799 199 287	64, 71
799 199 288	71
799 199 289	71
799 199 321	71
799 199 322	71
799 199 323	71
799 199 327	71
799 199 328	71
799 298 023	35
799 300 807	72
799 300 809	73
799 300 820	73
799 300 831	73
799 300 835	73
799 300 920	73
799 300 923	73
799 350 364	35
799 350 475	72
799 350 476	72
799 350 477	72
799 496 011	38
800 015 141	153
800 015 142	153
800 015 143	154
800 015 179	153
800 024 832	153
800 024 834	153
800 045 326	154
800 045 327	154
800 045 328	154
800 050 308	151
800 050 344	151
800 050 345	151
800 050 346	151
800 050 347	151
800 050 348	151
800 050 837	151
800 050 839	151
800048959	151

Worldwide at home

Our sales companies and representatives ensure local customer support in more than 100 countries.

www.gfps.com

Argentina / Southern South America

Georg Fischer Central Plastics Sudamérica S.R.L.
Buenos Aires / Argentina
Phone +54 11 4512 02 90
gfcentral.ps.ar@georgfischer.com
www.gfps.com/ar

Australia

George Fischer Pty Ltd
Riverwood NSW 2210
Phone +61 (0) 2 9502 8000
australia.ps@georgfischer.com
www.gfps.com/au

Austria

Georg Fischer Rohrleitungssysteme GmbH
3130 Herzogenburg
Phone +43 (0) 2782 856 43-0
austria.ps@georgfischer.com
www.gfps.com/at

Belgium / Luxembourg

Georg Fischer NV/SA
1600 Sint-Pieters-Leeuw / Belgium
Phone +32 (0) 2 556 40 20
Fax +32 (0) 2 524 34 26
be.ps@georgfischer.com
www.gfps.com/be

Brazil

Georg Fischer Sist. de Tub. Ltda.
04571-020 São Paulo/SP
Phone +55 (0) 11 5525 1311
br.ps@georgfischer.com
www.gfps.com/br

Canada

Georg Fischer Piping Systems Ltd
Mississauga, ON L5T 2B2
Phone +1 (905) 670 8005
Fax +1 (905) 670 8513
ca.ps@georgfischer.com
www.gfps.com/ca

China

Georg Fischer Piping Systems Ltd
Shanghai 201319
Phone +86 21 3899 3899
china.ps@georgfischer.com
www.gfps.com/cn

Denmark / Iceland

Georg Fischer A/S
2630 Taastrup / Denmark
Phone +45 (0) 70 22 19 75
info.dk.ps@georgfischer.com
www.gfps.com/dk

Finland

Georg Fischer AB
01510 Vantaa
Phone +358 (0) 9 586 58 25
Fax +358 (0) 9 586 58 29
info.fi.ps@georgfischer.com
www.gfps.com/fi

France

Georg Fischer SAS
95932 Roissy Charles de Gaulle Cedex
Phone +33 (0) 1 41 84 68 84
fr.ps@georgfischer.com
www.gfps.com/fr

Germany

Georg Fischer GmbH
73095 Albershausen
Phone +49 (0) 7161 302 0
info.de.ps@georgfischer.com
www.gfps.com/de

India

Georg Fischer Piping Systems Pvt. Ltd
400 083 Mumbai
Phone +91 22 4007 2000
Fax +91 22 4007 2020
branchoffice@georgfischer.com
www.gfps.com/in

Indonesia

PT Georg Fischer Indonesia
Karawang 41371, Jawa Barat
Phone +62 267 432 044
Fax +62 267 431 857
indonesia.ps@georgfischer.com
www.gfps.com/id

Italy

Georg Fischer S.p.A.
20864 Agrate Brianza (MB)
Phone +39 02 921 86 1
Fax +39 02 921 86 24 7
it.ps@georgfischer.com
www.gfps.com/it

Japan

Georg Fischer Ltd
530-0003 Osaka
Phone +81 (0) 6 6341 2451
jp.ps@georgfischer.com
www.gfps.com/jp

Korea

Georg Fischer Korea Co. Ltd
Unit 2501, U-Tower
120 Heungdeok Jungang-ro
(Yeongdeok-dong)
Giheung-gu, Yongin-si, Gyeonggi-do
Phone +82 31 8017 1450
Fax +82 31 217 1454
kor.ps@georgfischer.com
www.gfps.com/kr

Malaysia

George Fischer (M) Sdn. Bhd.
41200 Klang, Selangor Darul Ehsan
Phone +60 (0) 3 3122 5585
Fax +60 (0) 3 3122 5575
my.ps@georgfischer.com
www.gfps.com/my

Mexico / Northern Latin America

Georg Fischer S.A. de C.V.
CP 66603 Apodaca, Nuevo León / Mexico
Phone +52 (81) 1340 8586
Fax +52 (81) 1522 8906
mx.ps@georgfischer.com
www.gfps.com/mx

Middle East

Georg Fischer Piping Systems (Switzerland) Ltd
Dubai / United Arab Emirates
Phone +971 4 289 49 60
gcc.ps@georgfischer.com
www.gfps.com/int

Netherlands

Georg Fischer N.V.
8161 PA Epe
Phone +31 (0) 578 678 222
nl.ps@georgfischer.com
www.gfps.com/nl

New Zealand

Georg Fischer Ltd
5018 Upper Hutt
Phone +04 527 9813
Fax +04 527 9834
nz.ps@georgfischer.com
www.gfps.com/nz

Norway

Georg Fischer AS
1351 Rud
Phone +47 67 18 29 00
no.ps@georgfischer.com
www.gfps.com/no

Philippines

George Fischer Pte. Ltd.
Philippines Representative Office
1500 San Juan City
Phone +632 571 2365
Fax +632 571 2368
sgp.ps@georgfischer.com
www.gfps.com/sg

Poland

Georg Fischer Sp. z o.o.
05-090 Sekocin Nowy
Phone +48 (0) 22 31 31 0 50
poland.ps@georgfischer.com
www.gfps.com/pl

Romania

Georg Fischer Piping Systems (Switzerland) Ltd
020257 Bucharest - Sector 2
Phone +40 (0) 21 230 53 80
ro.ps@georgfischer.com
www.gfps.com/int

Russia

Georg Fischer Piping Systems (Switzerland) Ltd
Moscow 125040
Phone +7 495 748 11 44
ru.ps@georgfischer.com
www.gfps.com/ru

Singapore

Georg Fischer Pte Ltd
528 872 Singapore
Phone +65 6747 0611
Fax +65 6747 0577
sgp.ps@georgfischer.com
www.gfps.com/sg

Spain / Portugal

Georg Fischer S.A.
28046 Madrid / Spain
Phone +34 (0) 91 781 98 90
es.ps@georgfischer.com
www.gfps.com/es

Sweden

Georg Fischer AB
117 43 Stockholm
Phone +46 (0) 8 506 775 00
info.se.ps@georgfischer.com
www.gfps.com/se

Switzerland

Georg Fischer Rohrleitungssysteme (Schweiz) AG
8201 Schaffhausen
Phone +41 (0) 52 631 3026
ch.ps@georgfischer.com
www.gfps.com/ch

Taiwan

Georg Fischer Co. Ltd
San Chung Dist., New Taipei City
Phone +886 2 8512 2822
Fax +886 2 8512 2823
www.gfps.com/tw

United Kingdom / Ireland

Georg Fischer Sales Limited
Coventry, CV2 2ST / United Kingdom
Phone +44 (0) 2476 535 535
uk.ps@georgfischer.com
www.gfps.com/uk

USA / Caribbean

Georg Fischer LLC
92618 Irvine, CA / USA
Phone +1 714 731 8800
Fax +1 714 731 6201
us.ps@georgfischer.com
www.gfps.com/us

Vietnam

Georg Fischer Pte Ltd
Representative Office
Ho Chi Minh City
Phone +84 28 3948 4000
Fax +84 28 3948 4010
sgp.ps@georgfischer.com
www.gfps.com/vn

International

Georg Fischer Piping Systems (Switzerland) Ltd
8201 Schaffhausen / Switzerland
Phone +41 (0) 52 631 3003
Fax +41 (0) 52 631 2893
info.export@georgfischer.com
www.gfps.com/int

The information and technical data (altogether "Data") herein are not binding, unless explicitly confirmed in writing. The Data neither constitutes any expressed, implied or warranted characteristics, nor guaranteed properties or a guaranteed durability. All Data is subject to modification. The General Terms and Conditions of Sale of Georg Fischer Piping Systems apply.

